ALUMINCO®
ALUMINIUM BUILDING SYSTEMS

OS25

Office Partition System
Σύστημα Διαχωριστικών Γραφείου

www.aluminco.com

ALUMINCO®
ALUMINIUM BUILDING SYSTEMS

Aluminco is among the top suppliers of innovative architectural aluminium systems

ALUMINCO S.A. was established in 1982, to meet the increasing demand for innovative products and bring life to the aluminium systems. Its vision was to become a premium, worldwide Aluminium supplier of systems that meet evolution.

By constantly investing in new technologies and placing great emphasis on research and development, ALUMINCO has developed and consolidated hundreds of aluminium products, many of which are unique in their kind, with many innovations and patents.

In ALUMINCO we implement Quality, Environmental, Occupational Health & Safety and Energy Management Systems certified according to international standards ISO 9001, ISO 14001, ISO 45001 and ISO 50001 respectively, as well as Factory Production Control System certified according to EN 15088, EN 1090 and Qualicoat Seaside Class. All product series are approved by internationally recognized certification institutes for their outstanding characteristics and performance.

Στη κορυφή της βιομηχανίας αλουμινίου, προσφέροντας καινοτόμες λύσεις αρχιτεκτονικών συστημάτων αλουμινίου

Η ALUMINCO Α.Ε. ξεκίνησε το 1982 πρωτοπόρος με όραμα και ισχυρή επιχειρηματική κουλτούρα.

Με συνεχείς επενδύσεις σε νέες τεχνολογίες και δίνοντας μεγάλη έμφαση στην έρευνα και ανάπτυξη η ALUMINCO έχει αναπτύξει και εδραιώσει εκατοντάδες προϊόντα αλουμινίου, πολλά από τα οποία είναι μοναδικά στο είδος τους, με πολλές καινοτομίες και ευρεσιτεχνίες.

Στην ALUMINCO εφαρμόζουμε Συστήματα Διαχείρισης Ποιότητας, Περιβάλλοντος, Υγείας και Ασφάλειας στην Εργασία και Διαχείρισης της Ενέργειας πιστοποιημένα κατά τα διεθνή πρότυπα ISO 9001, ISO 14001, ISO 45001 και ISO 50001 αντίστοιχα, καθώς και Σύστημα Ελέγχου Παραγωγής πιστοποιημένο κατά EN 15088, EN 1090 και Qualicoat Seaside Class, ενώ όλες οι σειρές προϊόντων ελέγχονται από διεθνώς αναγνωρισμένους φορείς και ινστιτούτα πιστοποιήσεων για τα εξαιρετικά χαρακτηριστικά και τις επιδόσεις τους.

WE ARE
A PART OF
TOMORROW

ALUMINCO®
ALUMINIUM BUILDING SYSTEMS

OS25

Identity OS25 - Ταυτότητα

ALUMINCO

Office Partition System
Σύστημα Διαχωριστικών Γραφείου

ALUMINCO®

OS25

Index - Περιεχόμενα

ALUMINCO®

OS25

System Overview -
Σύνοψη Συστήματος

OS25 IDENTITY

The slim profiles of the OS25 consistently follow the architectural trend for minimum aluminium face width, more transparency and enhancement of natural lighting, offering elegant proposals for creating modern offices and ideal working conditions that enhance the creativity and productivity of employees. At the same time, it meets the requirements of modern building infrastructures in terms of its functionality and performance.

Reference points

- Slim design, modern aesthetics
- Maximum transparency and light diffusion (structural version)
- Upgraded sound reduction ensures better living and working conditions
- Comprehensive solutions for every need and desire
- Applications

  Offices and reception desks

  Hotels, airports, restaurants

  Conference and exhibition spaces

  Interiors in residences

OS25 IDENTITY

Οι slim συναρμογές της σειράς OS25 ακολουθούν με συνέπεια την αρχιτεκτονική τάση για ελάχιστο εμφανές αλουμίνιο, περισσότερη διαφάνεια και ενίσχυση του φυσικού φωτισμού, προσφέροντας κομψές προτάσεις για δημιουργία μοντέρνων γραφείων και ιδανικών εργασιακών συνθηκών που ενισχύουν τη δημιουργικότητα και παραγωγικότητα των εργαζομένων. Ταυτόχρονα, ικανοποιεί τις απαιτήσεις των σύγχρονων κτιριακών υποδομών ως προς τη λειτουργικότητα και τις επιδόσεις του.

Σημεία αναφοράς

- Slim σχεδιασμός, μοντέρνα αισθητική
- Μέγιστη διαφάνεια και διάχυση φωτισμού (structural έκδοση)
- Αναβαθμισμένη ηχομείωση διασφαλίζει καλύτερες συνθήκες διαβίωσης και εργασίας
- Ολοκληρωμένες λύσεις για κάθε ανάγκη και επιθυμία
- Εφαρμογές

  Γραφεία και αίθουσες υποδοχής

  Ξενοδοχεία, αεροδρόμια, εστιατόρια

  Συνεδριακοί και εκθεσιακοί χώροι

  Εσωτερικοί χώροι σε κατοικίες

OS25 Technical characteristics

Minimum face height Ελάχιστο ύψος όψης	13-46mm	Sash height Ύψος φύλλου	14.3mm
Frame height Ύψος οδηγού	26/31mm	Sash width Πλάτος φύλλου	33.3mm
Minimum frame width Ελάχ. πλάτος οδηγού	52mm	Glass thickness Πάχος υάλωσης	6mm - 70mm

OS25 Configurations

Internal Partitions Εσωτερικά χωρίσματα	Fix, fix with hinged door, Fix with sliding door
Angular structure Γωνιακή κατασκευή	90°

ALUMINIUM STRENGTHS

Today, aluminium is the second most widely used metal in the world. Its unique properties and contribution to energy efficiency makes it the material of choice for a host of applications in building and construction. Discover a unique combination of attractive advantages that can be summarised as follows:

DESIGN FLEXIBILITY

Aluminium is a truly design «freedom» material. On the one hand, by utilizing aluminium extrusion, an infinite range of forms and sections is offered, allowing designers to integrate numerous functions into one profile. On the other hand, some truly amazing properties make it perfect for a wide range of uses offering greater flexibility to engineers, designers, and architects.

LONG LASTING PERFORMANCE

Aluminium building products are made from alloys that are weatherproof, corrosion- resistant and immune to the harmful effects of UV rays, ensuring optimal performance over a long period of time.

HIGH STRENGTH-TO-WEIGHT RATIO

Thanks to the high strength-to-weight ratio of aluminium, buildings could be lighter, stronger, and less expensive to build. Therefore, aluminium windows and curtain wall frames offer significant savings while at the same time it makes it easier to transport and handle on-site, reducing the risk of work-related injury.

HIGH-REFLECTIVITY

Aluminium works as a great reflector: its reflective properties are ideal for making window frames and in particular the shading ones, helping reduce energy consumption in a great manner, especially the needs for air conditioning in summer times.

FIRE SAFETY

Aluminium and its alloys in solid form do not burn and do not contribute to the spread of fire. For this reason, it is classified as non-combustible material, belonging to the best European reaction to fire class 'A1'. Nevertheless, aluminum alloys melt at between 660 to 680°C but without releasing any harmful gases.

NO RELEASE OF DANGEROUS SUBSTANCES

Several studies have proved that aluminium building products do not present a hazard to occupants or the surrounding environment, therefore they have no negative impact, either on indoor air quality or on soil, surface, and groundwater.

OPTIMAL SECURITY

Aluminium's superior properties make it the perfect material for almost any challenge, big or small. In big security challenges, where heavy glass panes are used, specially designed, strengthened aluminium frames contribute to and create exceptionally sturdy structures of high security requirements.

SURFACE TREATMENT

Powder coating and anodizing are primarily used surface treatment methods that strengthen the advantages of aluminium whilst adding an attractive finish to aluminium frames. The advantages of powder coating lie in the combination matrix of color, function, gloss, and corrosion properties whereas. With anodizing, the oxide layer on the surface of the aluminium is made during an electrochemical process, the natural aluminium color can be maintained, but a variety of other colors are also available.

LOW MAINTENANCE

Aluminium reacts with the oxygen in the air, forming a protective oxide coating that makes it corrosion resistant. This means less maintenance and replacements compared to other metals. In any case, aluminum windows should be cleaned regularly especially if they are installed by the seaside or industrial areas whereas inspected once a year by a specialized professional.

RECYCLING & CIRCULAR ECONOMY

Recycling is vital due to limited natural resources. Aluminum is 100% recyclable. This means that aluminium can be recycled infinitely without losing its properties, achieving significant energy savings, and promoting circular economy in full. Procedurally, the scrap material can be molted and introduced again into the extrusion process whereas other material (plastic, steel) that are combined with the aluminum windows can be removed mechanically.

MATERIAL PROPERTIES

Aluminium alloy EN AW 6060, T6 (most commonly used)
Ultimate tensile strength Rm = 185 N/mm^2
Yield strength $R_{P0,2}$ = 140 N/mm^2
Modulus of elasticity Eal = 70000 N/mm^2
Coefficient of thermal expansion α = 0,023 mm/m.K

ALUMINCO COMPLIANCE WITH REGULATIONS

EN ISO 9001:2015 Quality Management System
EN 15088:2005, EN 1090-1:2009 (FPC) Factory Production Control System
EN ISO 14001:2015 Environmental Management System
EN 15804:2012+A2:2019, ISO 14025 (EPD) Environmental Product Declaration
ISO 50001:2018 Energy Management System
ISO 45001:2018 Occupational Health and Safety Management System
QUALICOAT Powder Coating Certification for aluminium profiles

ALUMINCO®

OS25

Catalogue Overview -
Συνοπτικός Κατάλογος

Code Κωδικός	**Shape** Σχήμα	**Weight** Βάρος gr/m	**Perim.** Περίμ. mm	**Length** Μήκος m	**Pack** Δέμα	**Moment of inertia** Ροπή Αδρανείας cm^4		**Moment of resistance** Ροπή αντιστάσεως cm^3		**Description** Περιγραφή
2500-110	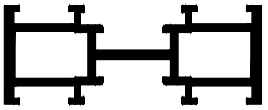	1290	315	6	4	Ix	2.46	Wx	1.89	**Transom/ mullion** Κολώνα/ Τραβέρσα
						Iy	25.46	Wy	7.48	
2500-708		489	273	6	2	Ix	0.55	Wx	0.32	**Spacer** Αποστάτης Δαπέδου
						Iy	12.1	Wy	3.4	
OS25-104	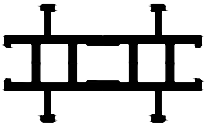	994	246	6	4	Ix	1.85	Wx	1.2	**Transom/ mullion** Κολώνα/ Τραβέρσα
						Iy	7.96	Wy	3.06	
OS25-202		222	104	6	4	Ix	0.18	Wx	0.21	**Glazing holder** Φύλλο
						Iy	0.49	Wy	0.26	
OS25-709		336	125	6	10	Ix	0.08	Wx	0.15	**Glazing Bead** Πηχάκι
						Iy	2.4	Wy	1.04	
OS25-710		296	108	6	2	Ix	0.07	Wx	0.08	**Glazing Bead** Πηχάκι
						Iy	1.3	Wy	0.74	
OS25-902		315	168	6	2	Ix	0.22	Wx	0.23	**Cover** Καπάκι
						Iy	2.28	Wy	0.95	
OS25-903		548	193	6	2	Ix	0.02	Wx	0.04	**Cover** Καπάκι
						Iy	14	Wy	3.4	

Code Κωδικός	**Shape** Σχήμα	**Weight** Βάρος gr/m	**Perim.** Περίμ. mm	**Length** Μήκος m	**Pack** Δέμα	**Moment of inertia** Ροπή Αδρανείας cm^4		**Moment of resistance** Ροπή αντιστάσεως cm^3		**Description** Περιγραφή
OS25-105	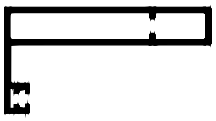	604	191	6	2	Ix	1.34	Wx	0.71	**Opening Frame** Κάσα Πόρτας
						Iy	7.65	Wy	2.4	
OS25-203		760	177	6	4	Ix	0.7	Wx	0.95	**Sash** Φύλλο Πόρτας
						Iy	5.3	Wy	2.3	
F50-108		851	120	6	6	Ix	0.25	Wx	0.43	**Threshold** Κατωκάσι
						Iy	5.8	Wy	2.58	
3200-103	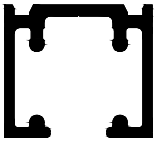	1103	287	6	2	Ix	6.1	Wx	3.05	**Sliding Rail** Οδηγός Ράουλου
						Iy	8.6	Wy	4.41	
CLS-3K1		450	238	6	2	Ix	1.25	Wx	0.62	**Spacer** Αποστάτης Δαπέδου
						Iy	9.25	Wy	3	
PAT59 -222		667	132	6	4	Ix	1.04	Wx	1.3	**Box profile** Καρέ
						Iy	6.95	Wy	2.68	
PAT29 -228		1685	320	6	2	Ix	63.3	Wx	15.8	**Corner box profile** Καρέ γωνιακού
						Iy	63.3	Wy	15.8	
PAT29-383		1847	239	6	2	Ix	37.1	Wx	12.37	**Corner box profile** Καρέ γωνιακού
						Iy	37.1	Wy	12.37	

Code Κωδικός	**Shape** Σχήμα	**Weight** Βάρος gr/m	**Perim.** Περίμ. mm	**Length** Μήκος m	**Pack** Δέμα	**Moment of inertia** Ροπή Αδρανείας cm^4		**Moment of resistance** Ροπή αντιστάσεως cm^3		**Description** Περιγραφή
PAT39-418		338	60	6	10	Ix	0.026	Wx	0.1	**T-Connector profile** Προφίλ γωνίας σύνδεσης T
						Iy	0.65	Wy	0.52	
320-911		86	60	6	6	Ix	0.04	Wx	0.08	**Adjustment profile** Προφίλ ευθυγράμμισης
						Iy	0.01	Wy	0.02	
W85-902		309	115	6	2	Ix	0.28	Wx	0.24	**Dummy Transom** Εξωτερικό καίτι
						Iy	0.67	Wy	0.43	

ALUMINCO®

OS25

Profiles: 1:1 -
Προφίλ 1:1

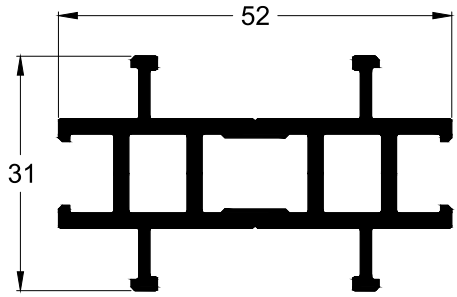

Code | Κωδικός	OS25-104
Weight | Βάρος	994 gr/m
Description	Transom mullion
Περιγραφή	Κολώνα/Τραβέρσα

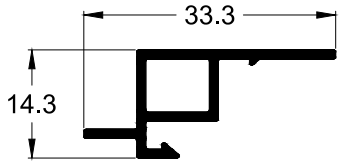

Code | Κωδικός	OS25-202
Weight | Βάρος	222 gr/m
Description	Sash
Περιγραφή	Φύλλο

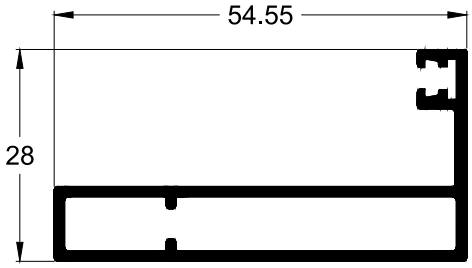

Code | Κωδικός	OS25-105
Weight | Βάρος	604 gr/m
Description	Opening Frame
Περιγραφή	Κάσα Πόρτας

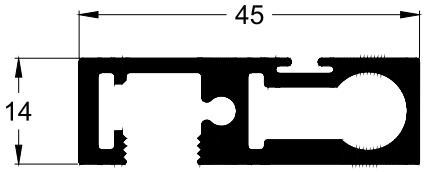

Code | Κωδικός	OS25-203
Weight | Βάρος	760 gr/m
Description	Sash Frame
Περιγραφή	Φύλλο Πόρτας

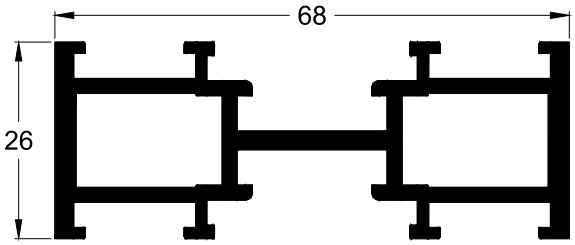

Code | Κωδικός	2500-110
Weight | Βάρος	1290 gr/m
Description	Transom mullion
Περιγραφή	Κολώνα/Τραβέρσα

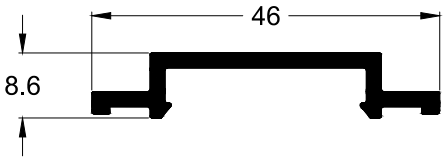

Code | Κωδικός	OS25-709
Weight | Βάρος	336 gr/m
Description	Glazing Cover
Περιγραφή	Πηχάκι

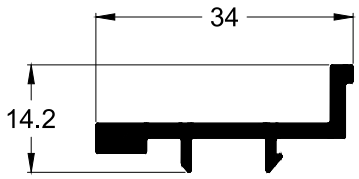

Code | Κωδικός	OS25-710
Weight | Βάρος	296 gr/m
Description	Glazing Bead
Περιγραφή	Πηχάκι

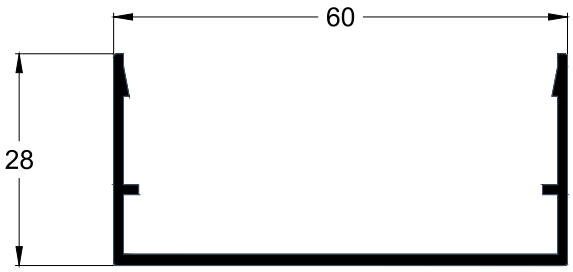

Code | Κωδικός	CLS-3K1
Weight | Βάρος	450 gr/m
Description	Spacer
Περιγραφή	Αποστάτης Δαπέδου

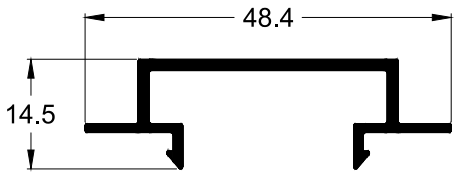

Code | Κωδικός	OS25-902
Weight | Βάρος	315 gr/m
Description	Cover
Περιγραφή	Καπάκι

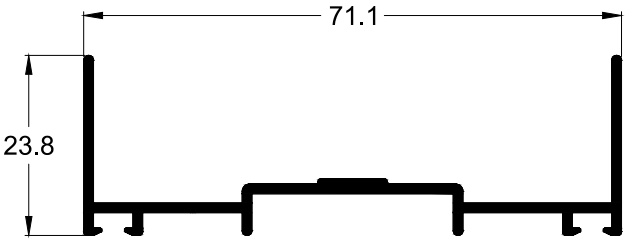

Code | Κωδικός	2500-708
Weight | Βάρος	489 gr/m
Description	Spacer
Περιγραφή	Αποστάτης Δαπέδου

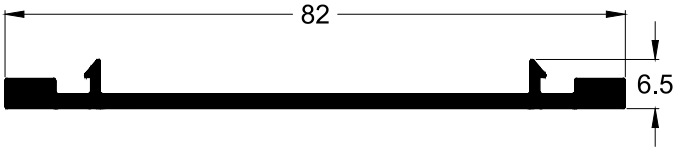

Code | Κωδικός	OS25-903
Weight | Βάρος	548 gr/m
Description	Cover
Περιγραφή	Καπάκι

Code | Κωδικός	F50-108
Weight | Βάρος	851 gr/m
Description	Threshold
Περιγραφή	Κατωκάσι

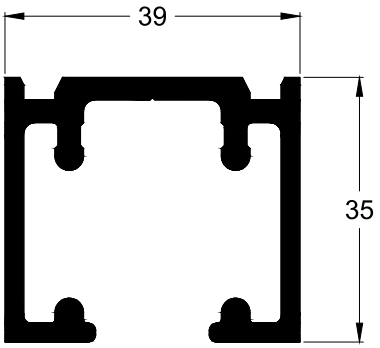

Code | Κωδικός	3200-103
Weight | Βάρος	1103 gr/m
Description	Sliding Rail
Περιγραφή	Οδηγός Ράουλου

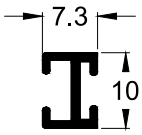

Code | Κωδικός	320-911
Weight | Βάρος	86 gr/m
Description	Adjustment profile
Περιγραφή	Προφίλ ευθυγράμμισης

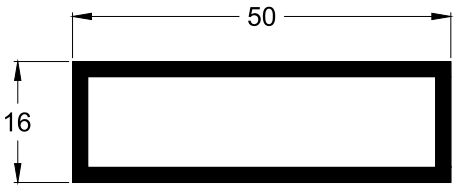

Code | Κωδικός	PAT59-222
Weight | Βάρος	667 gr/m
Description	Box profile
Περιγραφή	Καρέ

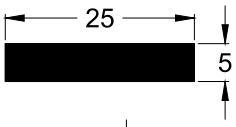

Code | Κωδικός	PAT39-418
Weight | Βάρος	338 gr/m
Description	T-Connector Profile
Περιγραφή	Προφιλ γωνίας σύνδεσης Τ

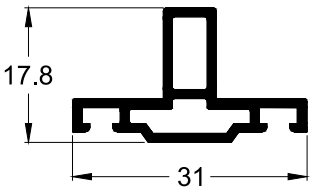

Code | Κωδικός	W85-902
Weight | Βάρος	309 gr/m
Description	Transom
Περιγραφή	Κατωκάσι

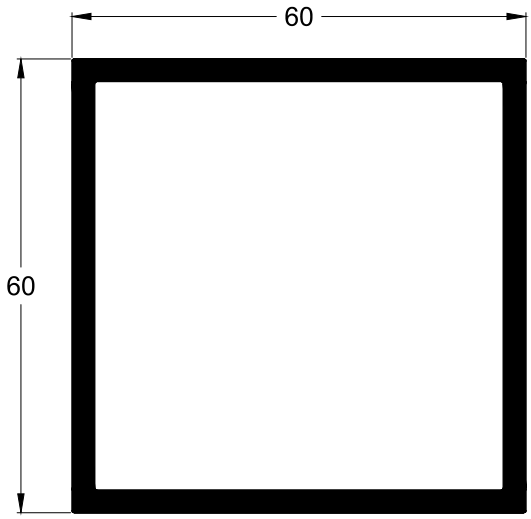

Code | Κωδικός	PAT29-383
Weight | Βάρος	1847 gr/m
Description	Corner Profile
Περιγραφή	Προφιλ γωνίας

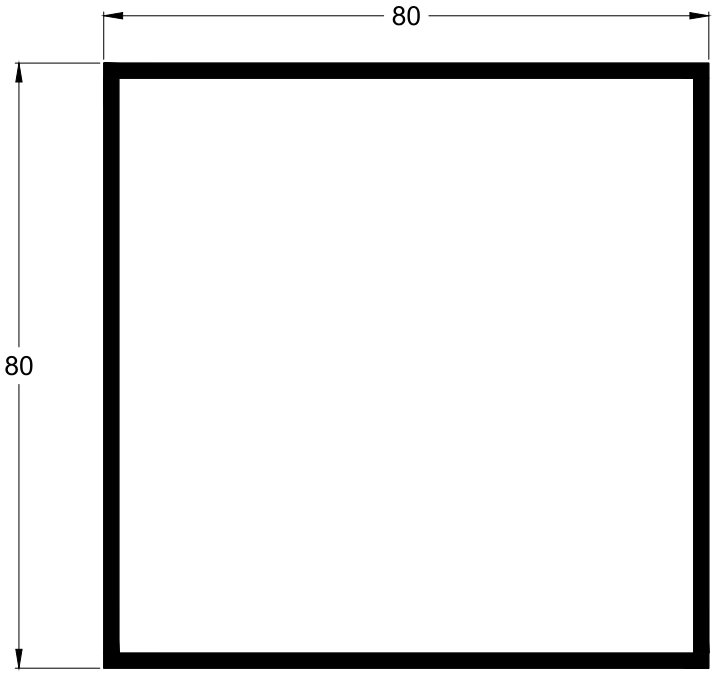

Code | Κωδικός	PAT29-228
Weight | Βάρος	1685 gr/m
Description	Corner Profile
Περιγραφή	Προφιλ γωνίας

ALUMINCO®

OS25

Typologies -
Τυπολογίες

CONFIGURATIONS SINGLE GLASS
ΤΥΠΟΛΟΓΙΕΣ ΚΑΤΑΣΚΕΥΩΝ ΜΕ ΜΟΝΟ ΤΖΑΜΙ

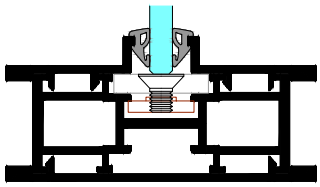

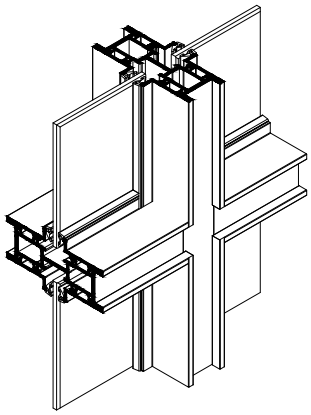

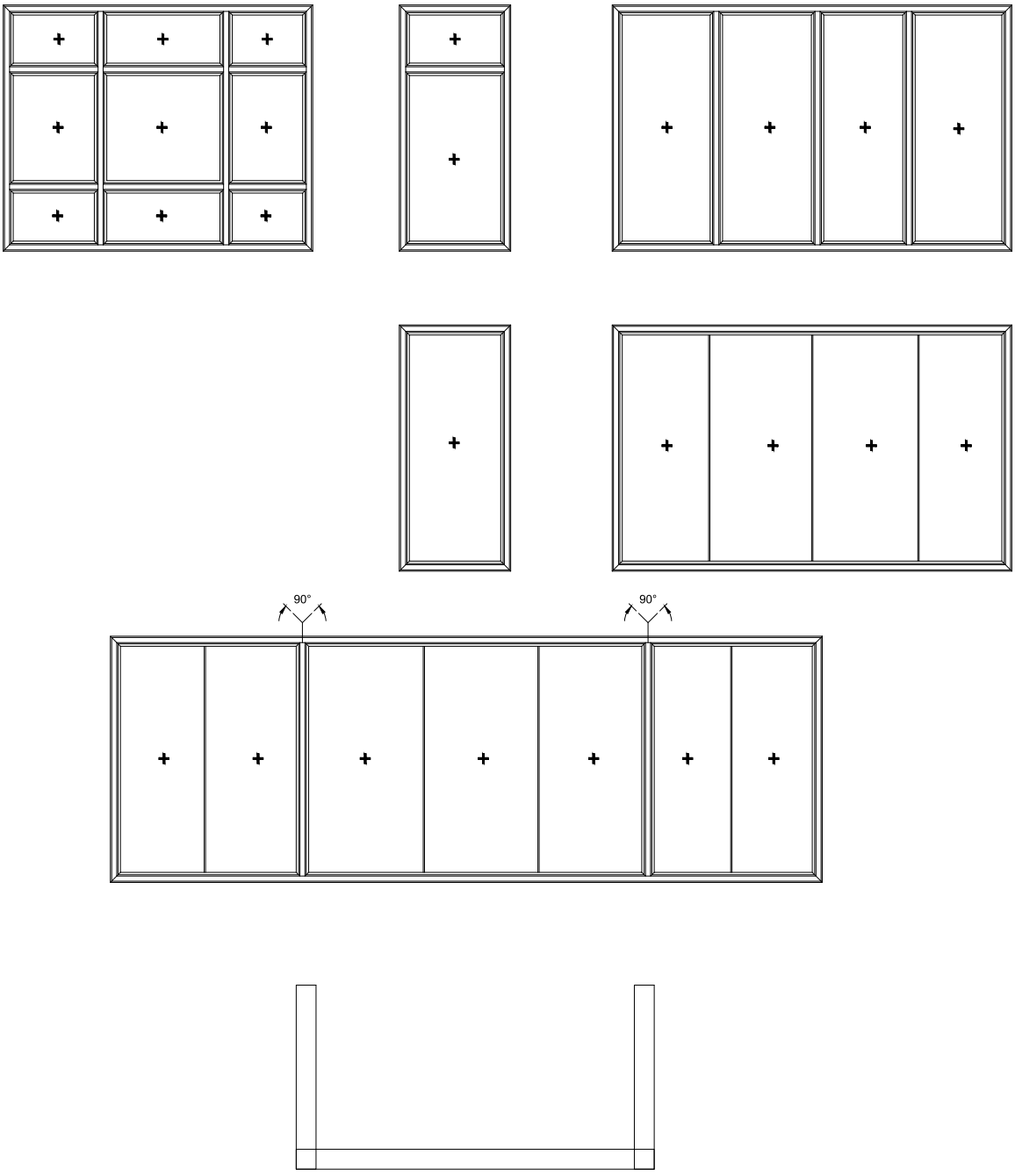

SINGLE GLASS CONFIGURATIONS OPENING
ΤΥΠΟΛΟΓΙΕΣ ΚΑΤΑΣΚΕΥΩΝ ΜΕ ΜΟΝΟ ΤΖΑΜΙ ΑΝΟΙΓΟΜΕΝΟ

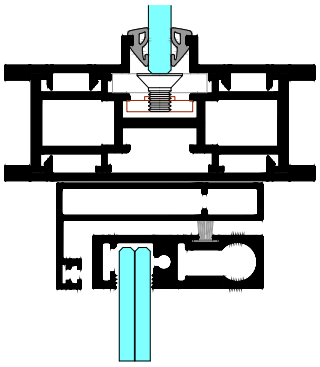

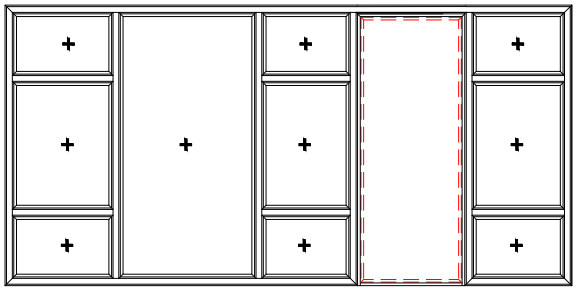

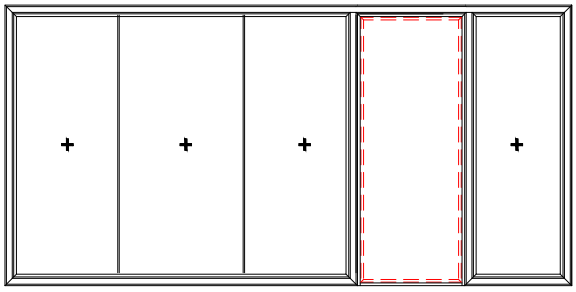

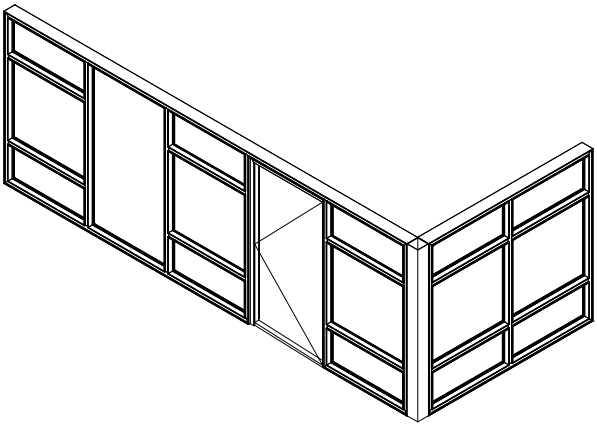

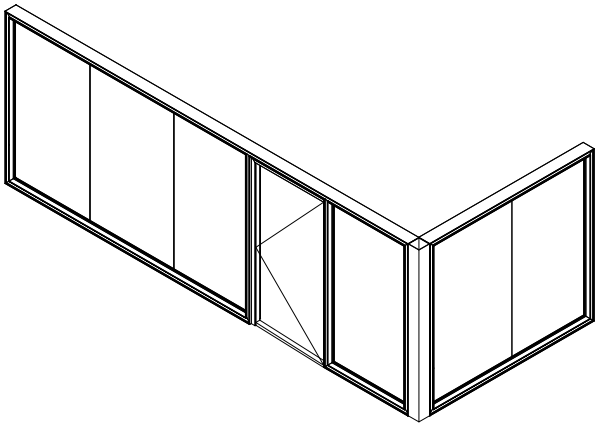

SINGLE GLASS CONFIGURATIONS SLIDING
ΤΥΠΟΛΟΓΙΕΣ ΚΑΤΑΣΚΕΥΩΝ ΜΕ ΜΟΝΟ ΤΖΑΜΙ ΣΥΡΟΜΕΝΟ

Sliding frame:

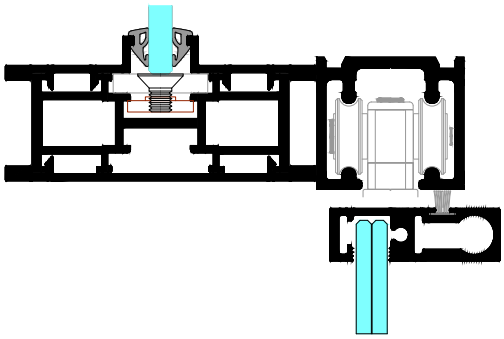

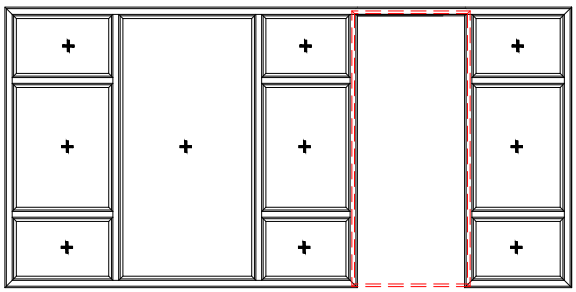

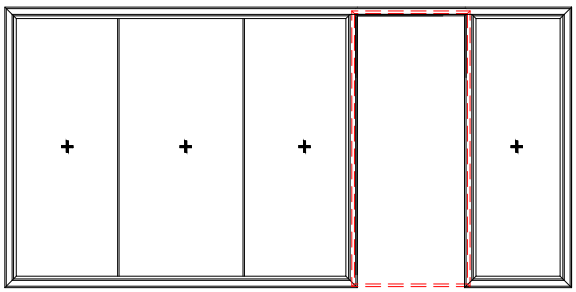

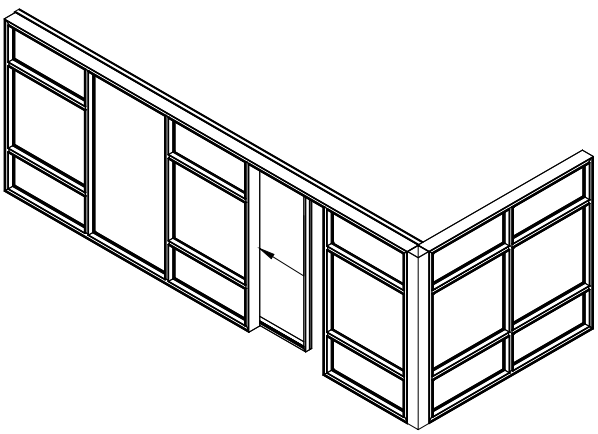

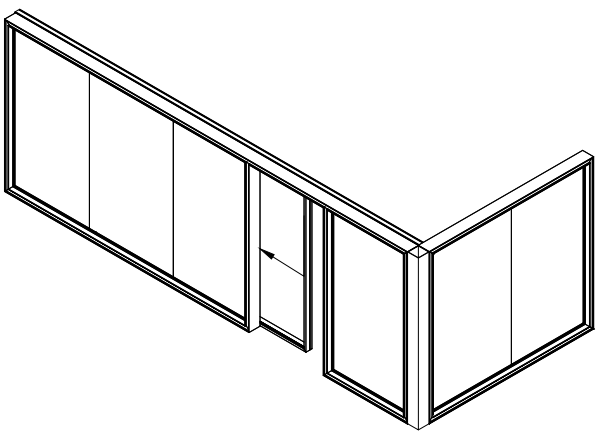

COVERED LINE CONFIGURATION
ΤΥΠΟΛΟΓΙΕΣ ΚΑΤΑΣΚΕΥΩΝ ΜΕ ΓΡΑΜΜΗ COVERED

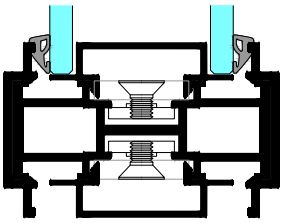

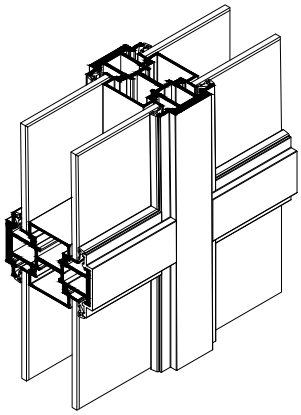

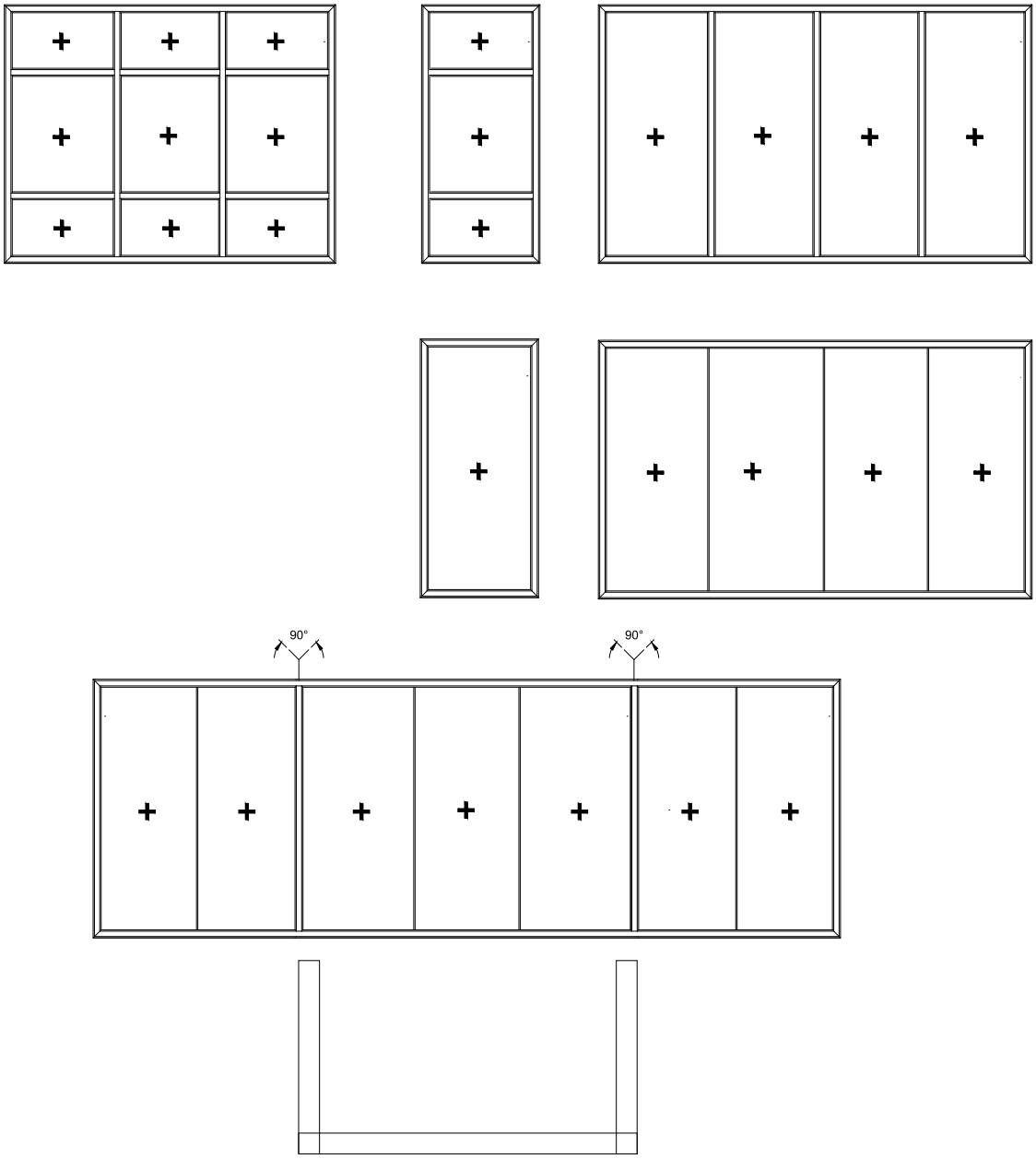

COVERED LINE CONFIGURATION WITH OPENING
ΤΥΠΟΛΟΓΙΕΣ ΚΑΤΑΣΚΕΥΩΝ ΜΕ ΓΡΑΜΜΗ COVERED ΜΕ ΑΝΟΙΓΟΜΕΝΟ

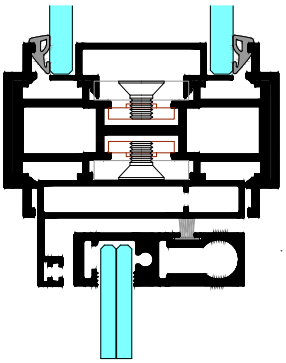

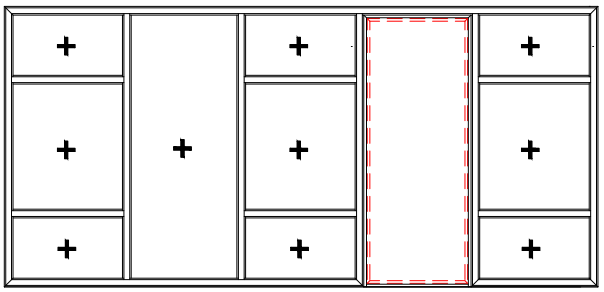

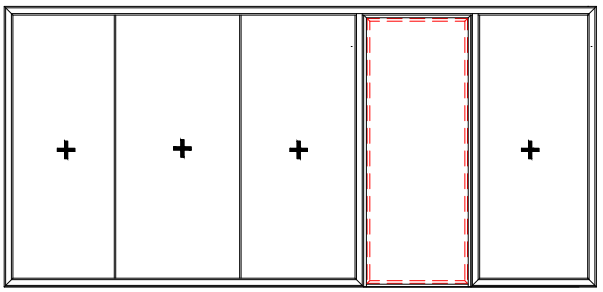

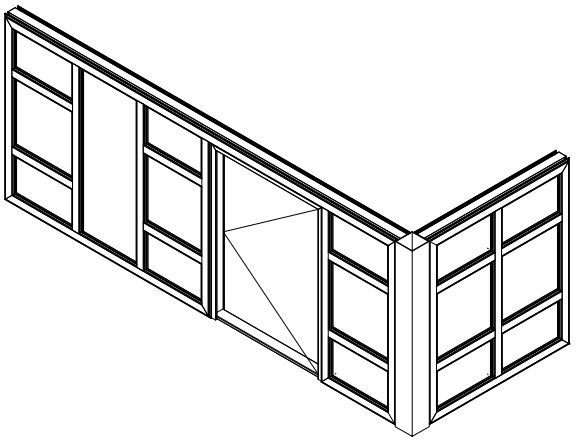

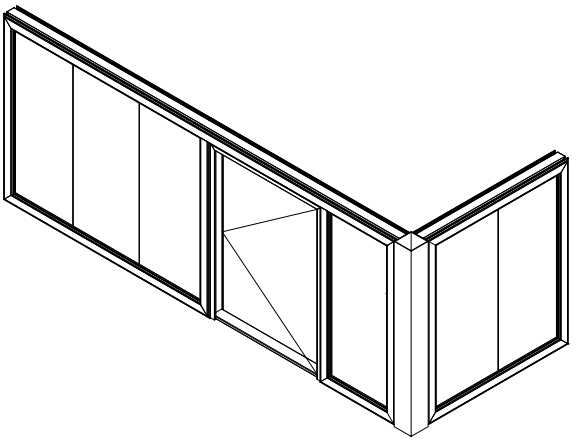

COVERED LINE CONFIGURATION WITH SLIDING
ΤΥΠΟΛΟΓΙΕΣ ΚΑΤΑΣΚΕΥΩΝ ΜΕ ΓΡΑΜΜΗ COVERED ΜΕ ΣΥΡΟΜΕΝΟ

Sliding frame:

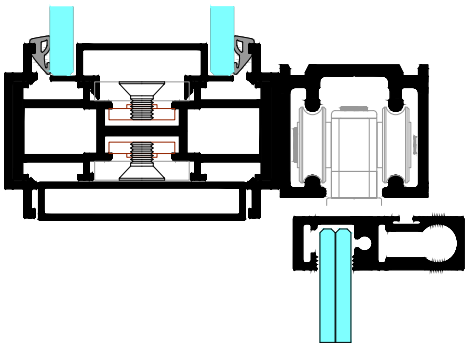

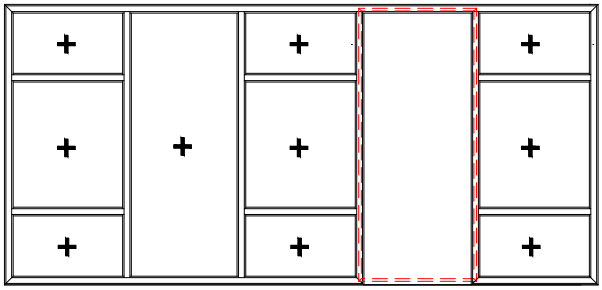

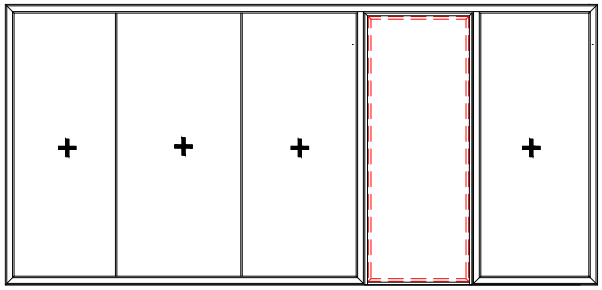

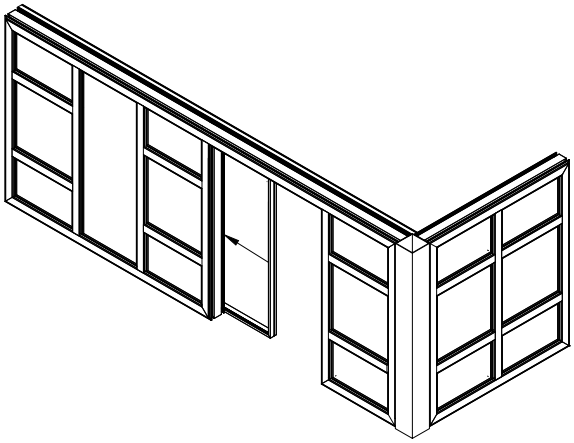

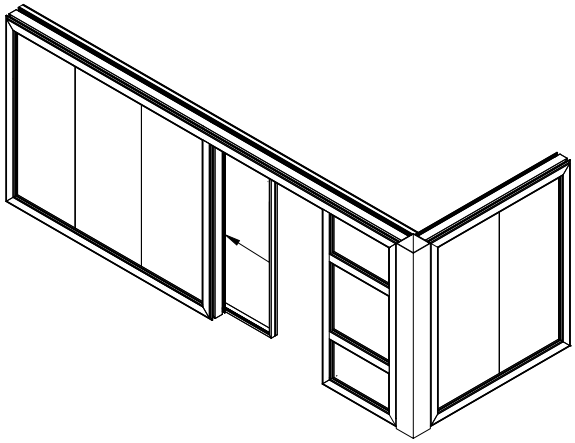

STRUCTURAL LINE CONFIGURATIONS
ΤΥΠΟΛΟΓΙΕΣ ΚΑΤΑΣΚΕΥΩΝ ΜΕ STRUCTURAL ΓΡΑΜΜΗ

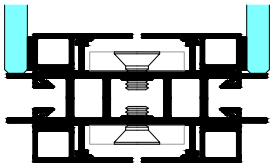

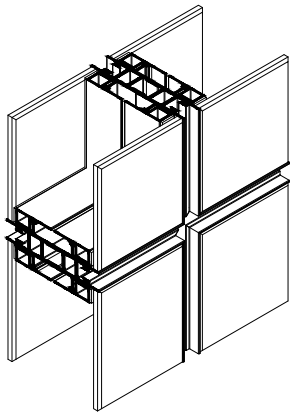

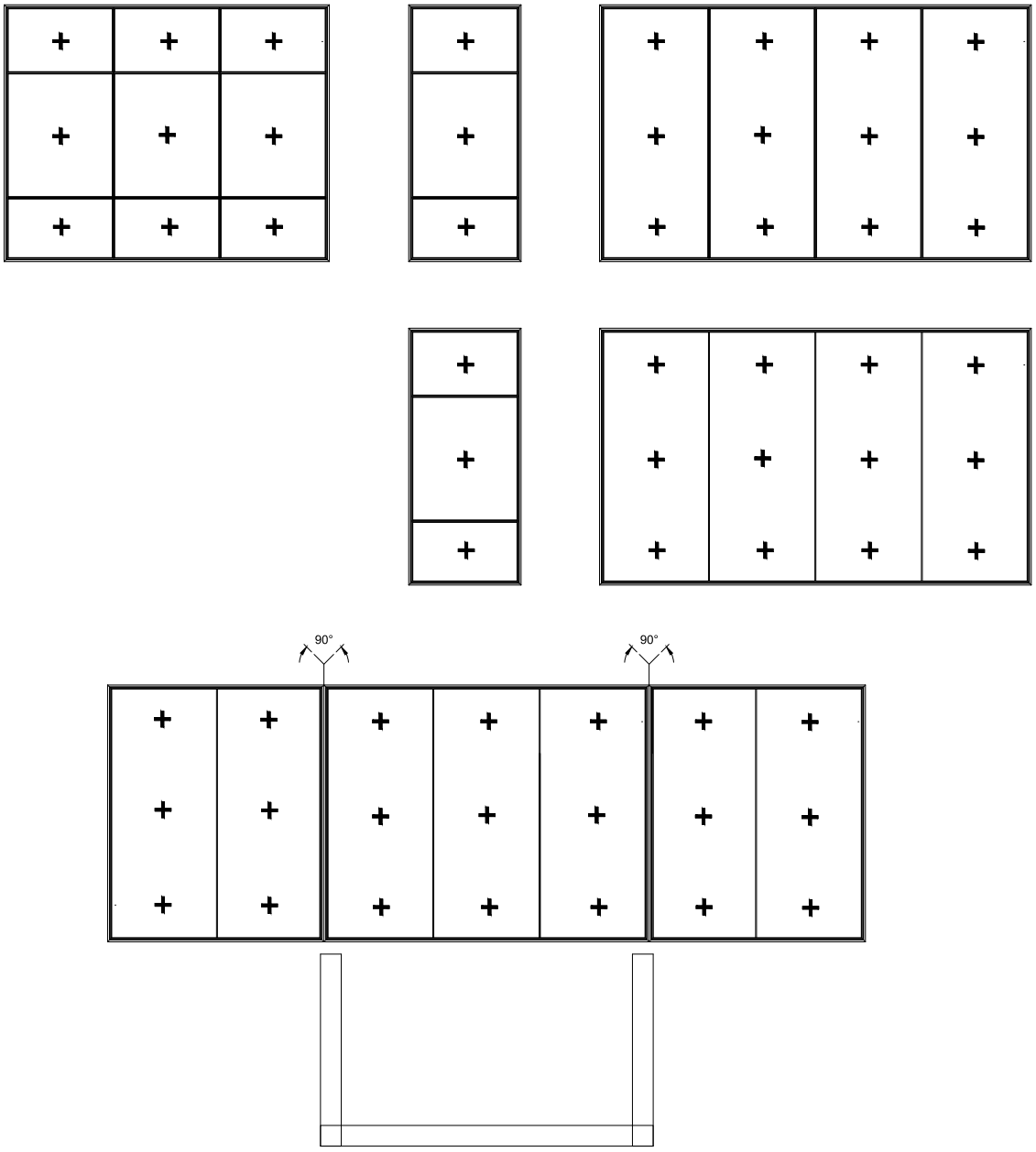

STRUCTURAL LINE CONFIGURATIONS OPENING
ΤΥΠΟΛΟΓΙΕΣ ΚΑΤΑΣΚΕΥΩΝ ΜΕ STRUCTURAL ΓΡΑΜΜΗ ΑΝΟΙΓΟΜΕΝΟ

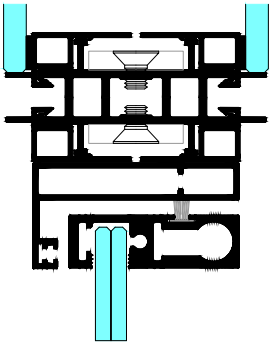

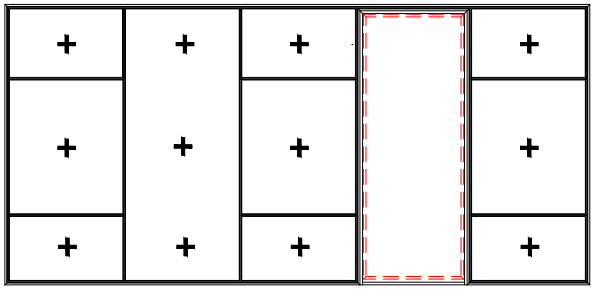

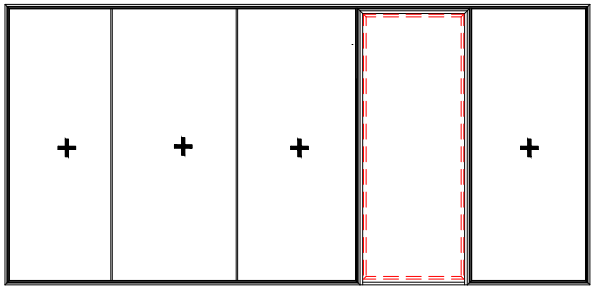

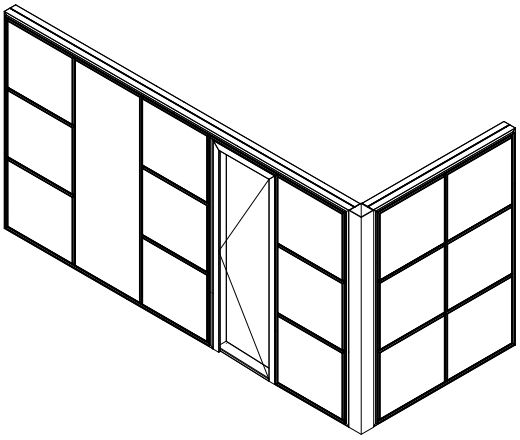

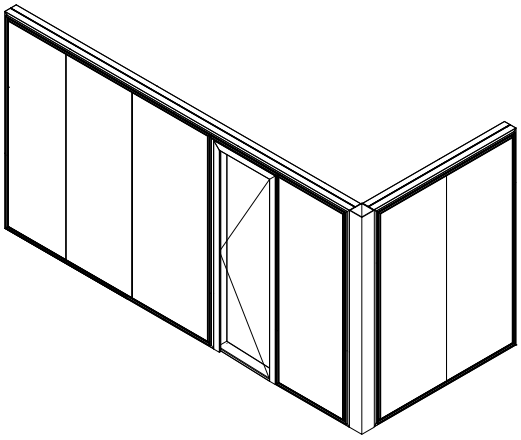

STRUCTURAL LINE CONFIGURATIONS SLIDING
ΤΥΠΟΛΟΓΙΕΣ ΚΑΤΑΣΚΕΥΩΝ ΜΕ STRUCTURAL ΓΡΑΜΜΗ ΣΥΡΟΜΕΝΟ

Sliding frame:

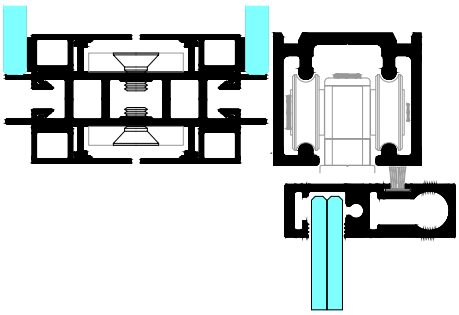

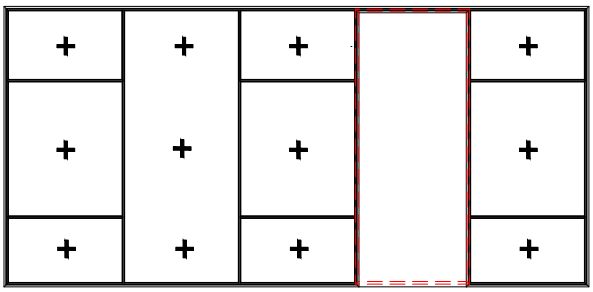

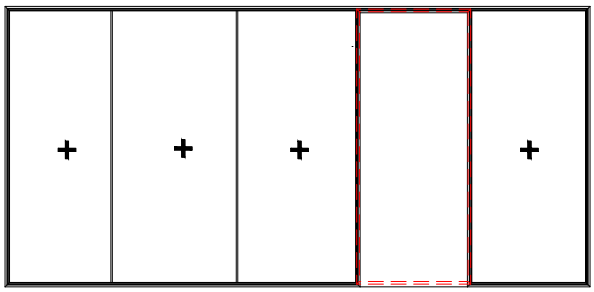

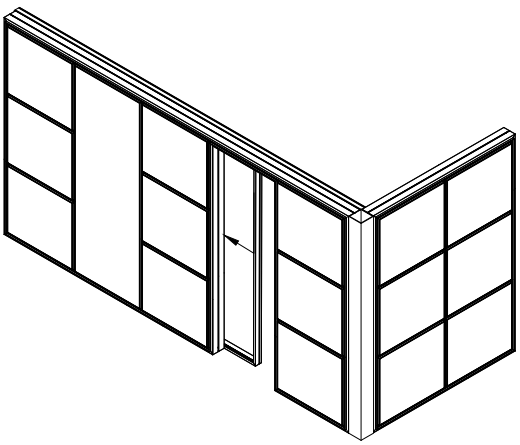

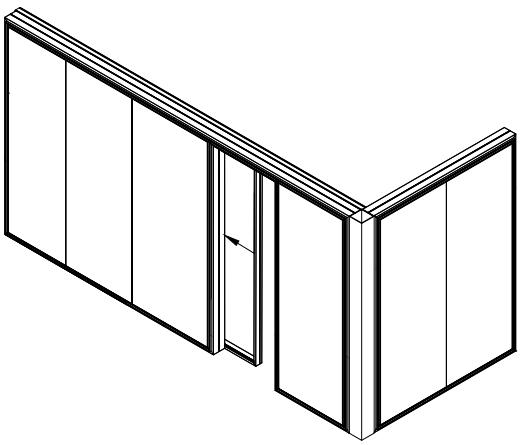

ALUMINCO®

OS25

Sections - Τομές

TRANSOM SECTION OF COVERED LINE
ΤΟΜΗ ΤΡΑΒΕΡΣΑΣ COVERED LINE

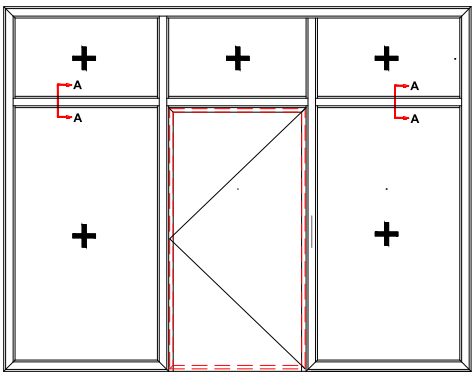

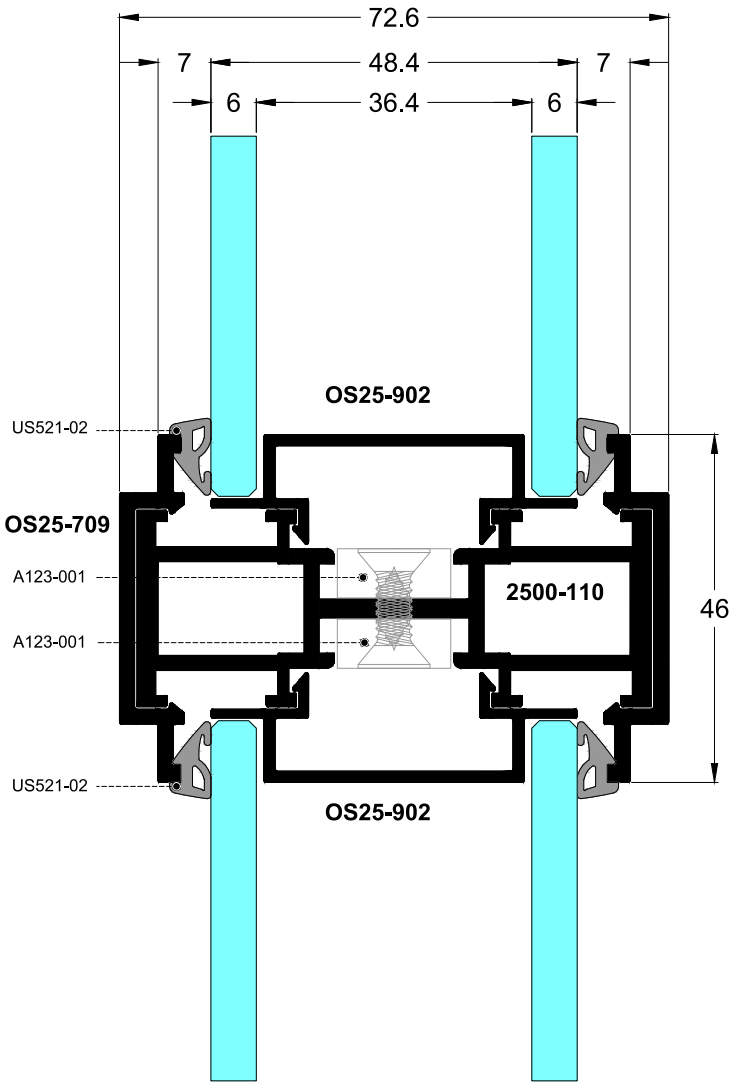

BOTTOM SECTION OF COVERED LINE
ΚΑΤΩ ΤΟΜΗ COVERED LINE

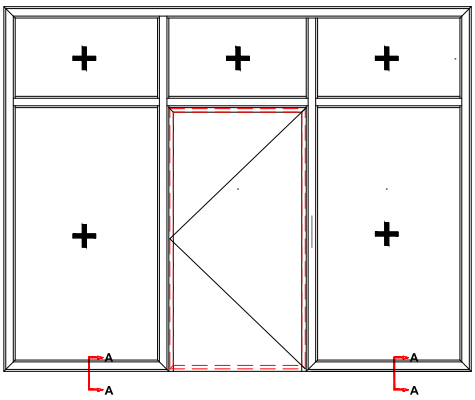

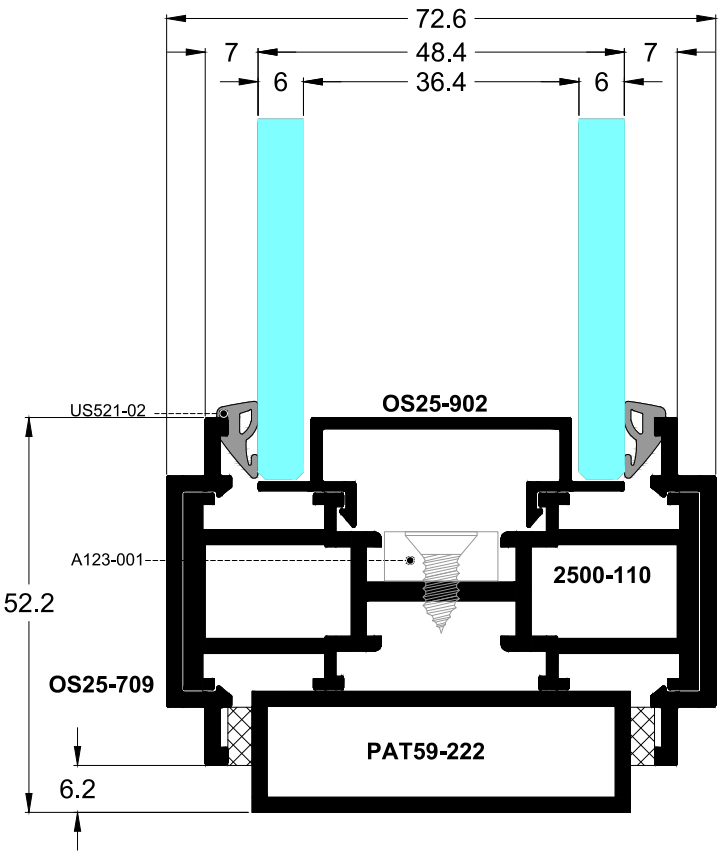

MULLION SECTION OF COVERED LINE
ΤΟΜΗ ΚΟΛΩΝΑΣ COVERED LINE

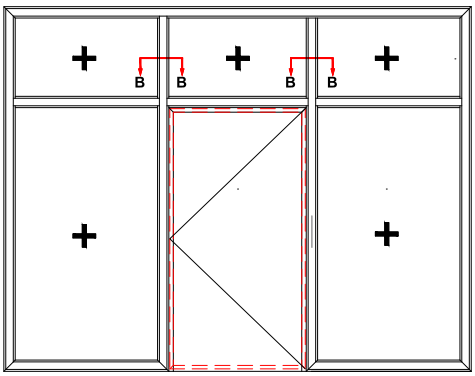

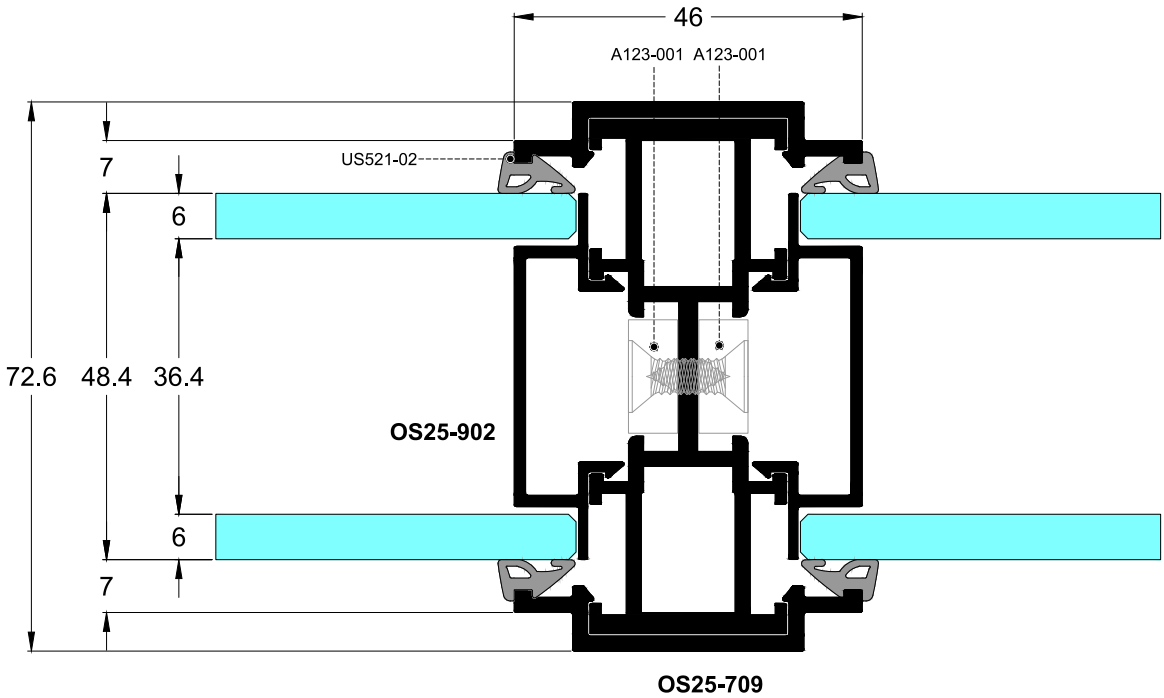

SIDE SECTION OF COVERED LINE
ΠΛΑΓΙΑ ΤΟΜΗ COVERED LINE

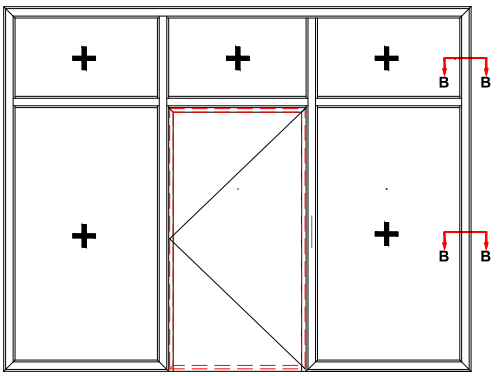

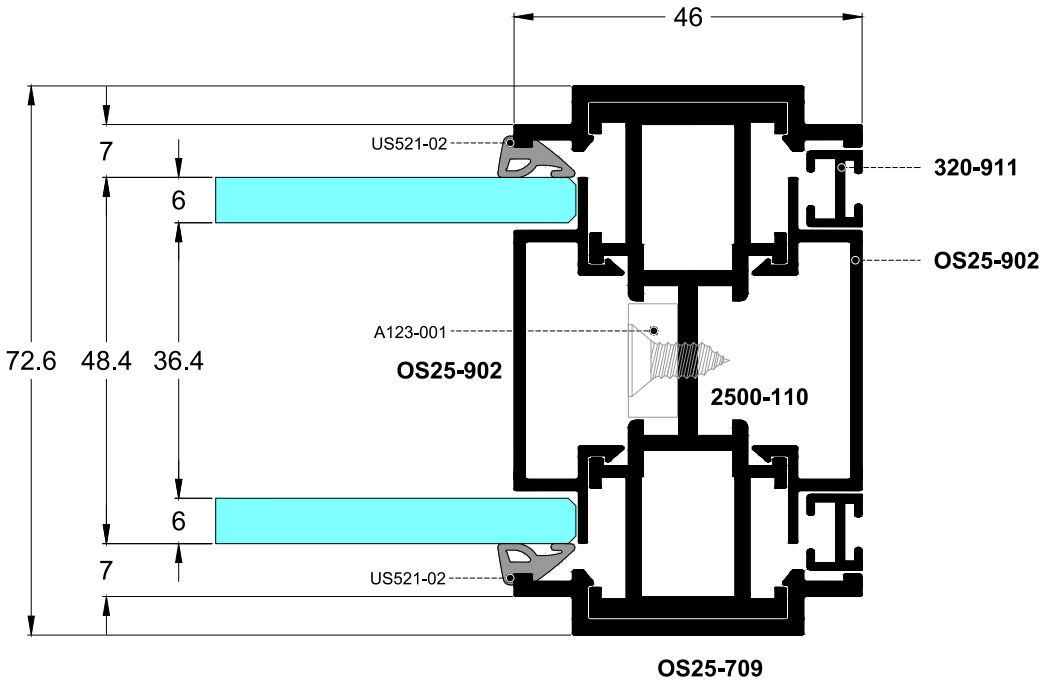

SIDE SECTION OF COVERED LINE
ΠΛΑΓΙΑ ΤΟΜΗ COVERED LINE

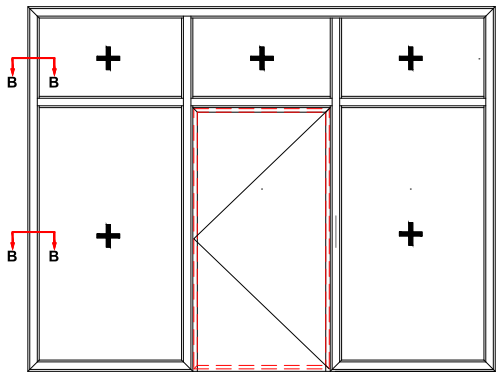

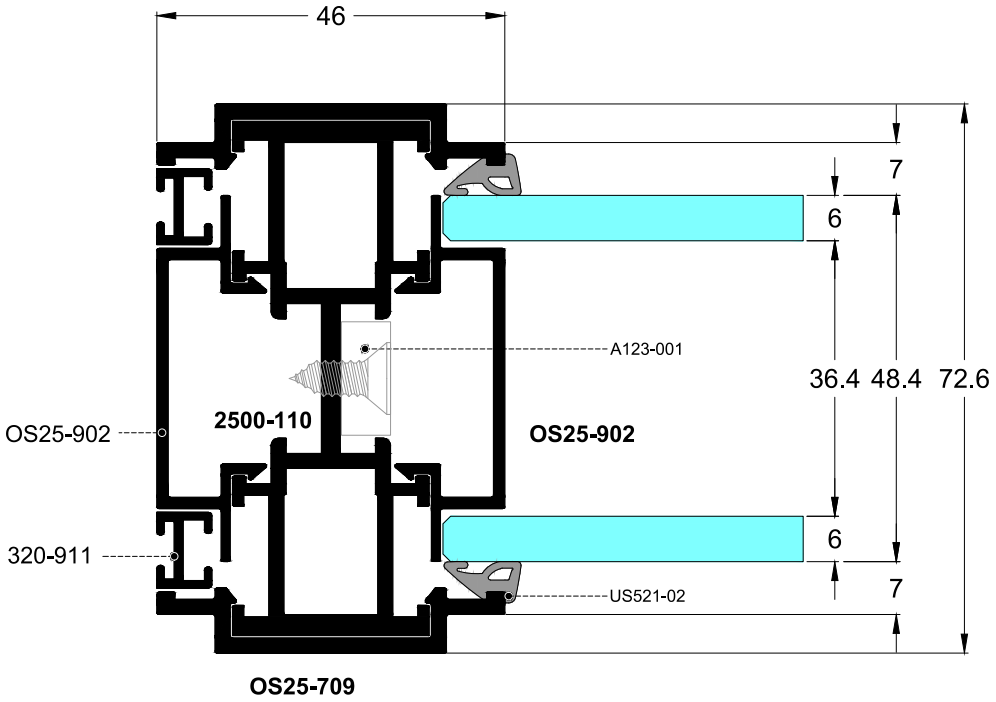

ALUMINCO

DOOR SECTION
ΤΟΜΗ ΠΟΡΤΑΣ

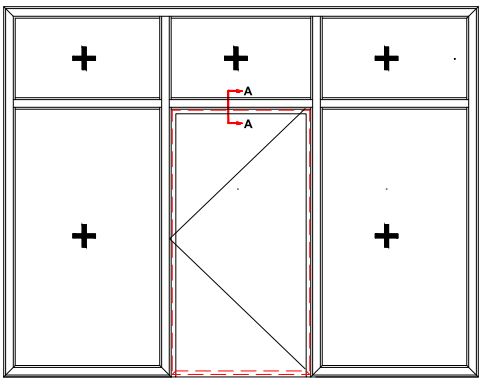

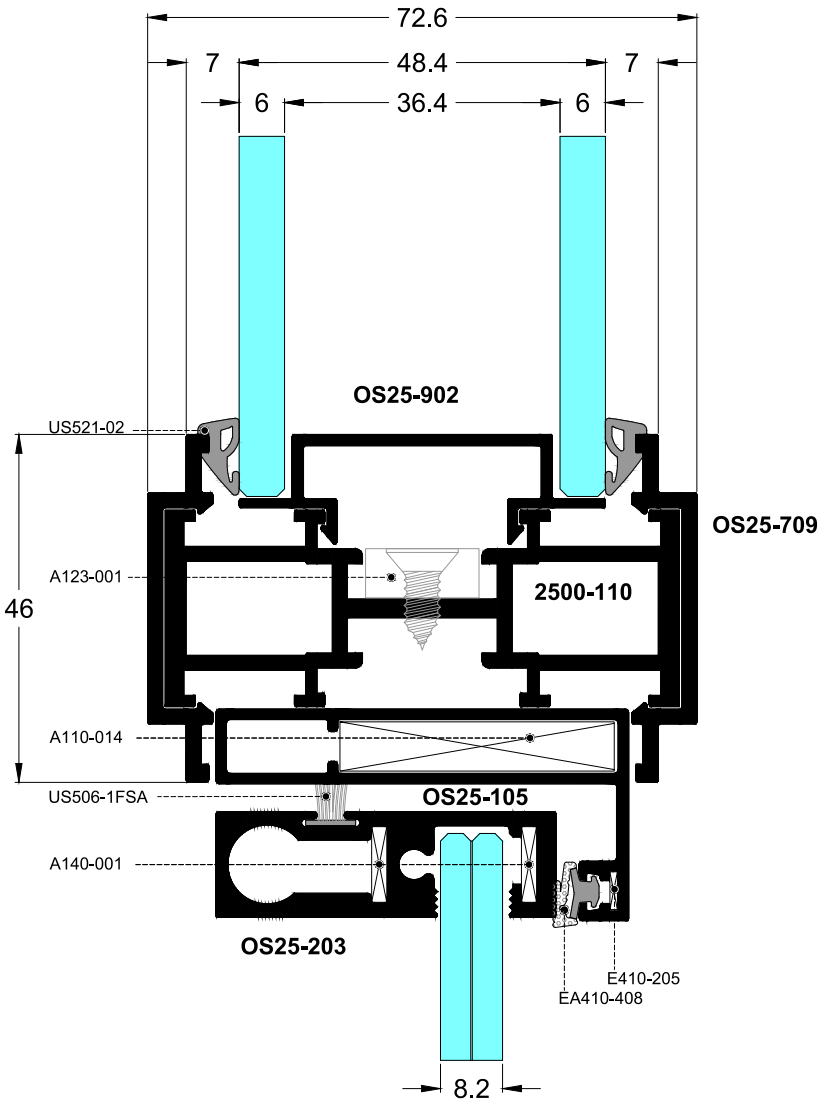

DOOR SECTION
ΤΟΜΗ ΠΟΡΤΑΣ

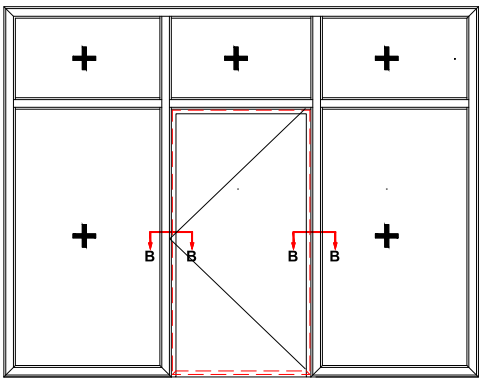

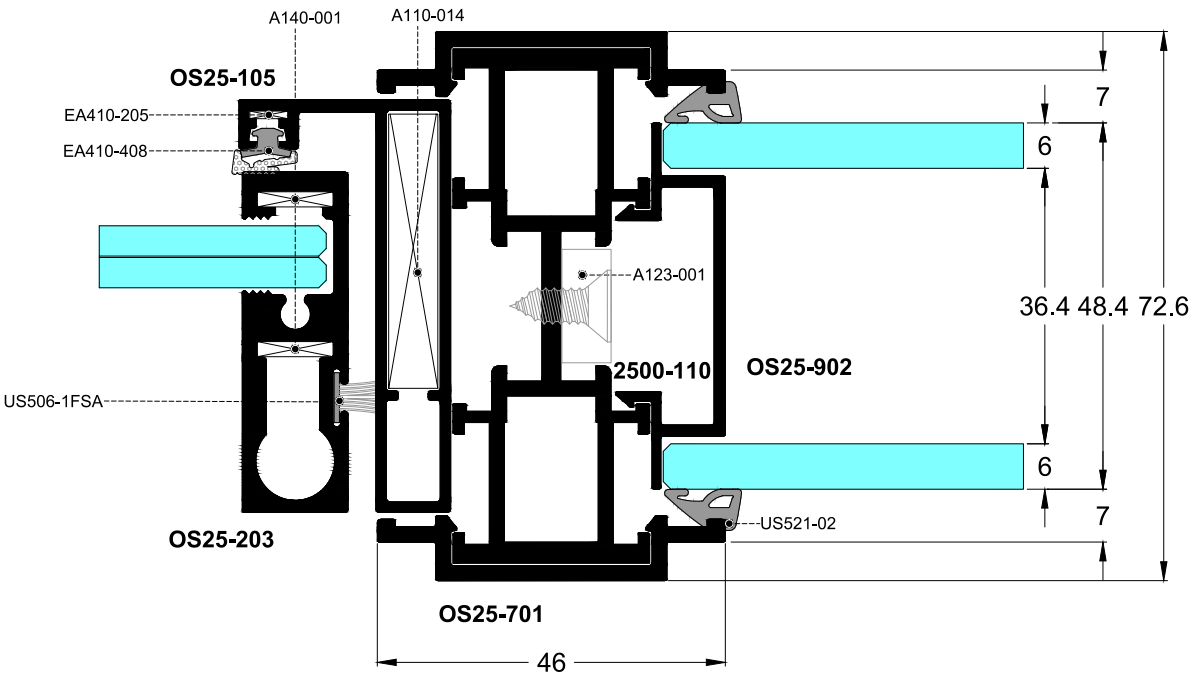

ALUMINCO

SECTION OF SLIDING DOOR
ΤΟΜΗ ΣΥΡΟΜΕΝΗΣ ΠΟΡΤΑΣ

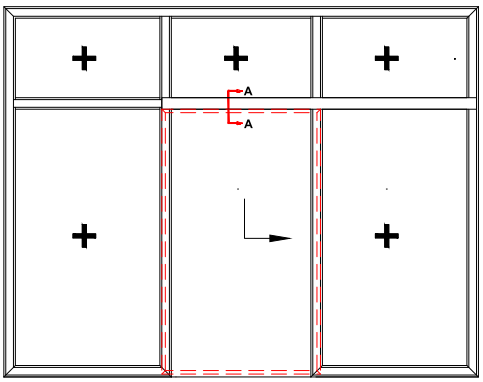

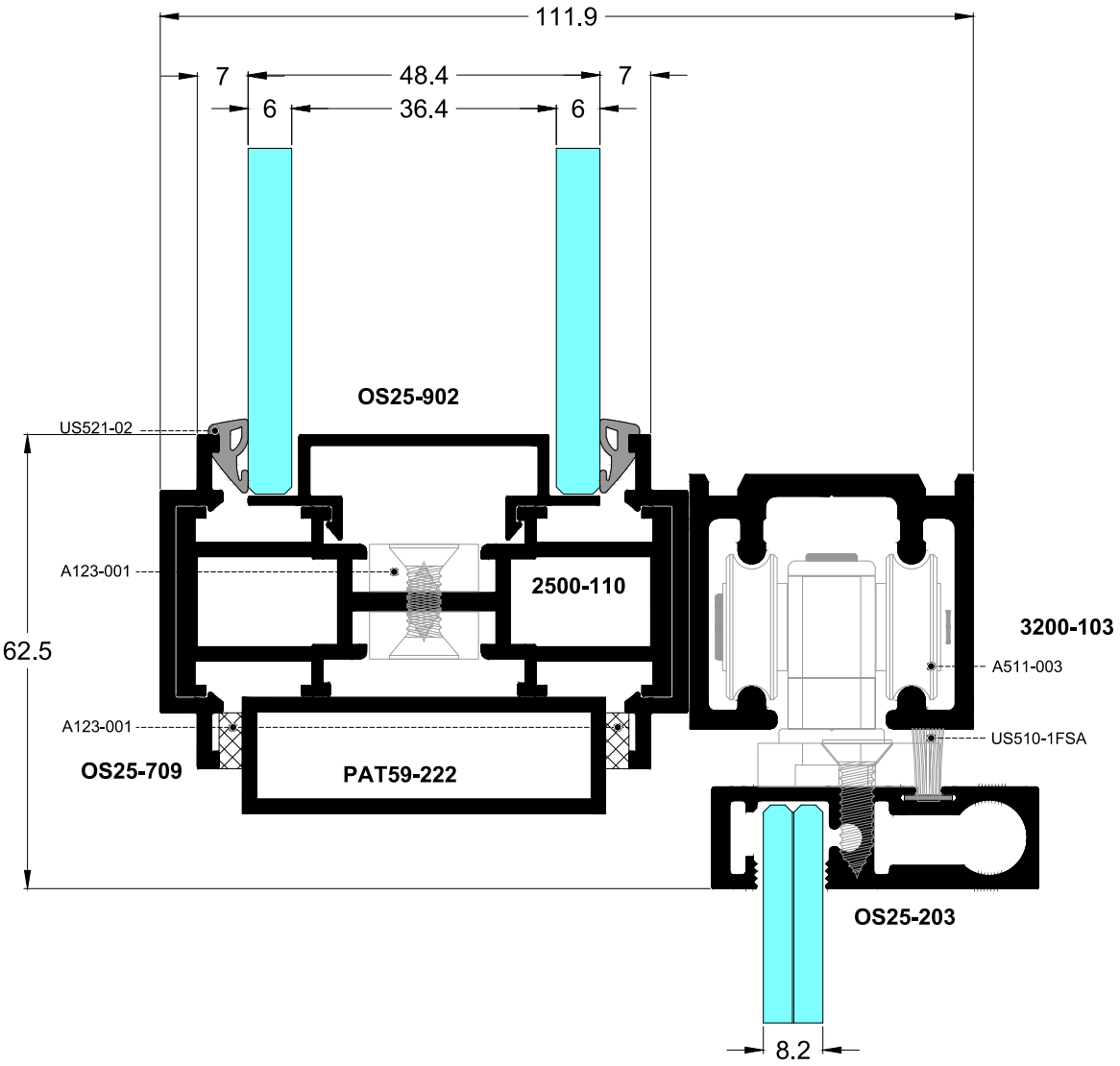

CORNER SECTION
ΓΩΝΙΑΚΗ ΤΟΜΗ

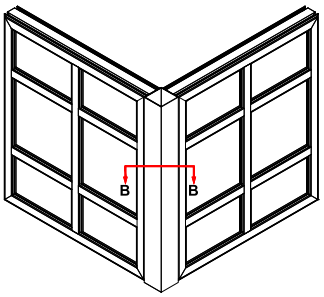

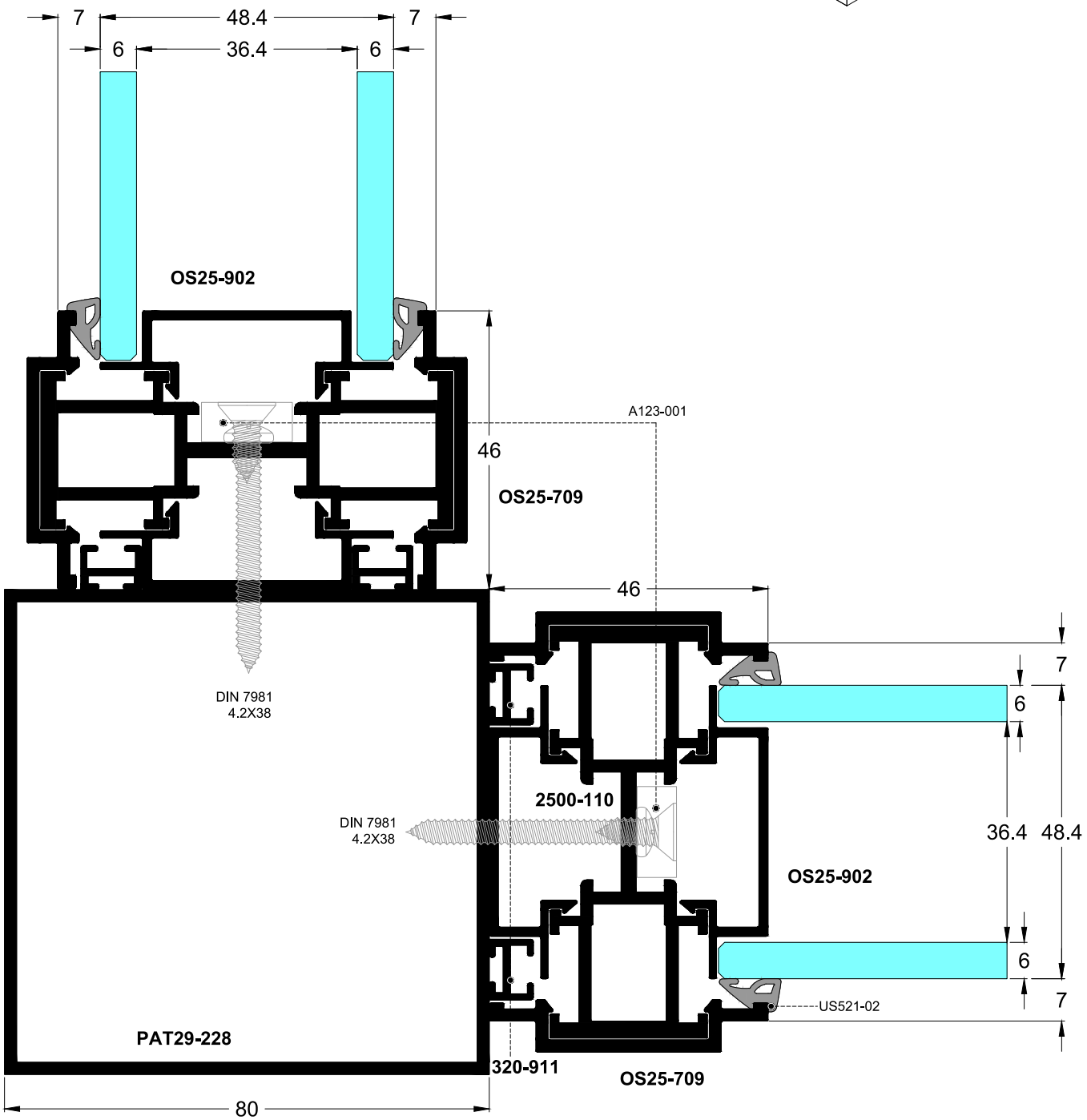

ALUMINCO

T-SECTION
ΤΟΜΗ Τ

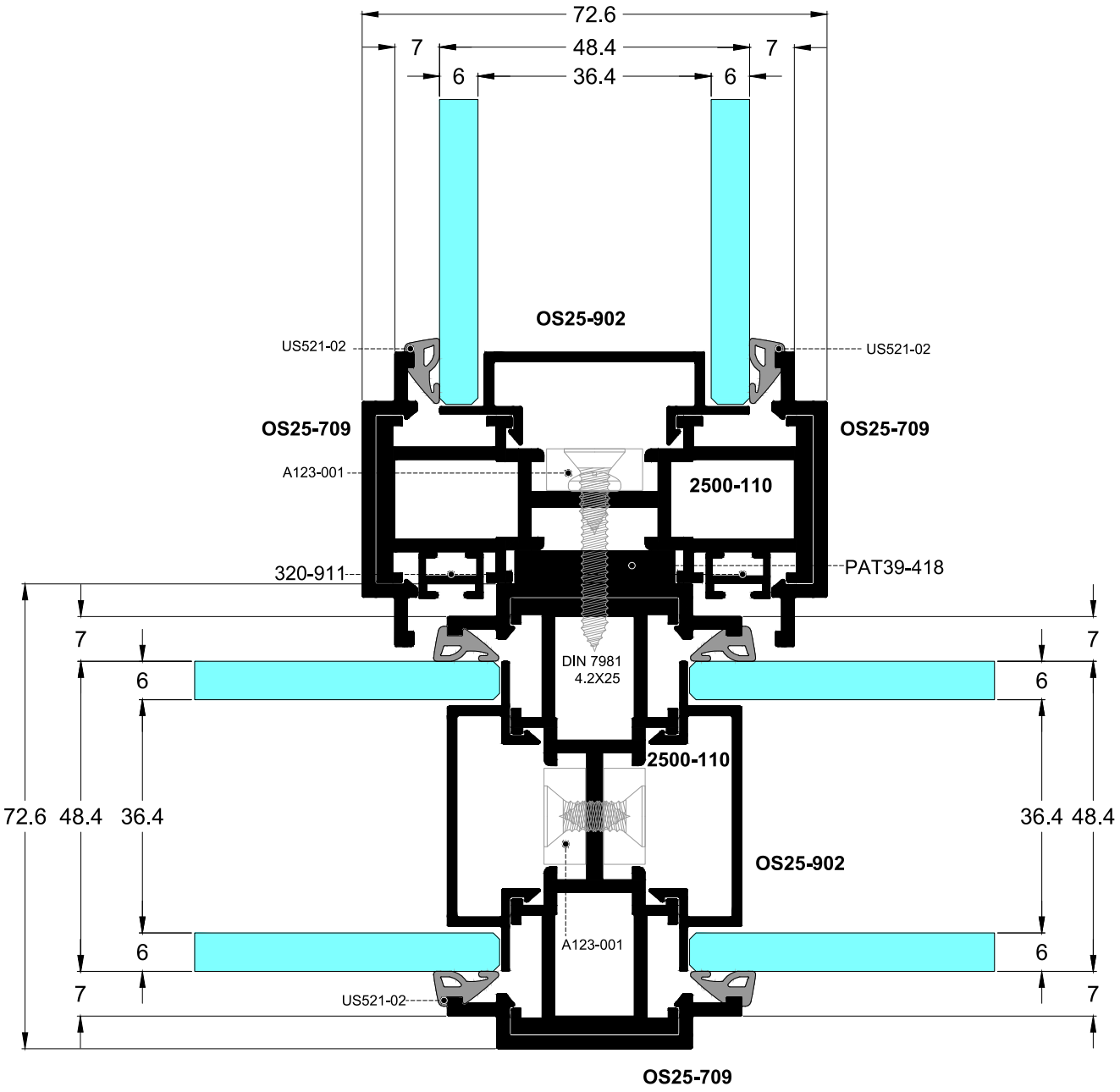

TRANSOM SECTION OF STRUCTURAL LINE
ΤΟΜΗ ΤΡΑΒΕΡΣΑΣ STRUCTURAL LINE

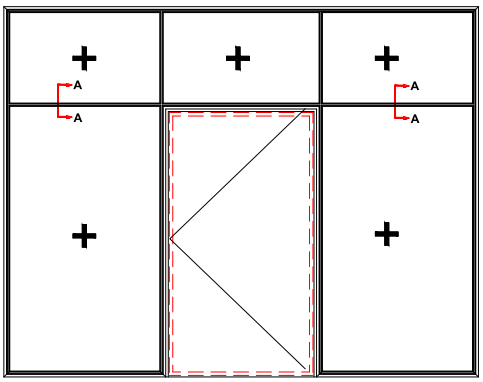

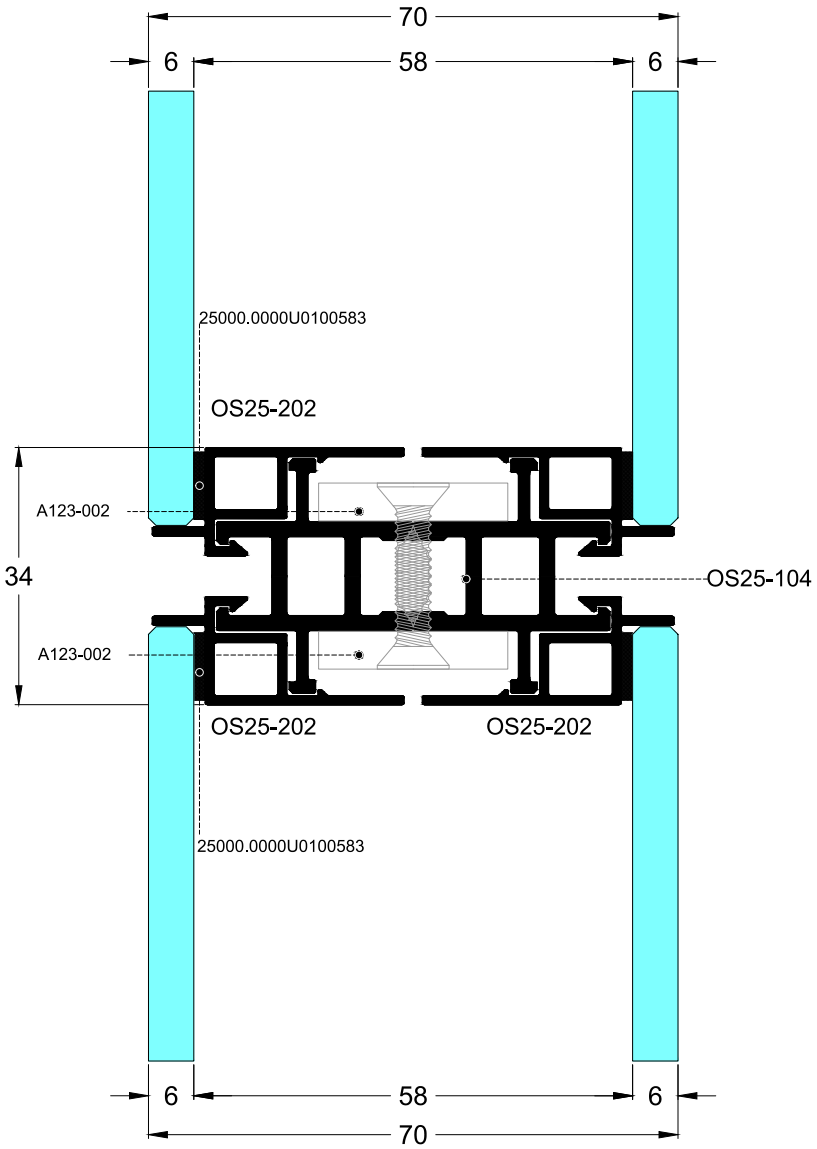

BOTTOM SECTION OF STRUCTURAL LINE
ΚΑΤΩ ΤΟΜΗ STRUCTURAL LINE

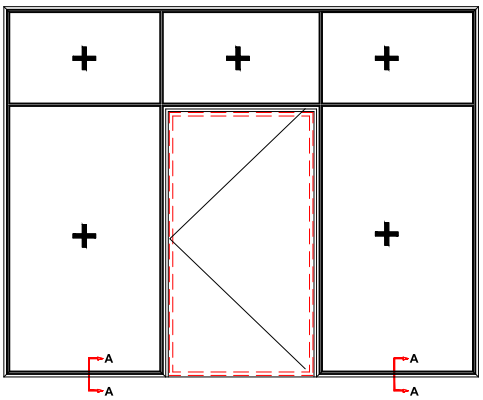

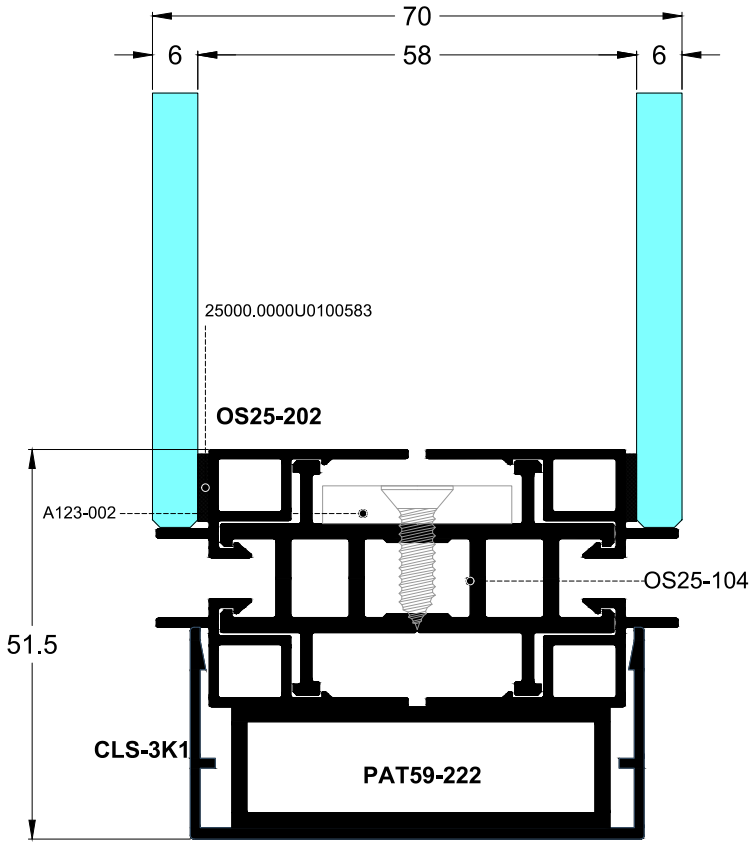

UPPER SECTION OF STRUCTURAL LINE
ΠΑΝΩ ΤΟΜΗ STRUCTURAL LINE

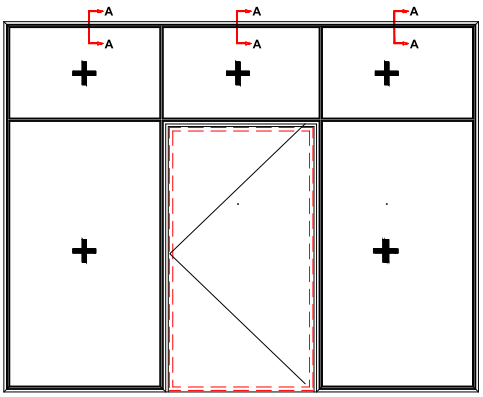

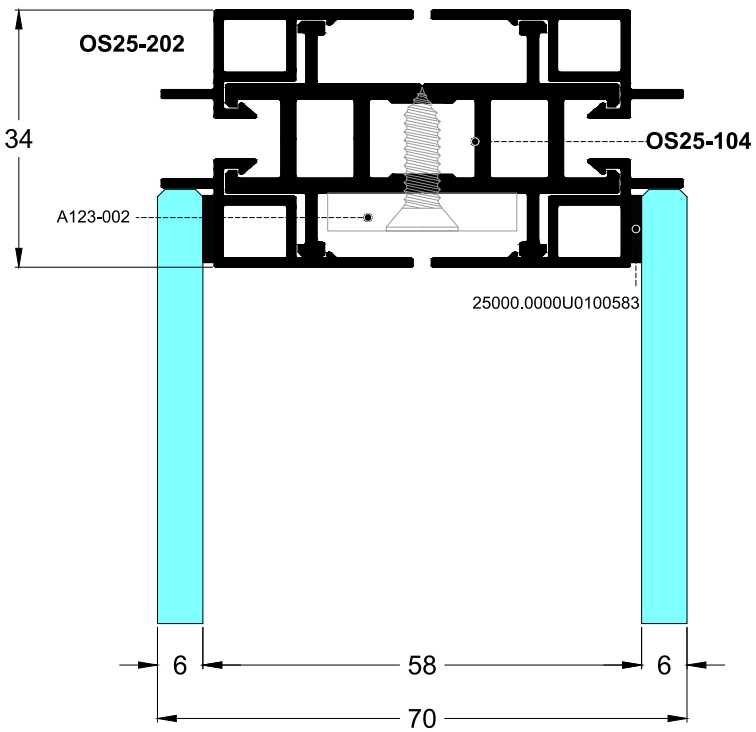

SIDE SECTION OF STRUCTURAL LINE
ΠΛΑΓΙΑ ΤΟΜΗ STRUCTURAL LINE

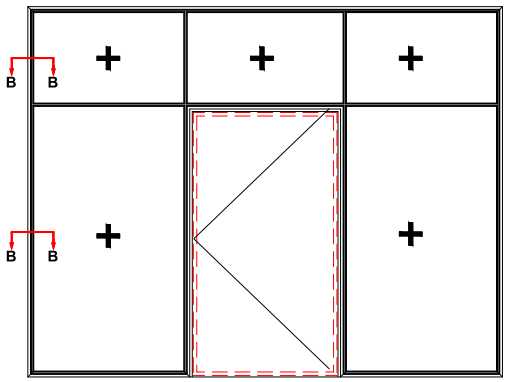

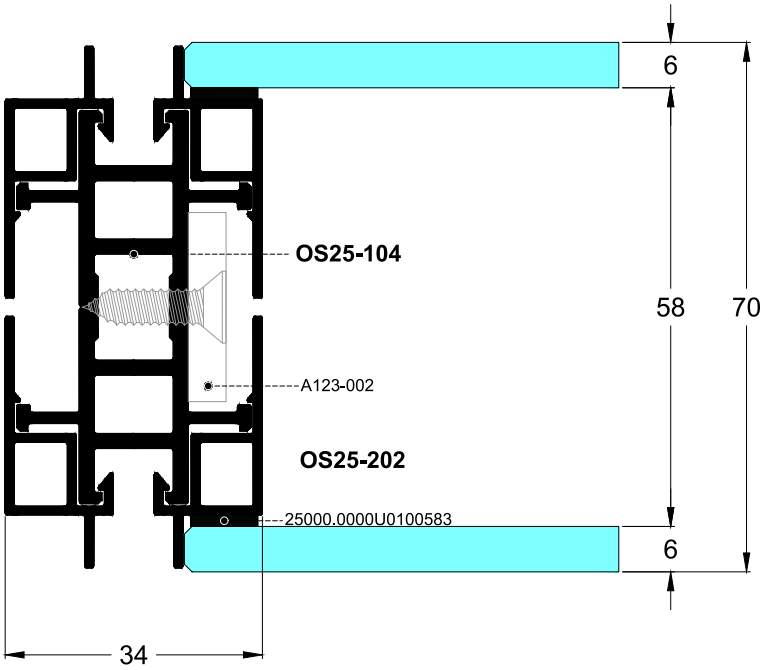

SIDE SECTION OF STRUCTURAL LINE
ΠΛΑΓΙΑ ΤΟΜΗ STRUCTURAL LINE

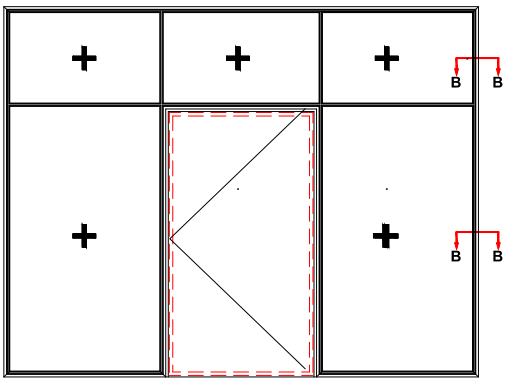

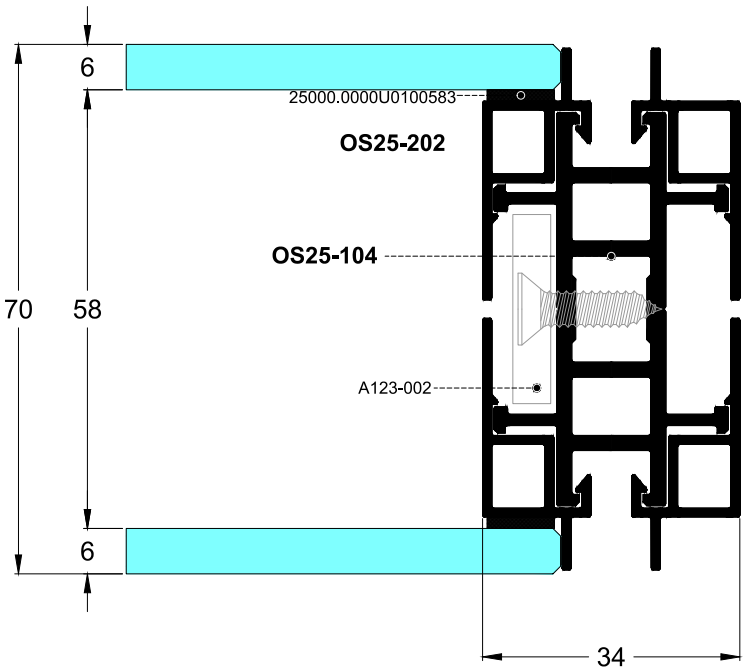

MULLION SECTION OF STRUCTURAL LINE
ΤΟΜΗ ΚΟΛΩΝΑΣ STRUCTURAL LINE

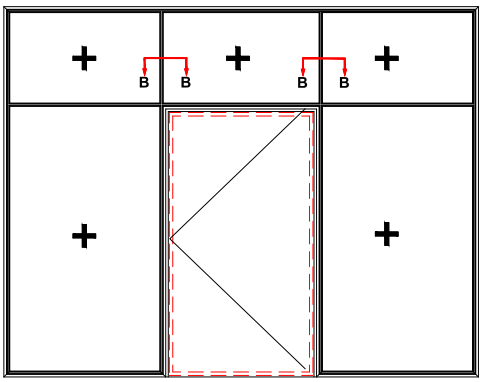

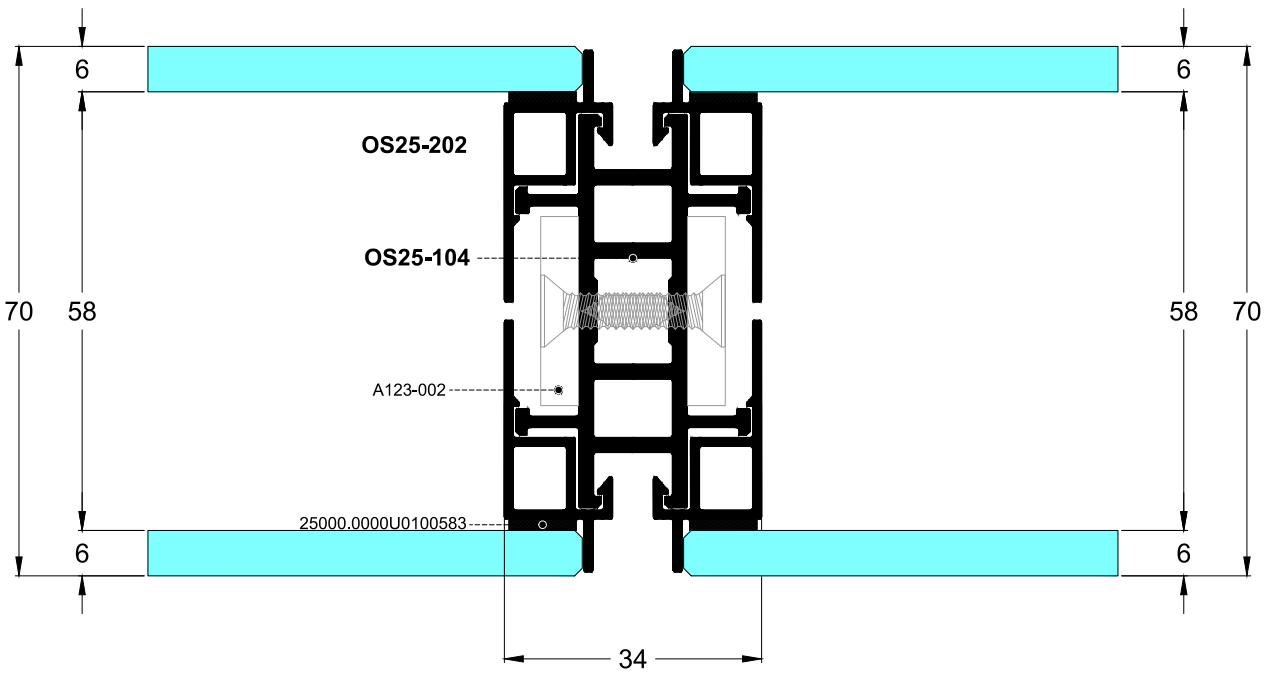

DOOR SECTIONS
ΤΟΜΕΣ ΠΟΡΤΑΣ

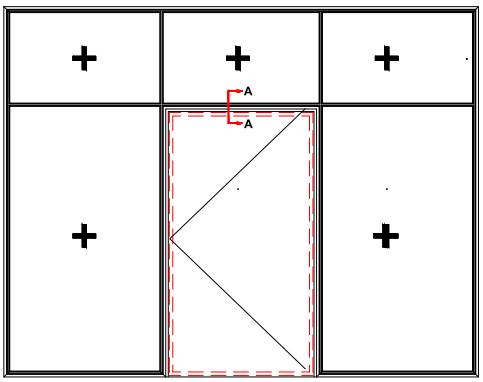

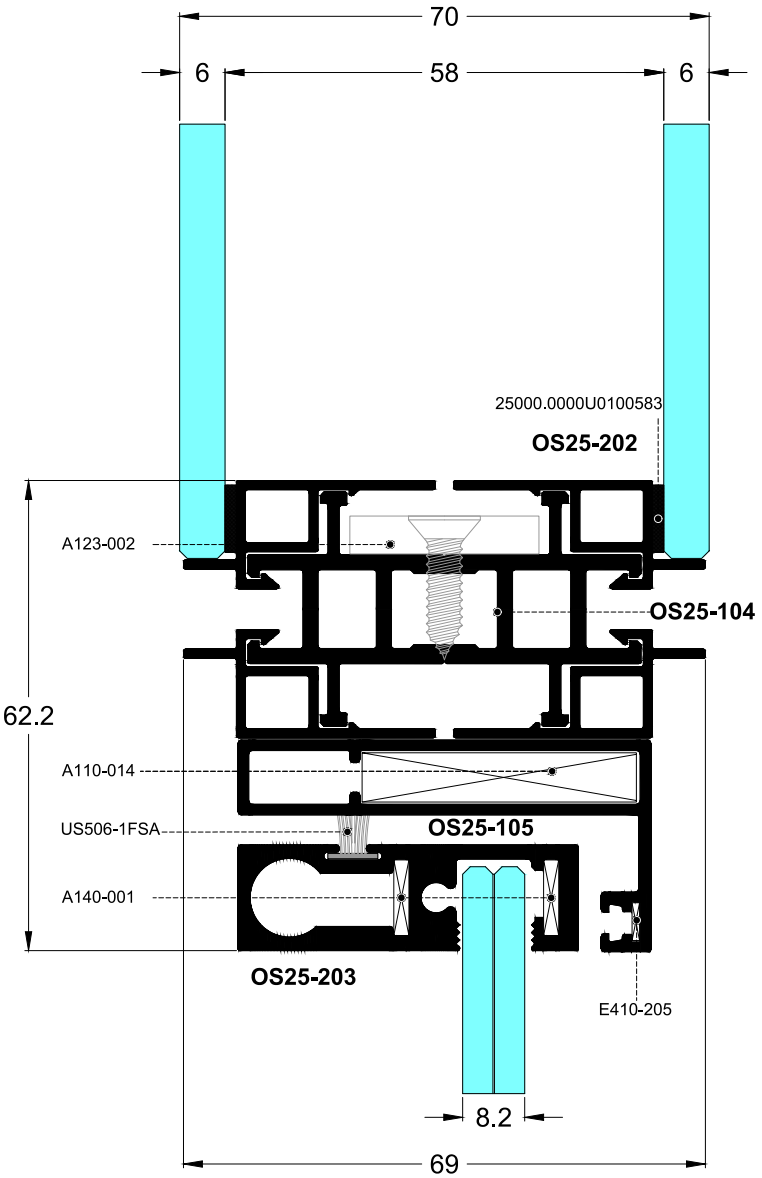

ALUMINCO

DOOR SECTIONS
ΤΟΜΕΣ ΠΟΡΤΑΣ

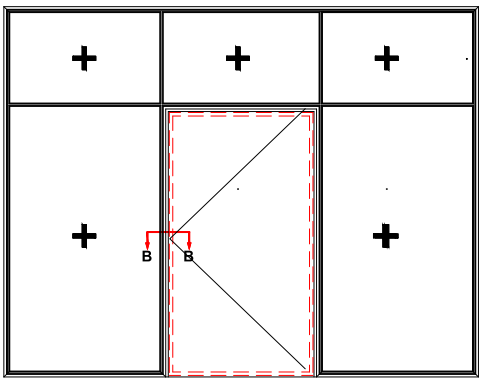

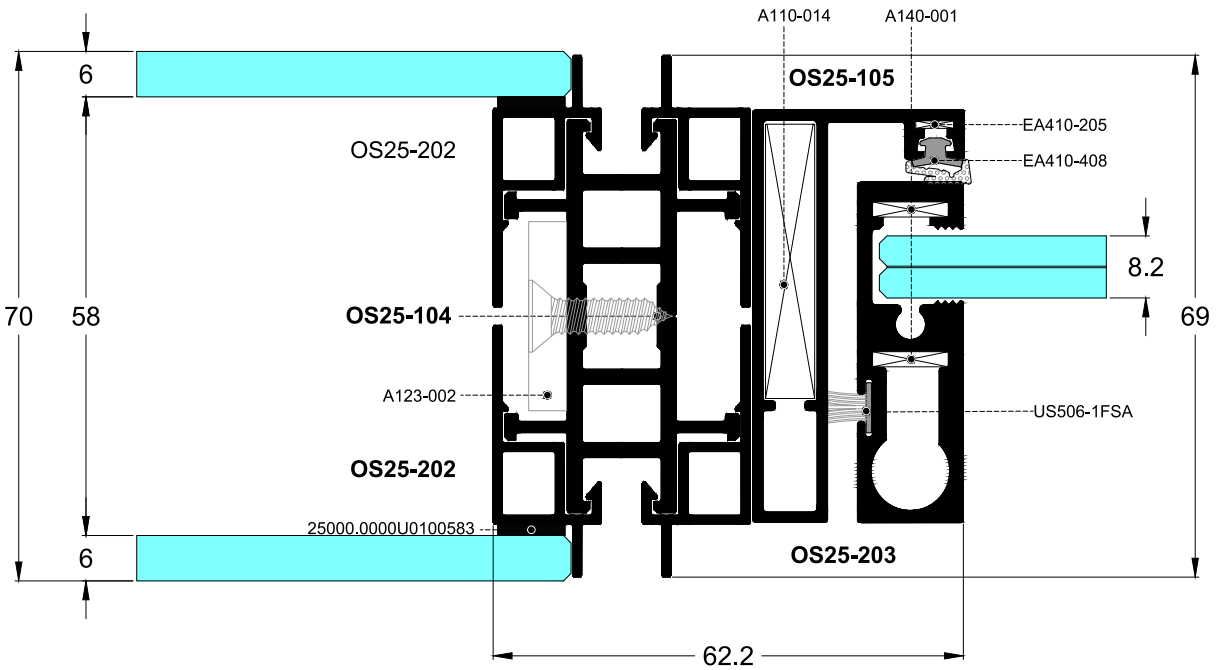

SECTION OF SLIDING DOOR
ΤΟΜΗ ΣΥΡΟΜΕΝΗΣ ΠΟΡΤΑΣ

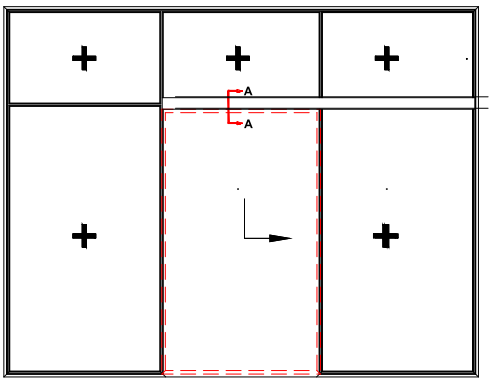

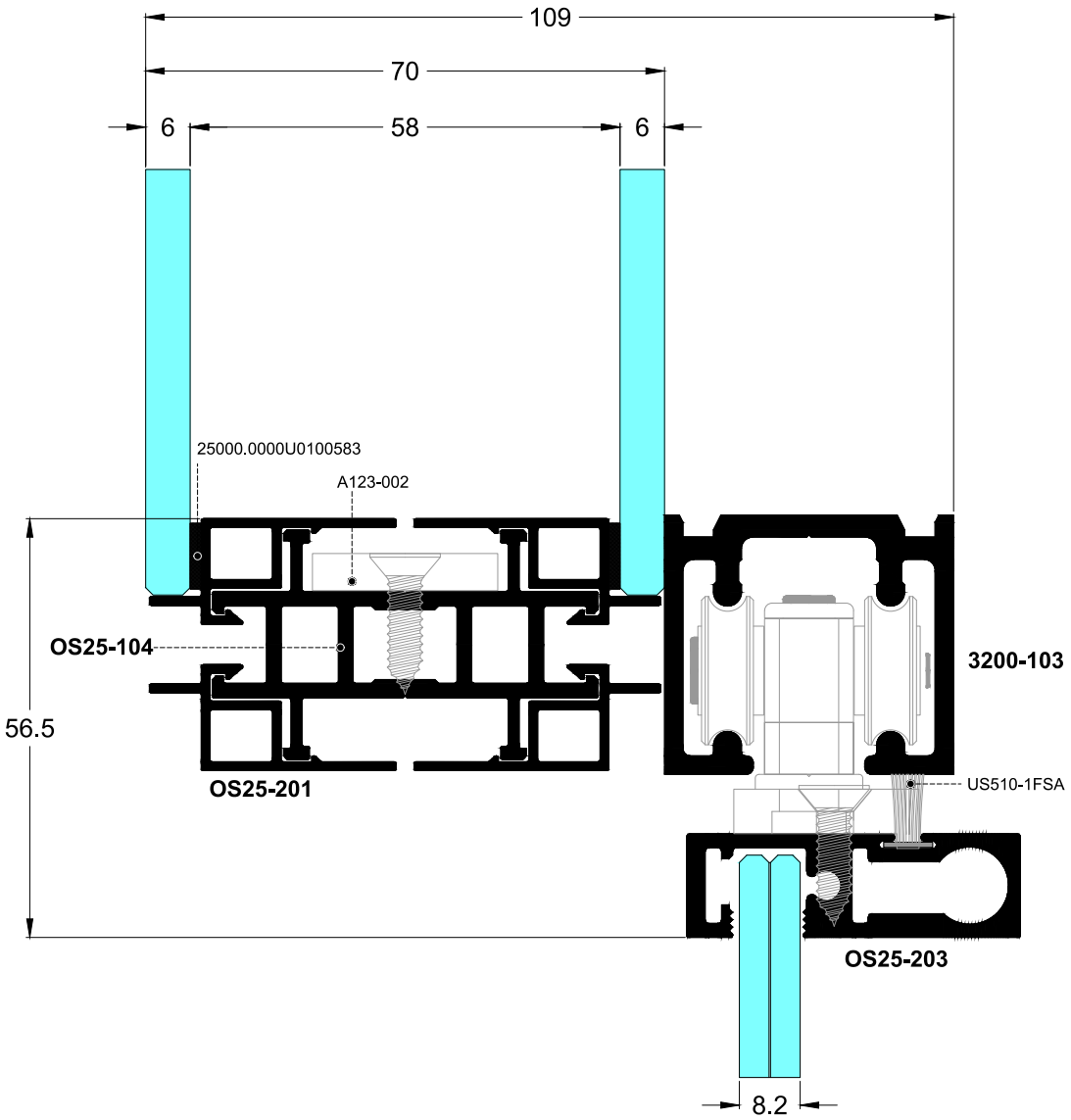

ALUMINCO

CORNER SECTION
ΓΩΝΙΑΚΗ ΤΟΜΗ

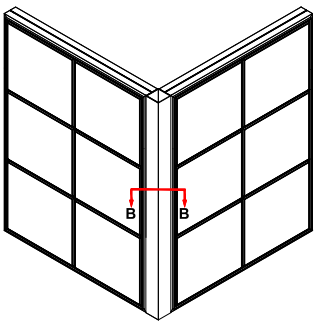

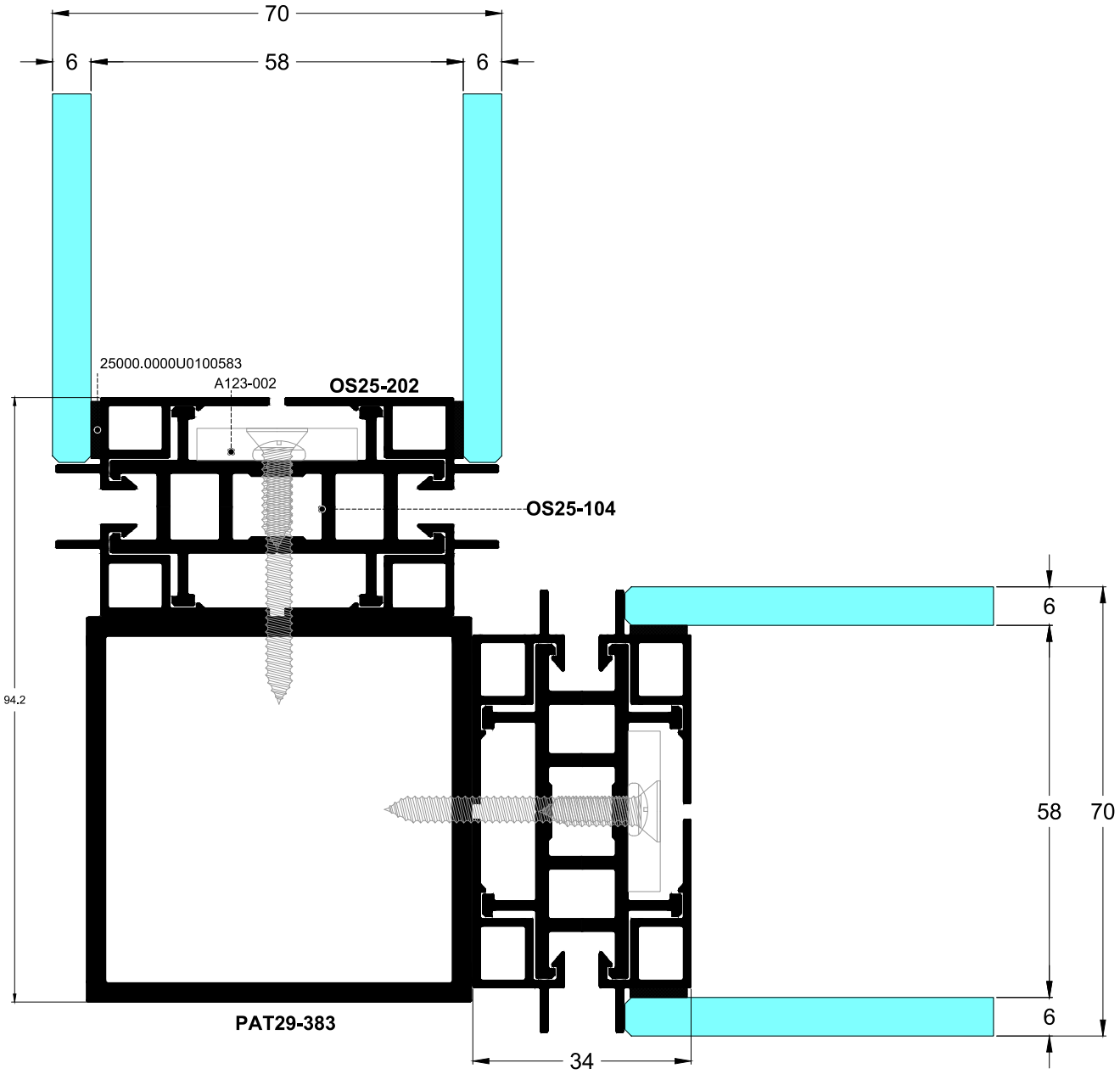

T-SECTION
ΤΟΜΗ Τ

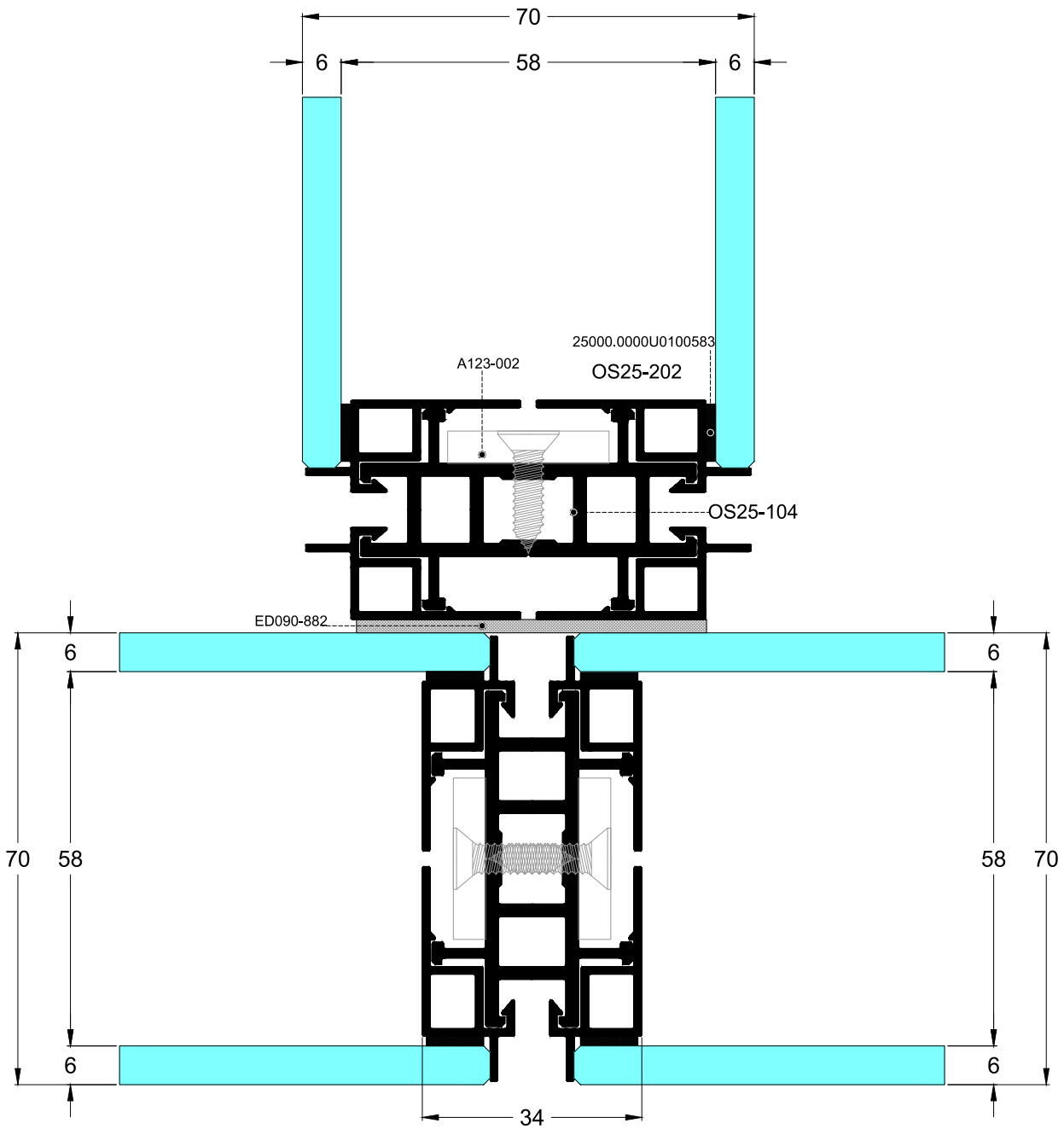

UPPER SECTION OF SINGLE GLASS
ΠΑΝΩ ΤΟΜΗ SINGLE GLASS

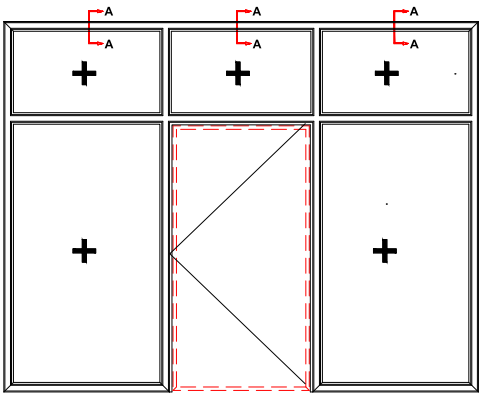

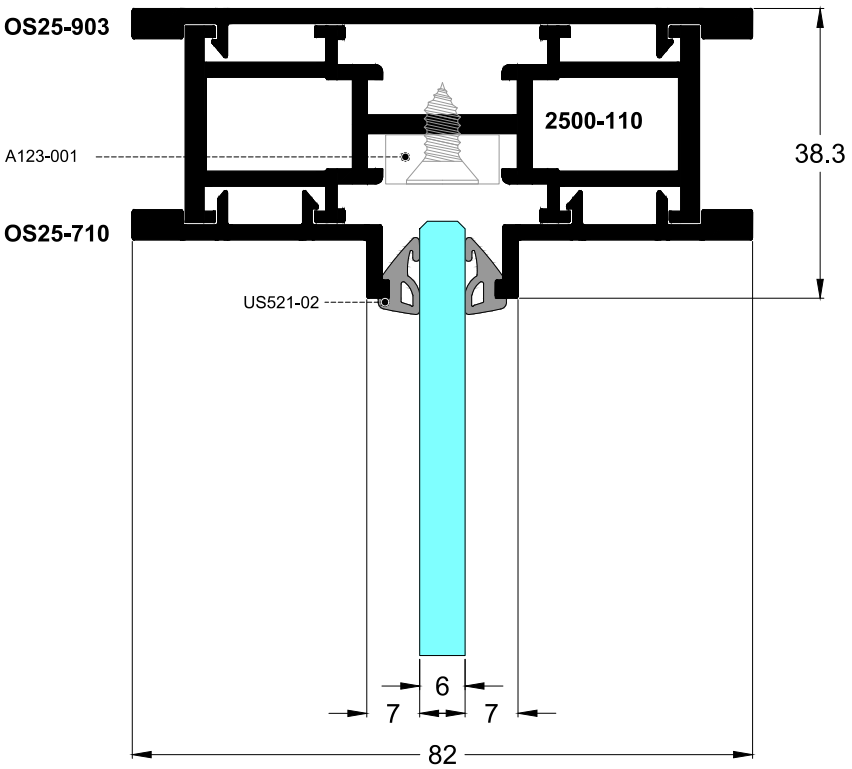

BOTTOM SECTION OF SINGLE GLASS
ΚΑΤΩ ΤΟΜΗ SINGLE GLASS

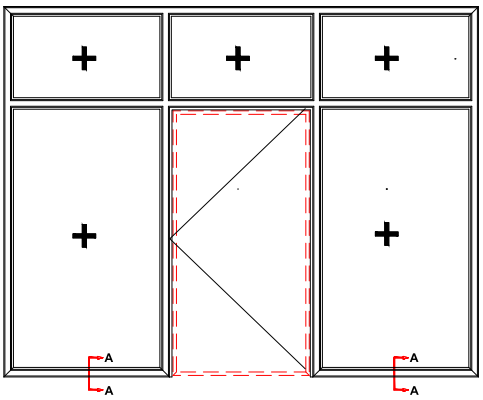

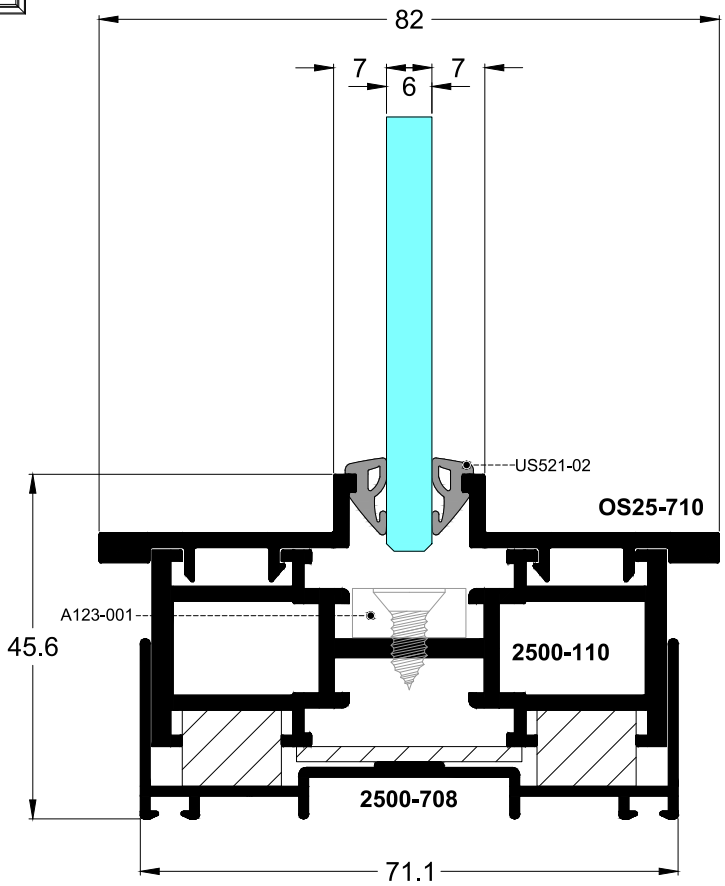

SIDE SECTION OF SINGLE GLASS
ΠΛΑΓΙΑ ΤΟΜΗ SINGLE GLASS

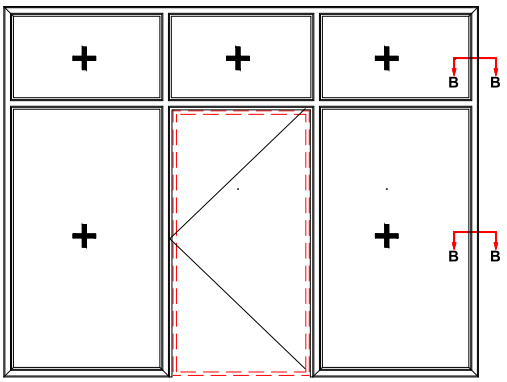

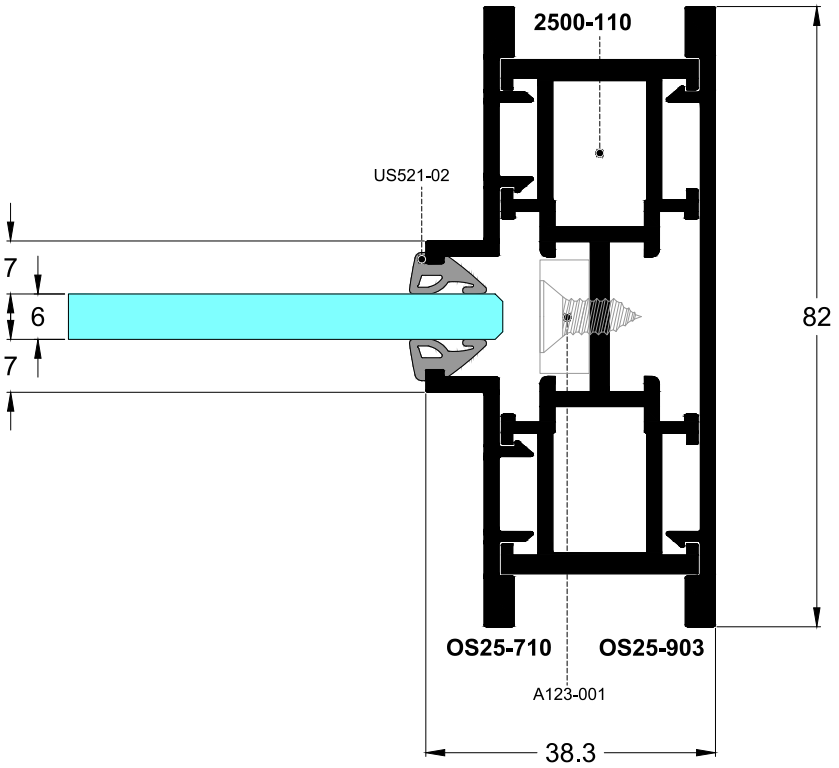

SIDE SECTION OF SINGLE GLASS
ΠΛΑΓΙΑ ΤΟΜΗ SINGLE GLASS

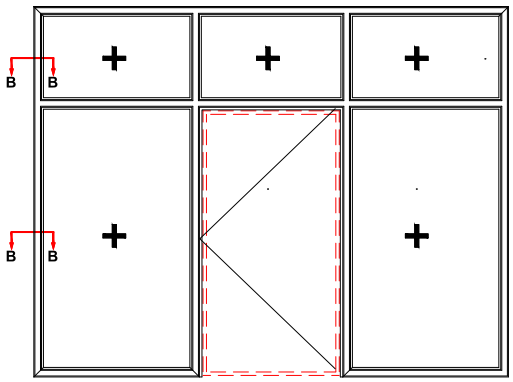

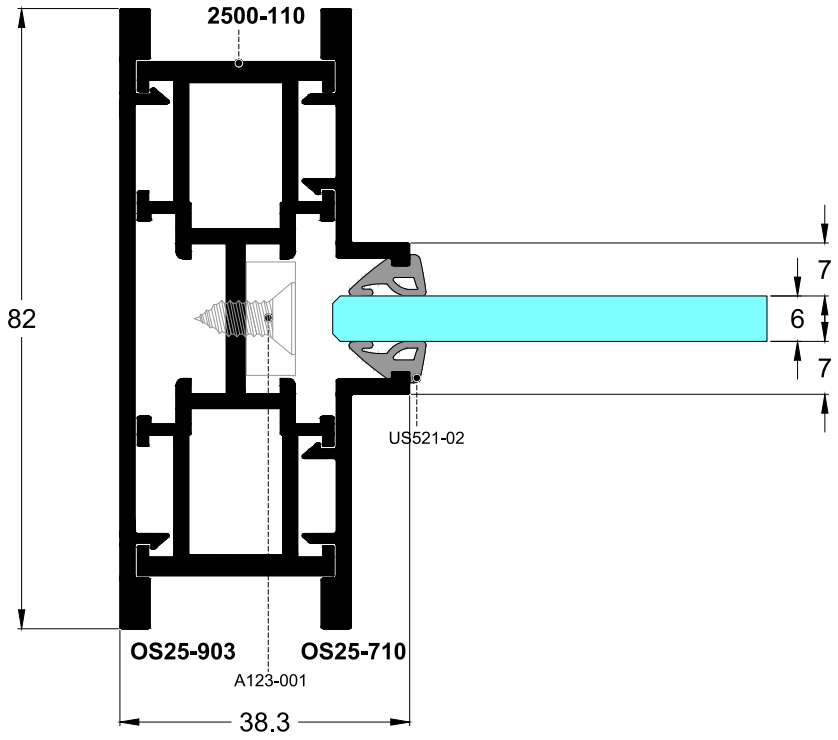

MULLION SECTION OF SINGLE GLASS
ΤΟΜΗ ΚΟΛΩΝΑΣ SINGLE GLASS

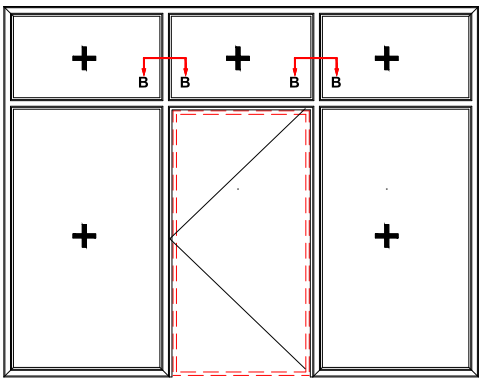

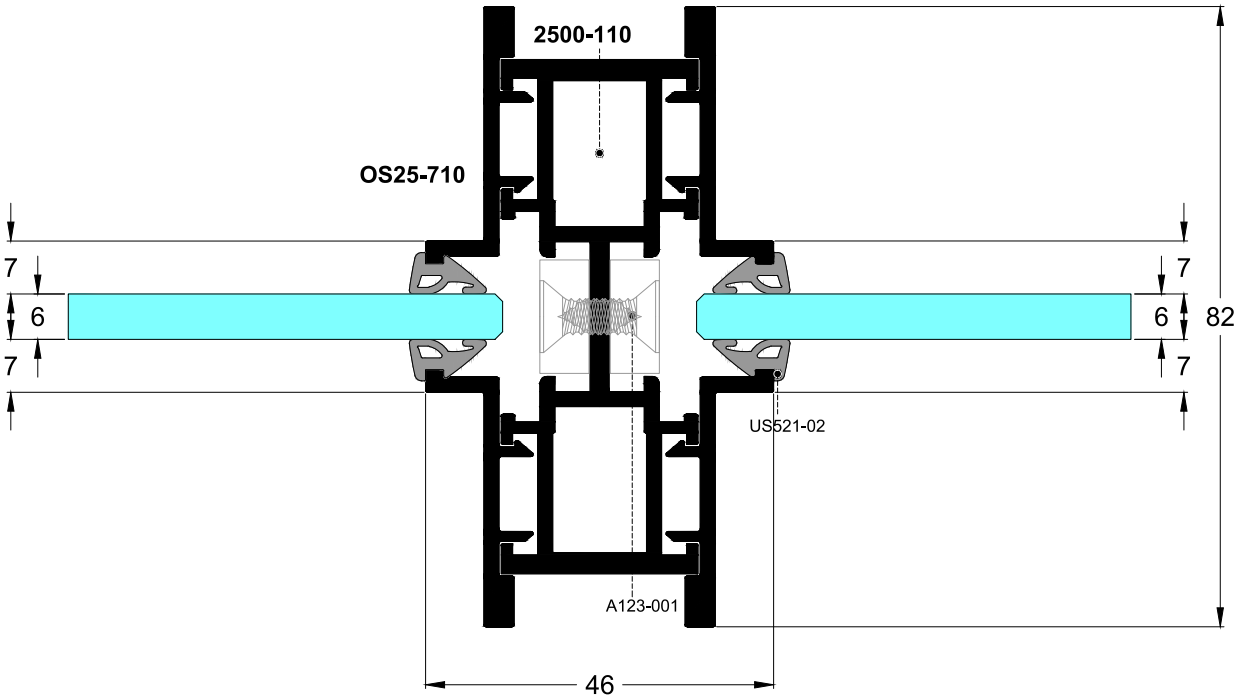

TRANSOM SECTION OF SINGLE GLASS
ΤΟΜΗ ΤΡΑΒΕΡΣΑΣ SINGLE GLASS

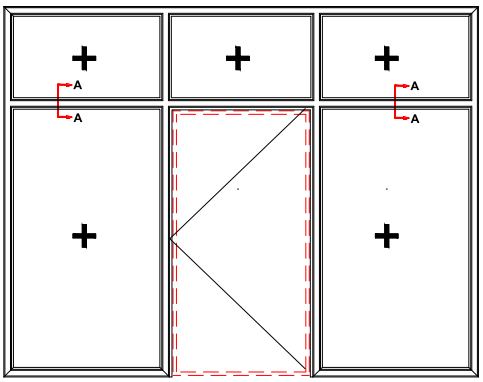

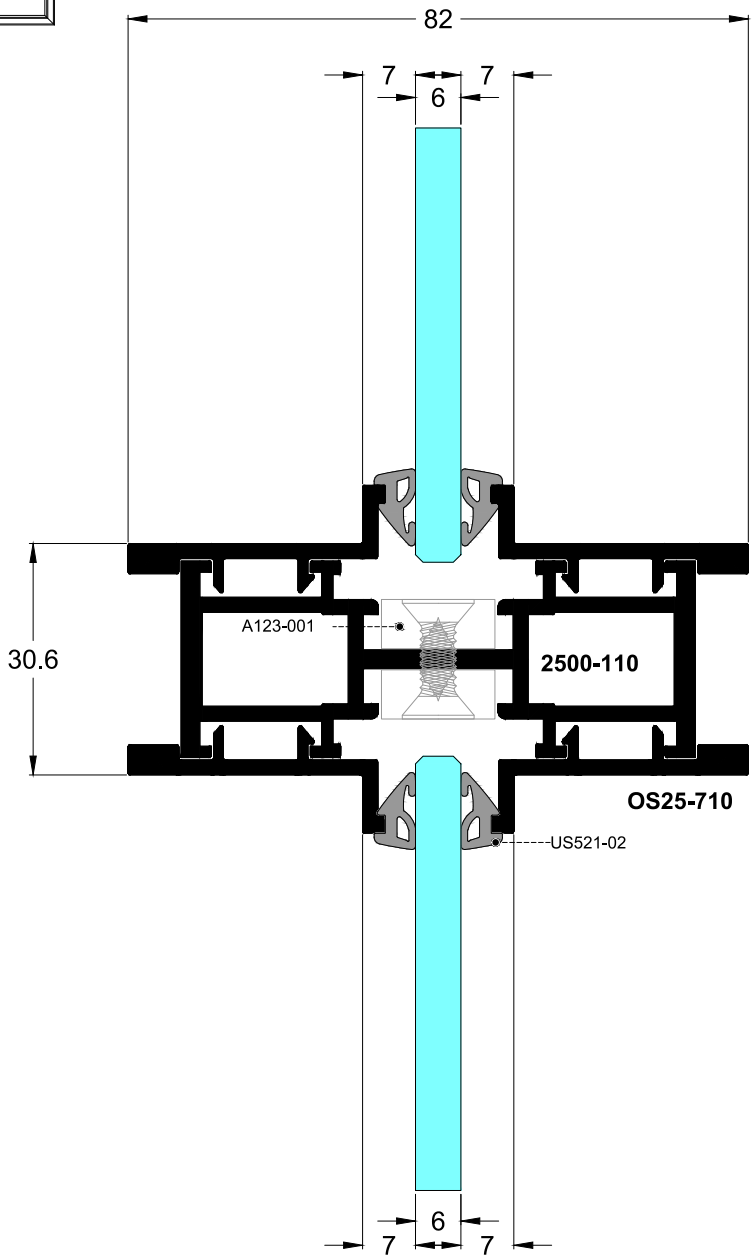

ALUMINCO

DOOR SECTION
ΤΟΜΗ ΠΟΡΤΑΣ

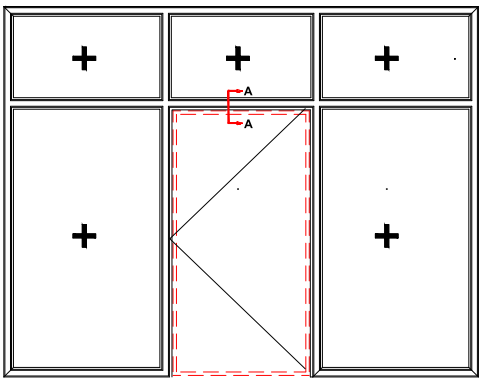

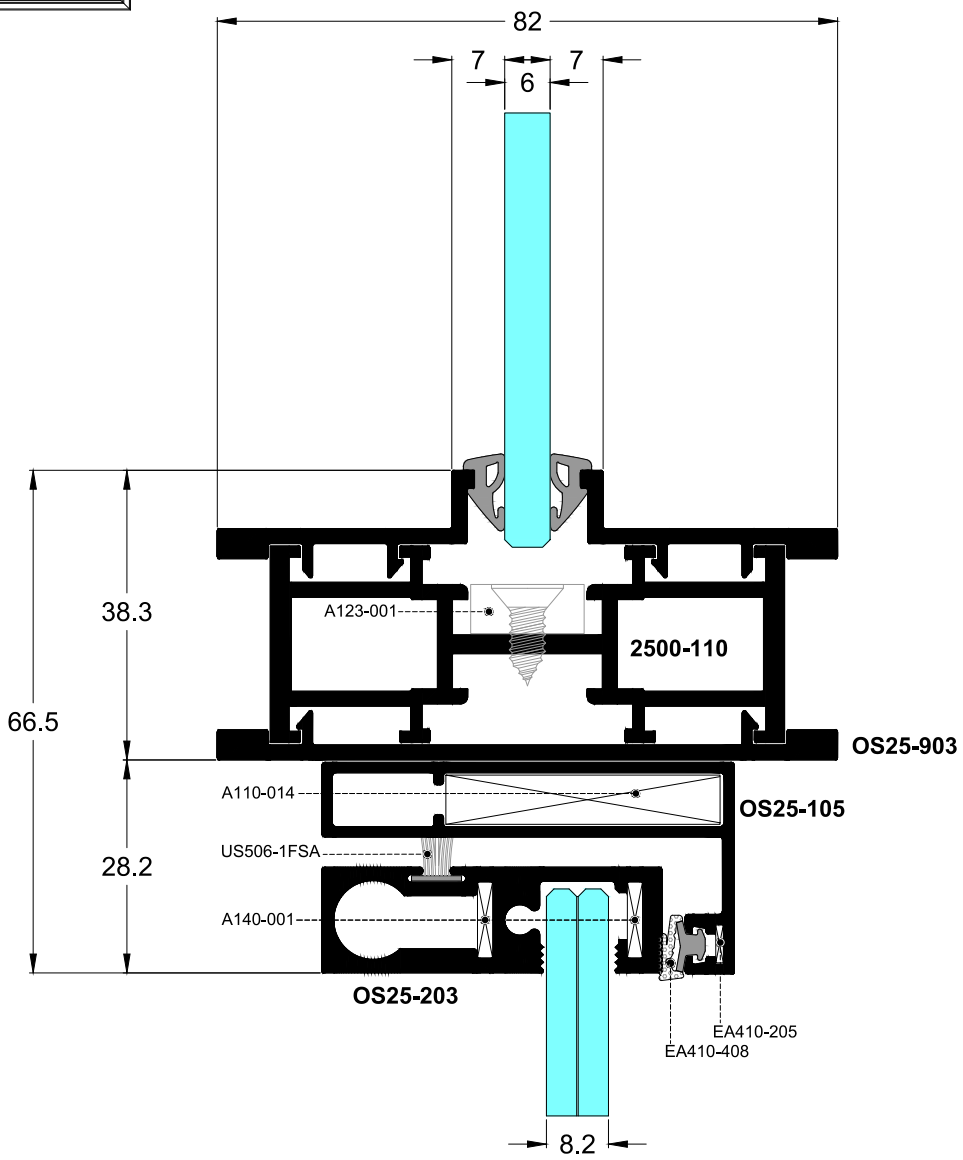

DOOR SECTION
ΤΟΜΗ ΠΟΡΤΑΣ

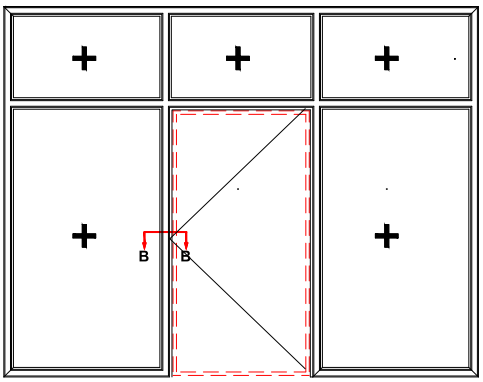

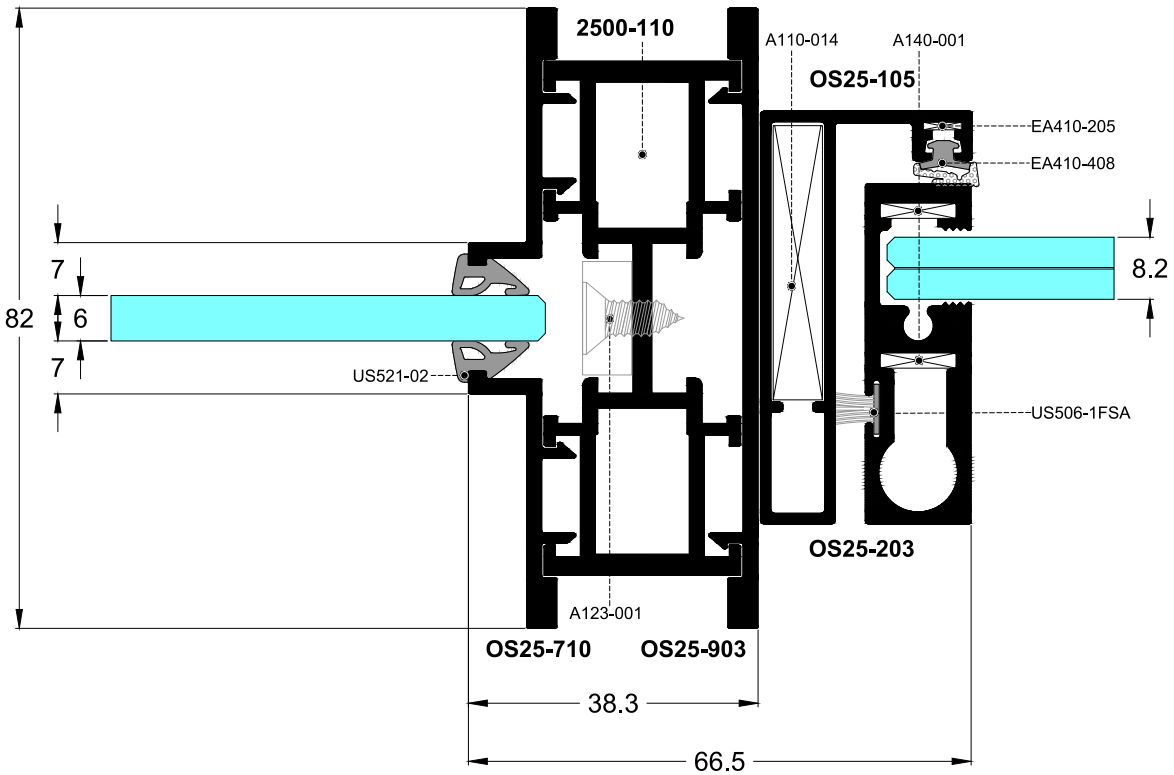

ALUMINCO

SECTION OF SLIDING DOOR
ΤΟΜΗ ΣΥΡΟΜΕΝΗΣ ΠΟΡΤΑΣ

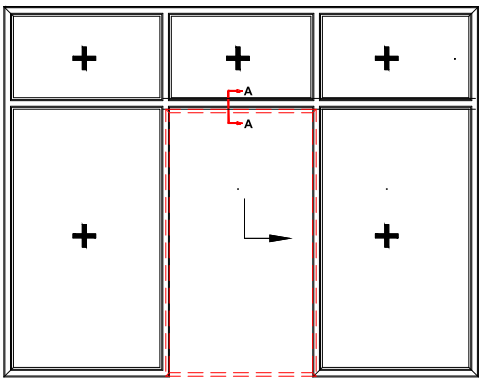

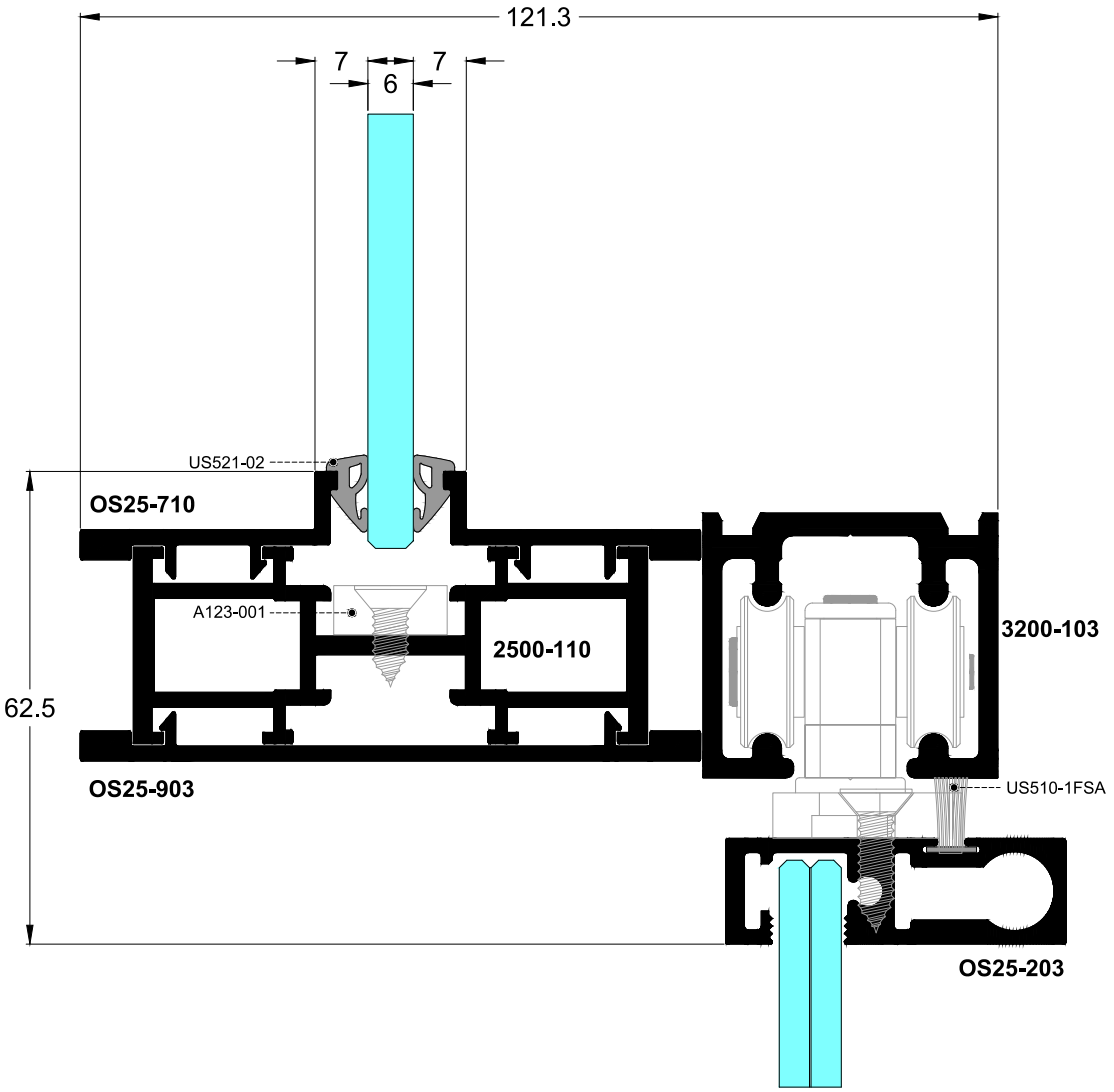

CORNER SECTION
ΓΩΝΙΑΚΗ ΤΟΜΗ

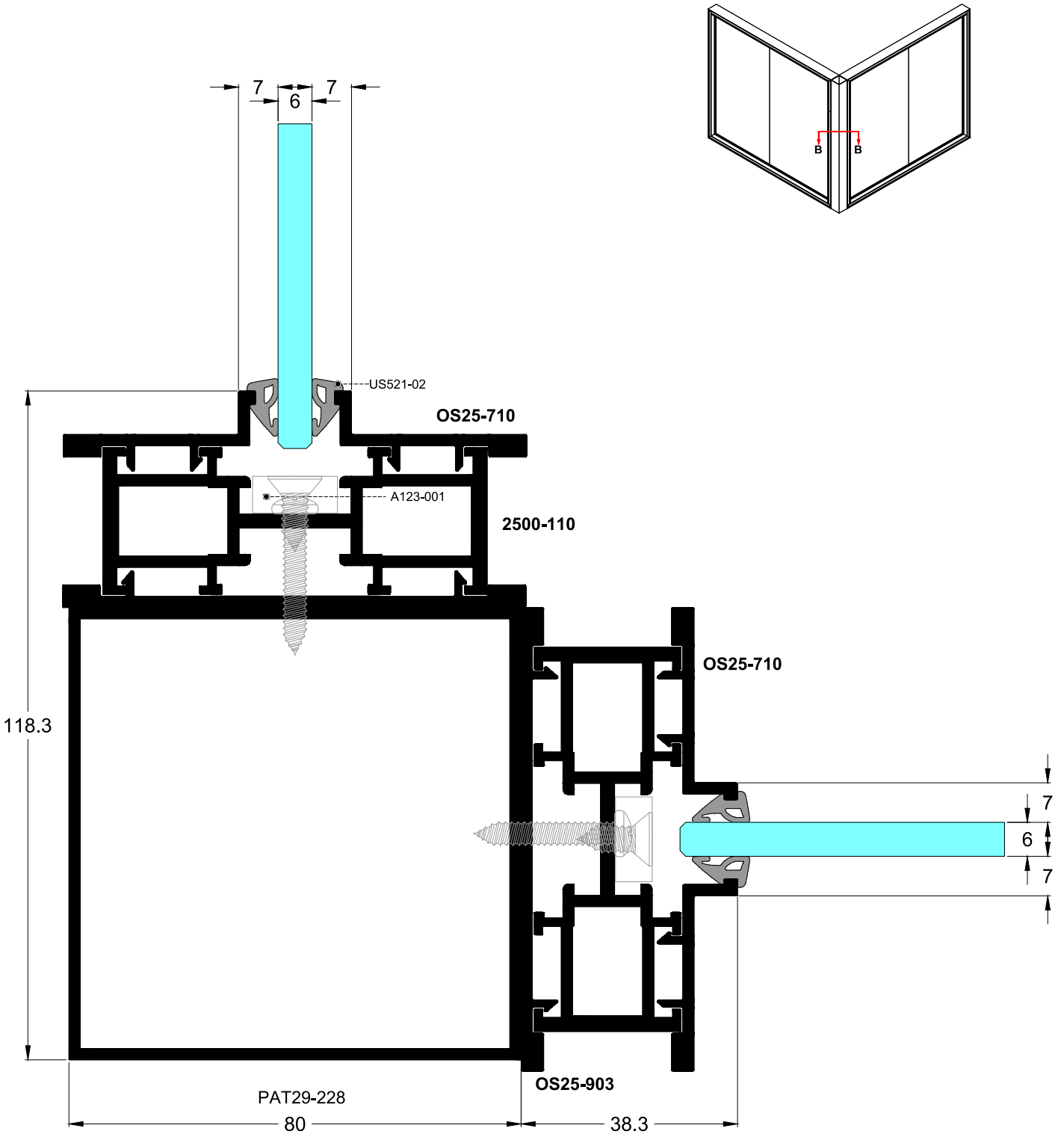

T-SECTION
ΤΟΜΗ Τ

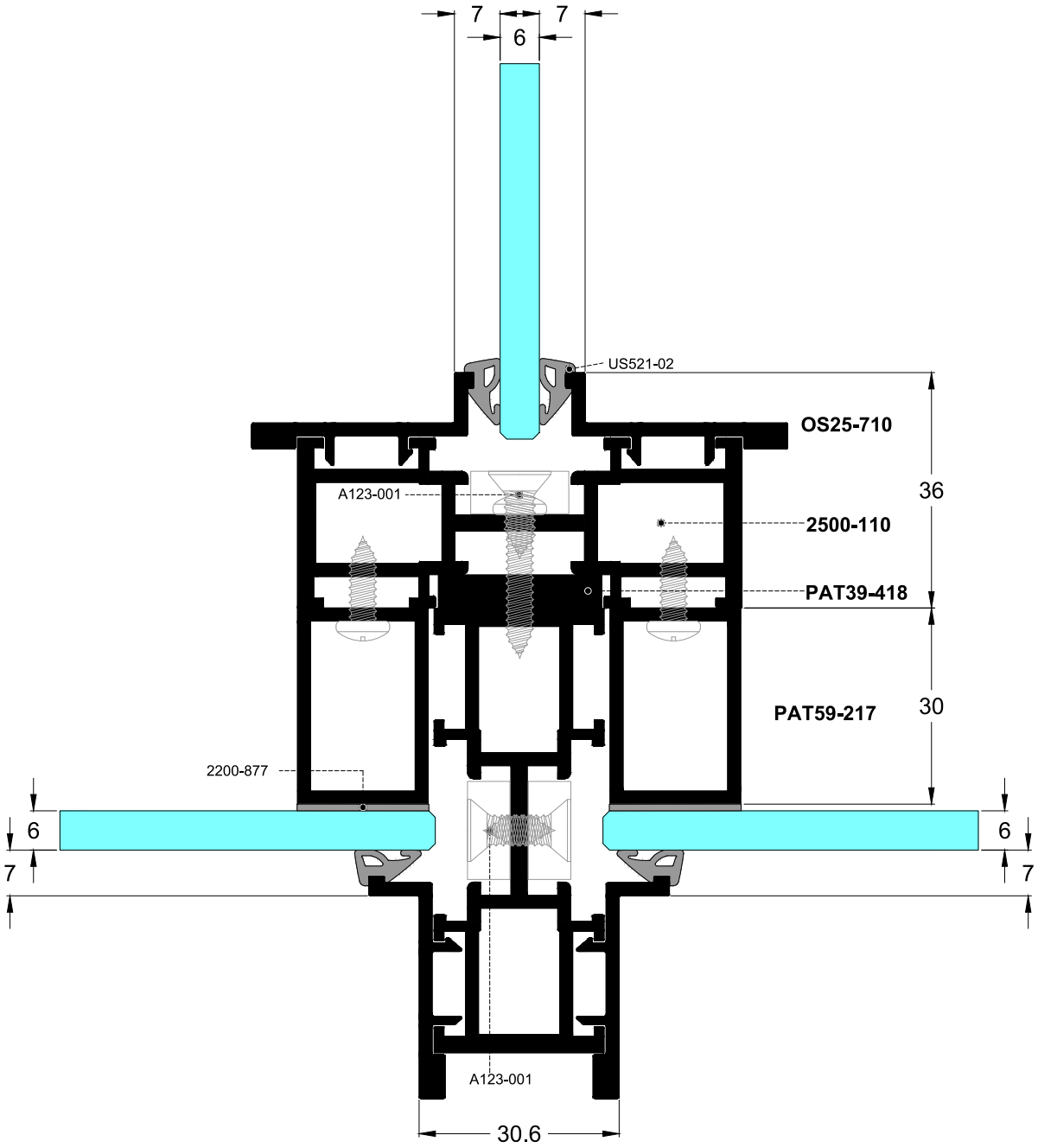

SECTIONS WITH DUMMY TRANSOM
ΤΟΜΕΣ ΜΕ ΚΑΙΤΙ

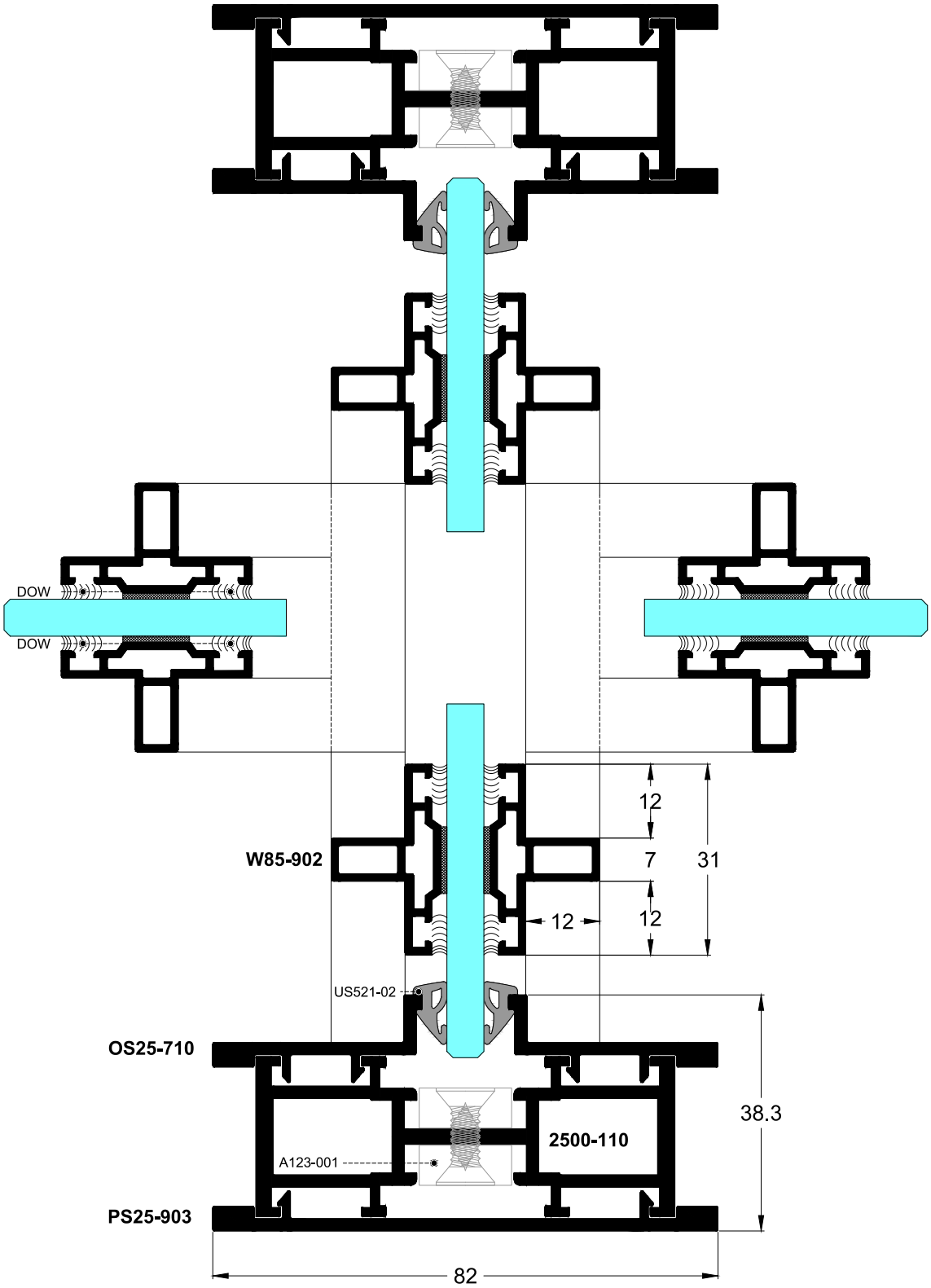

SIDE SECTION OF COVERED LINE WITH WALL & DECO
ΠΛΑΓΙΑ ΤΟΜΗ COVERED LINE ΜΕ WALL & DECO

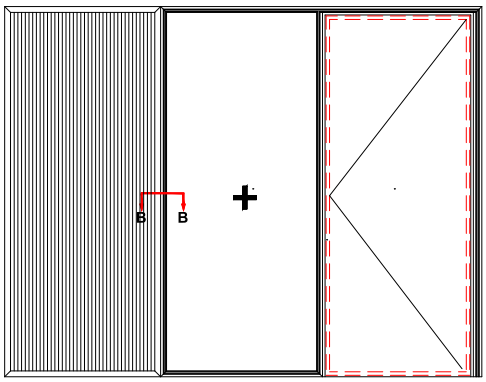

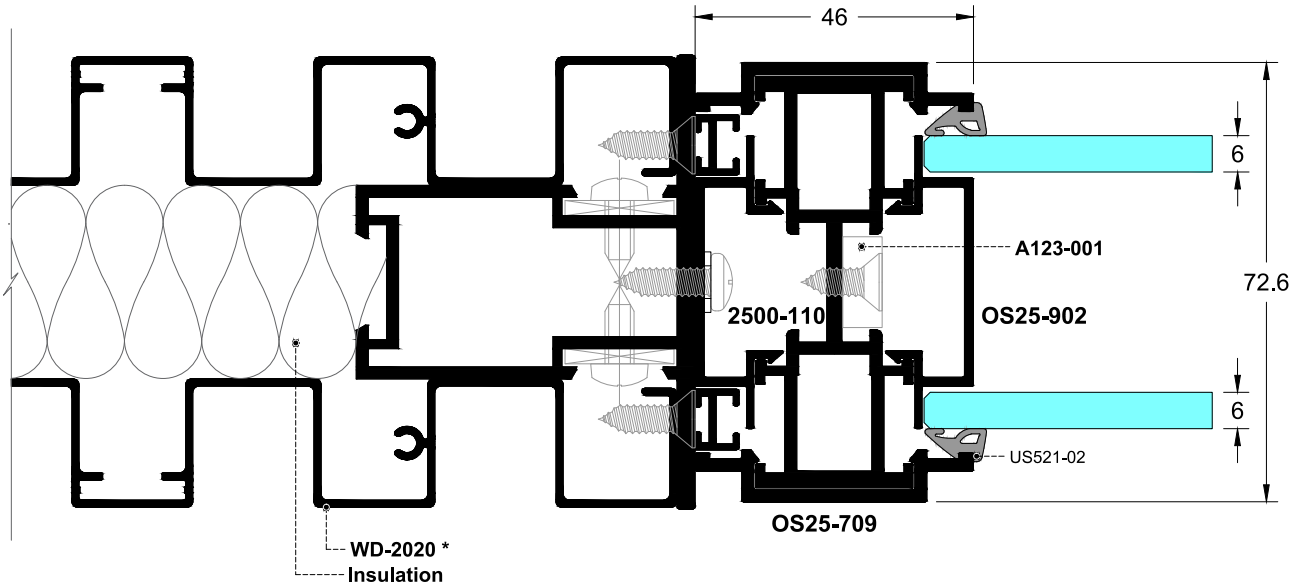

* Option to use Wall & Deco profiles:
WD-2020, WD-2030, WD-2040

Δυνατότητα χρήσης των προφίλ Wall & Deco:
WD-2020, WD-2030, WD-2040

SCALE = 1:1.25

SIDE SECTION OF STRUCTURAL LINE WITH WALL & DECO
ΠΛΑΓΙΑ ΤΟΜΗ STRUCTURAL LINE ΜΕ WALL & DECO

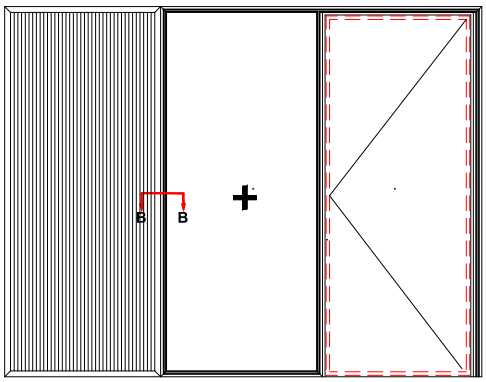

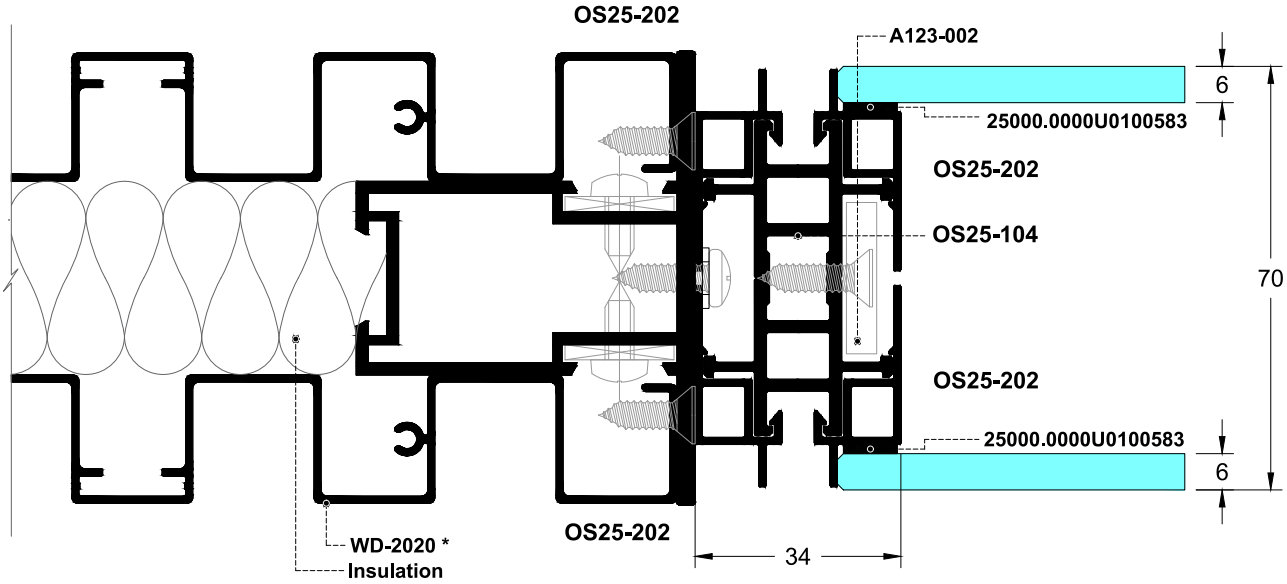

* Option to use Wall & Deco profiles:
WD-2020, WD-2030, WD-2040

Δυνατότητα χρήσης των προφίλ Wall & Deco:
WD-2020, WD-2030, WD-2040

SCALE = 1:1.25

SIDE SECTION OF SINGLE GLASS WITH WALL & DECO
ΠΛΑΓΙΑ ΤΟΜΗ SINGLE GLASS ΜΕ WALL & DECO

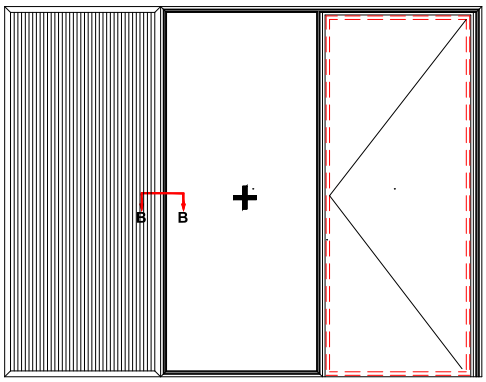

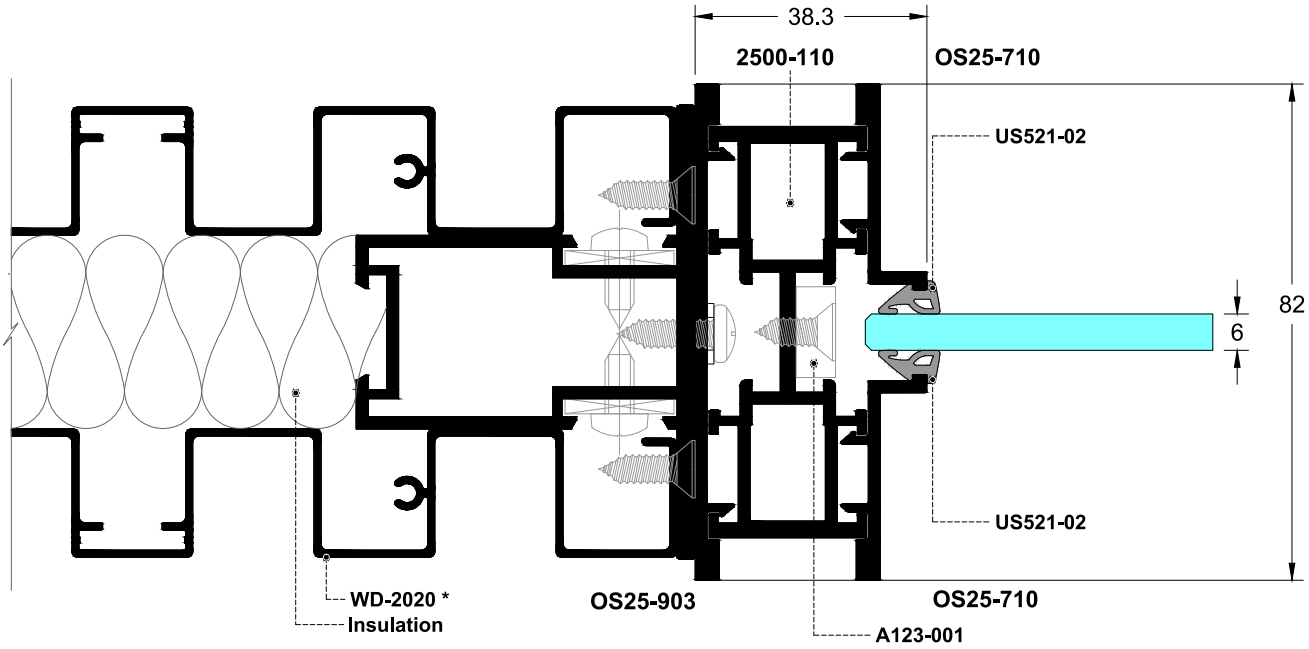

* Option to use Wall & Deco profiles:
WD-2020, WD-2030, WD-2040

Δυνατότητα χρήσης των προφίλ Wall & Deco:
WD-2020, WD-2030, WD-2040

SCALE = 1:1.25

ALUMINCO®

OS25

Milling & Construction Details - Κατεργασίες & Κατασκευαστικές Λεπτομέρειες

CORNER JOINT INSTALLATION FOR FRAME BEAM
ΤΟΠΟΘΕΤΗΣΗ ΓΩΝΙΑΣ ΣΕ ΔΟΚΟ ΚΑΣΑΣ

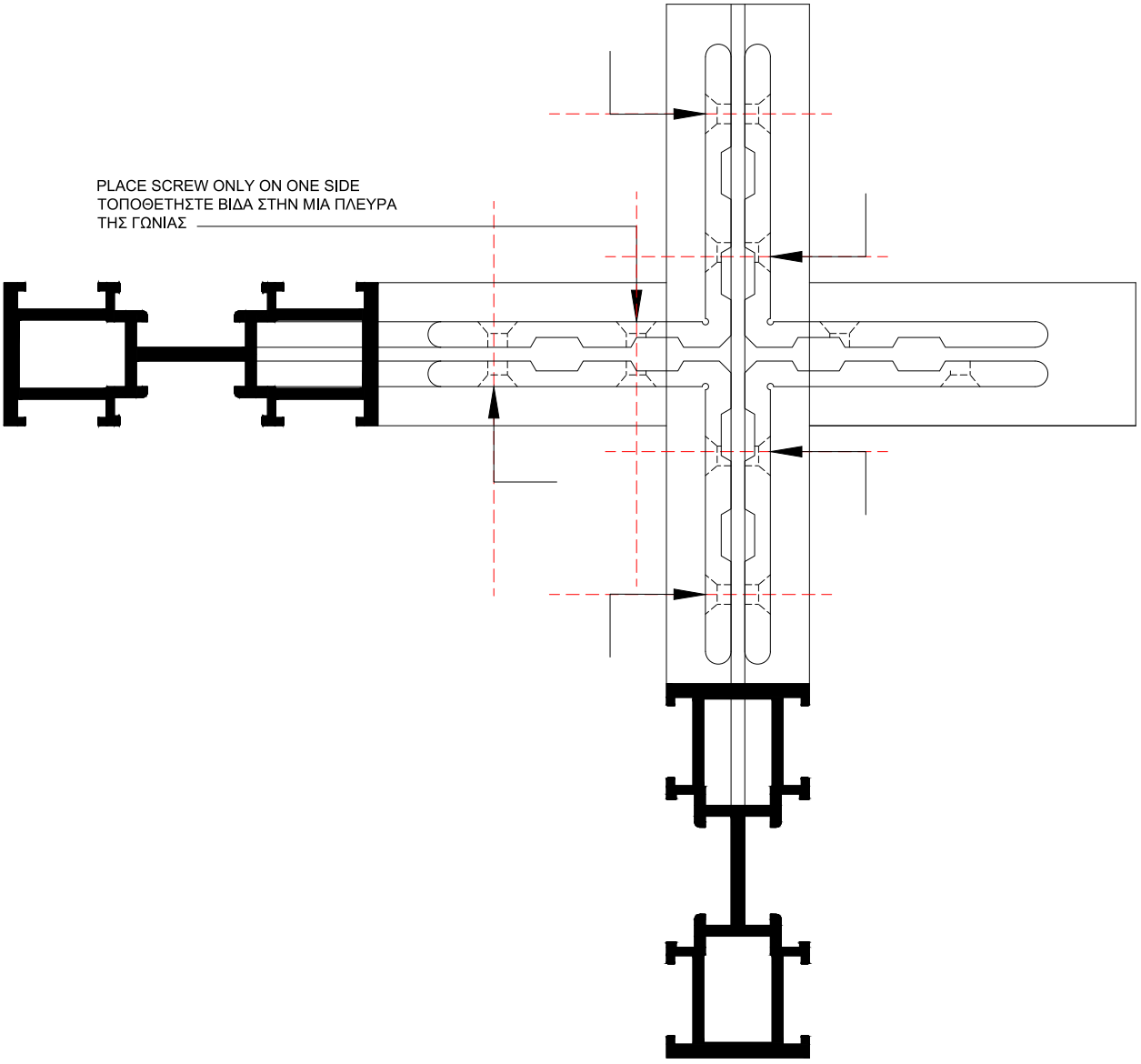

SCALE = 1:1.25

CORNER JOINT INSTALLATION FOR FRAME BEAM
ΚΑΤΕΡΓΑΣΙΕΣ ΓΙΑ ΤΟΠΟΘΕΤΗΣΗ ΓΩΝΙΑΣ ΣΕ ΔΟΚΟ ΚΑΣΑΣ

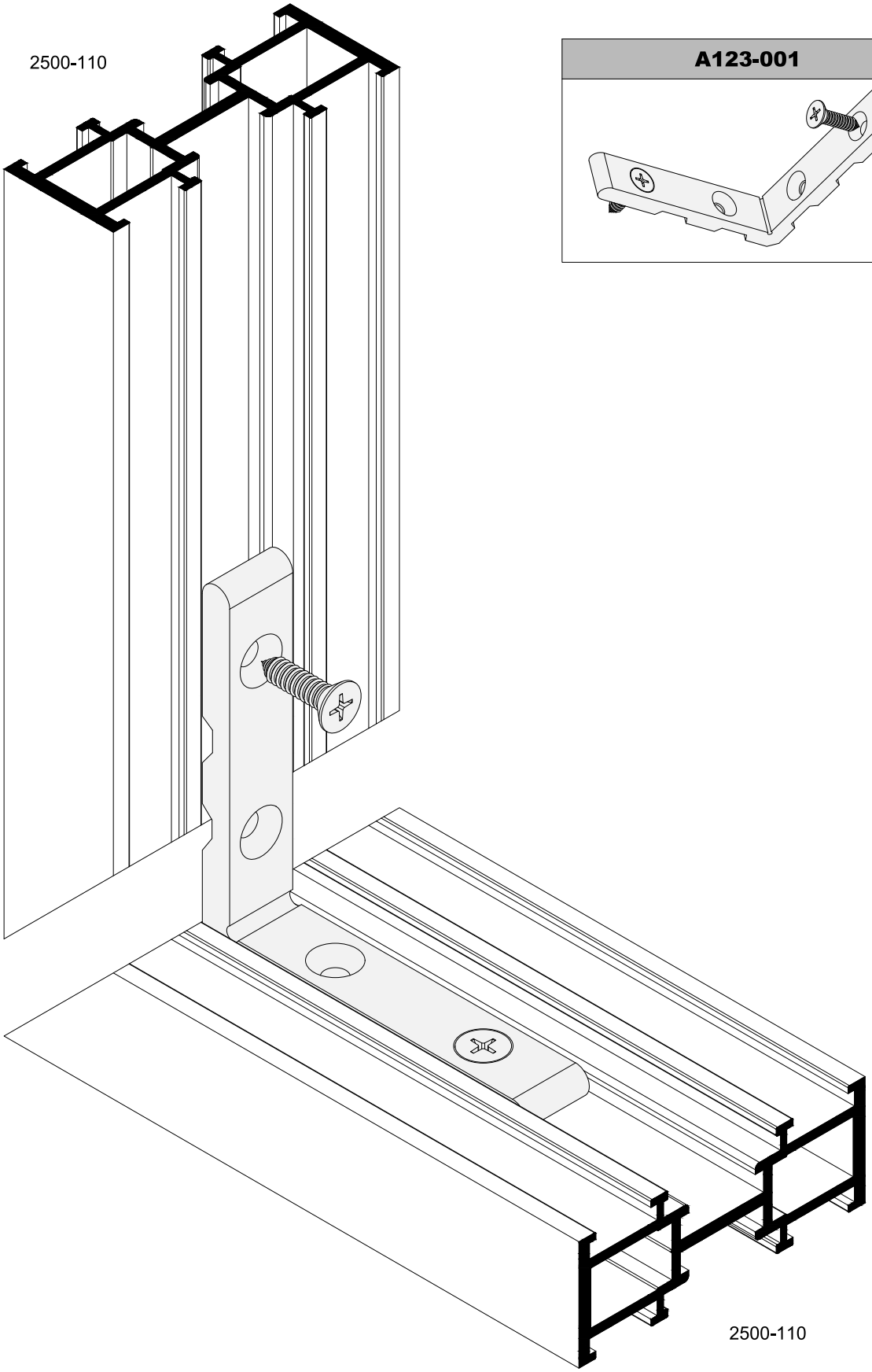

ALIGNMENT ACCESSORIES ON TRANSOM PROFILE
ΕΞΑΡΤΗΜΑ ΕΥΘΥΓΡΑΜΜΙΣΗΣ ΧΩΡΙΣΜΑΤΟΣ

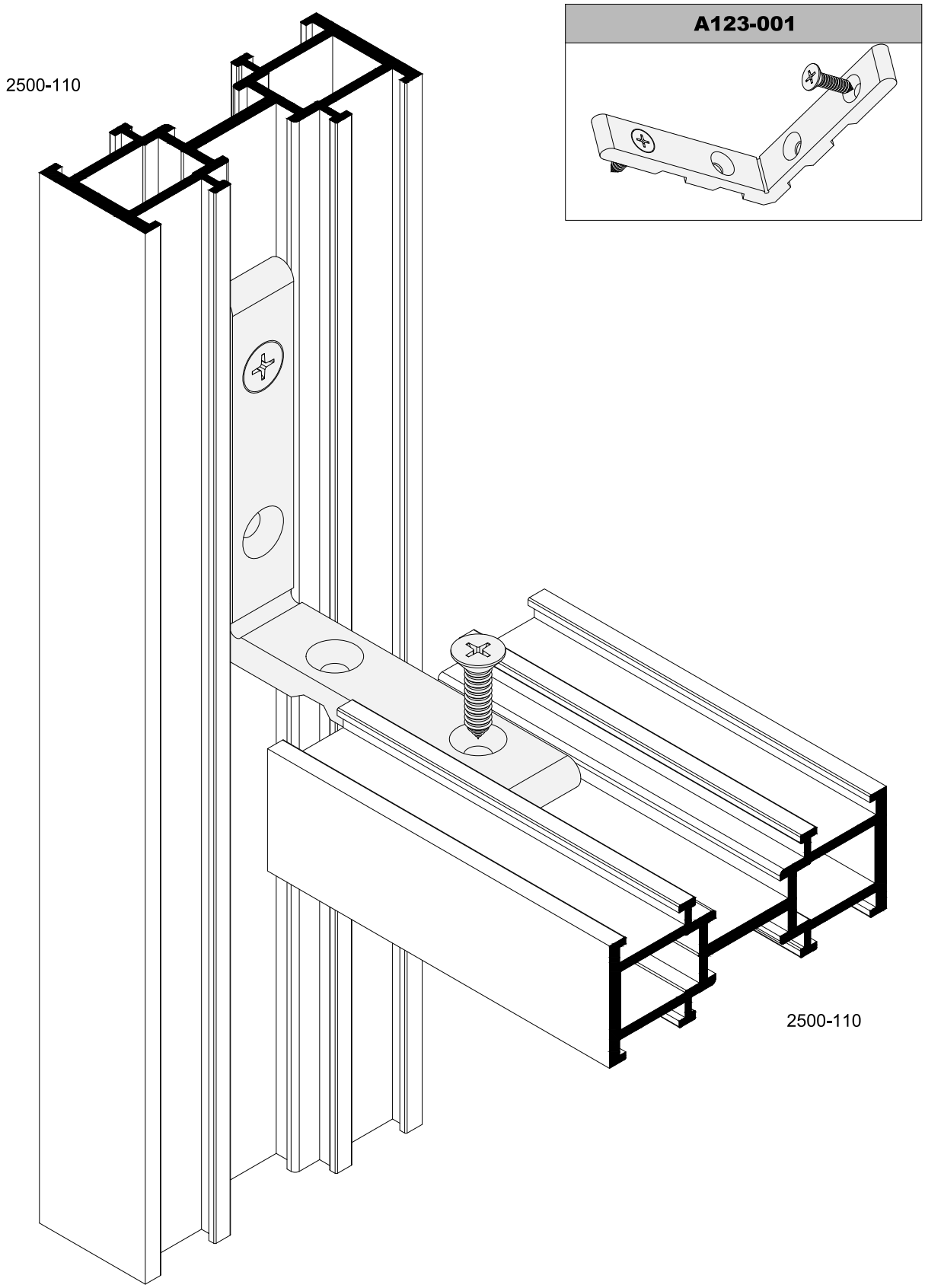

MILLINGS ON TRANSOM FOR OS25-709
ΚΑΤΕΡΓΑΣΙΕΣ 2500-110 ΓΙΑ ΠΗΧΑΚΙ OS25-709

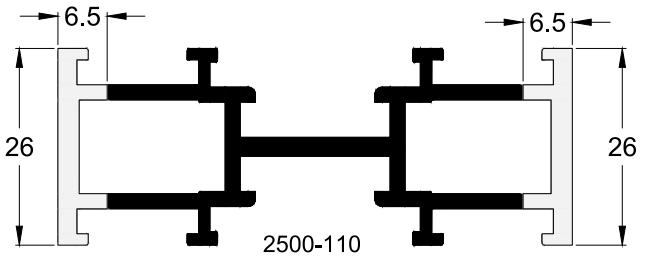

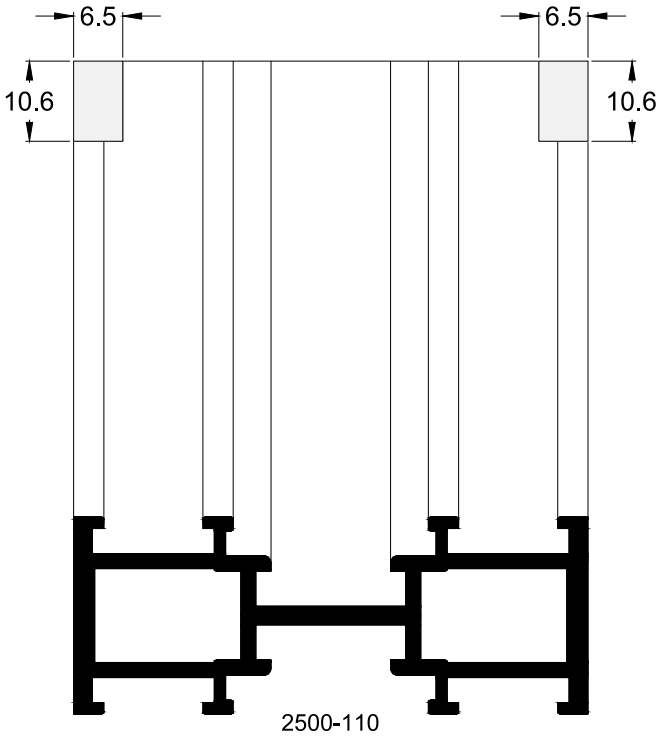

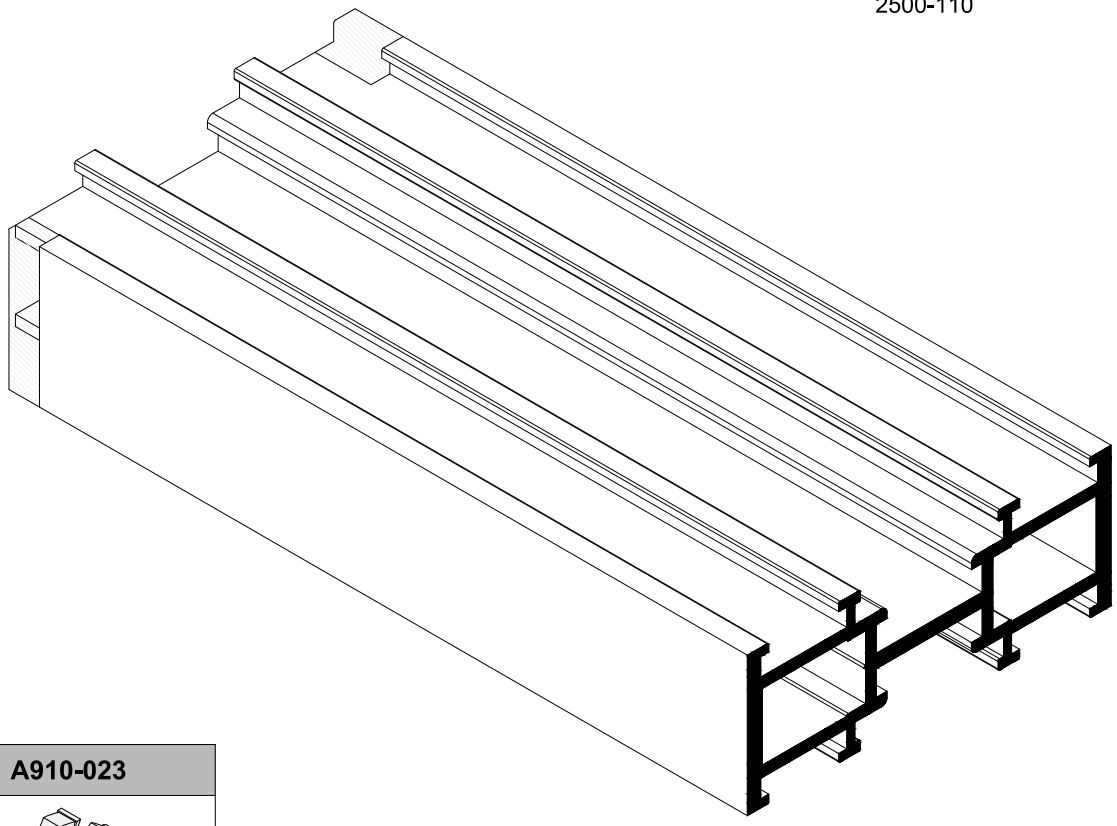

A910-023

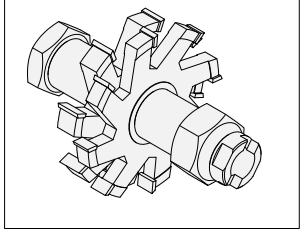

INSTALLATION OF COVERS ON FRAME BEAM
ΤΟΠΟΘΕΤΗΣΗ ΚΑΛΥΠΤΡΩΝ ΣΕ ΔΟΚΟ ΚΑΣΑΣ

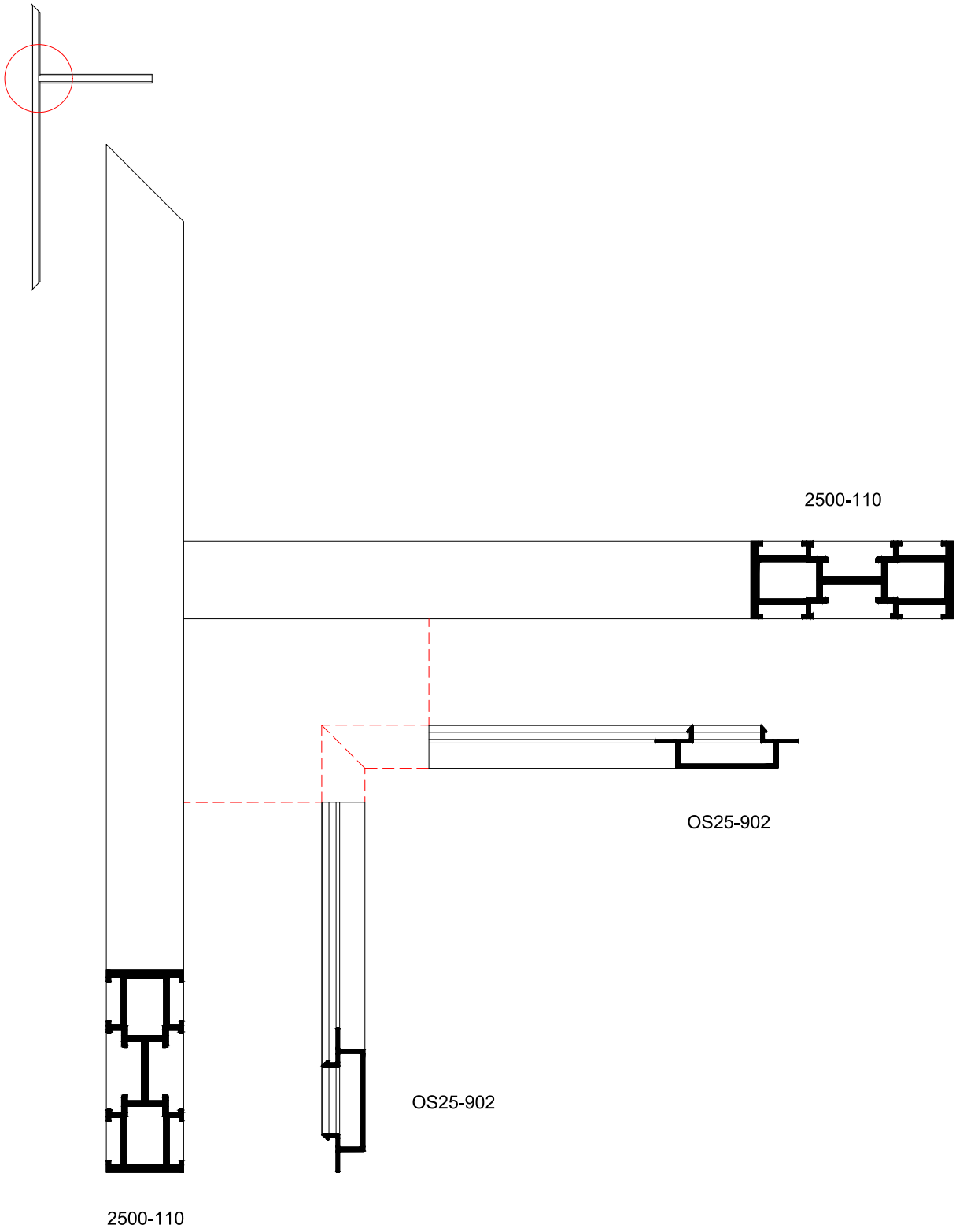

INSTALLATION OF THE GLASS
ΤΟΠΟΘΕΤΗΣΗ ΥΑΛΩΣΗΣ

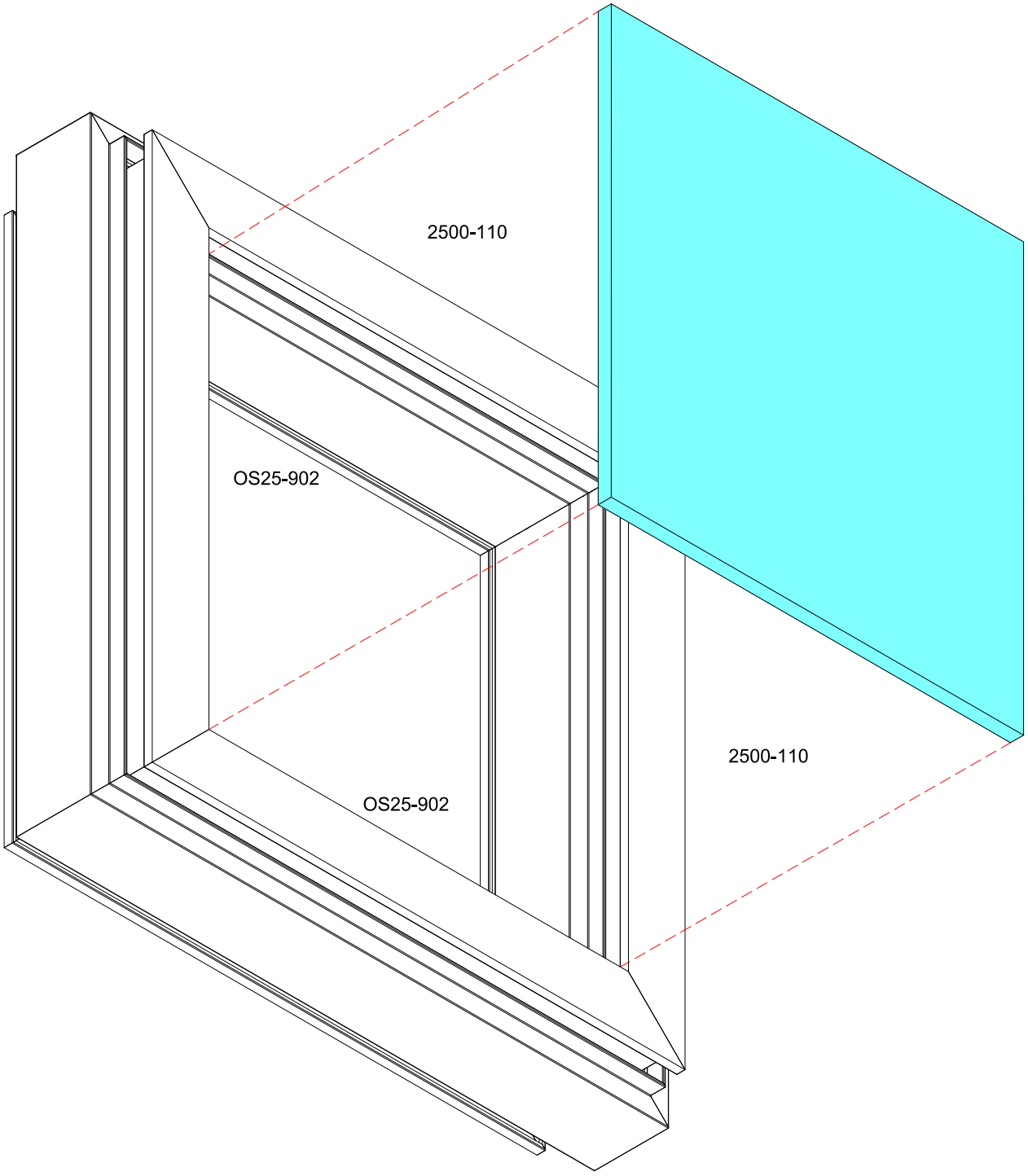

MACHINING ON GLAZING BEAD WITH MILLING TOOL FOR TRANSOM

ΚΑΤΕΡΓΑΣΙΑ ΣΕ ΠΗΧΑΚΙ ΓΙΑ ΤΡΑΒΕΡΣΑ

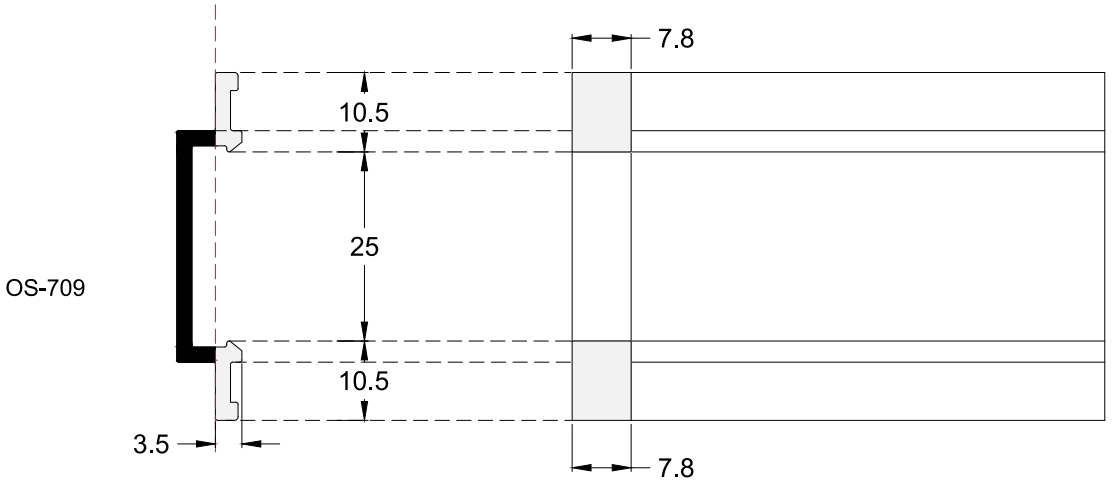

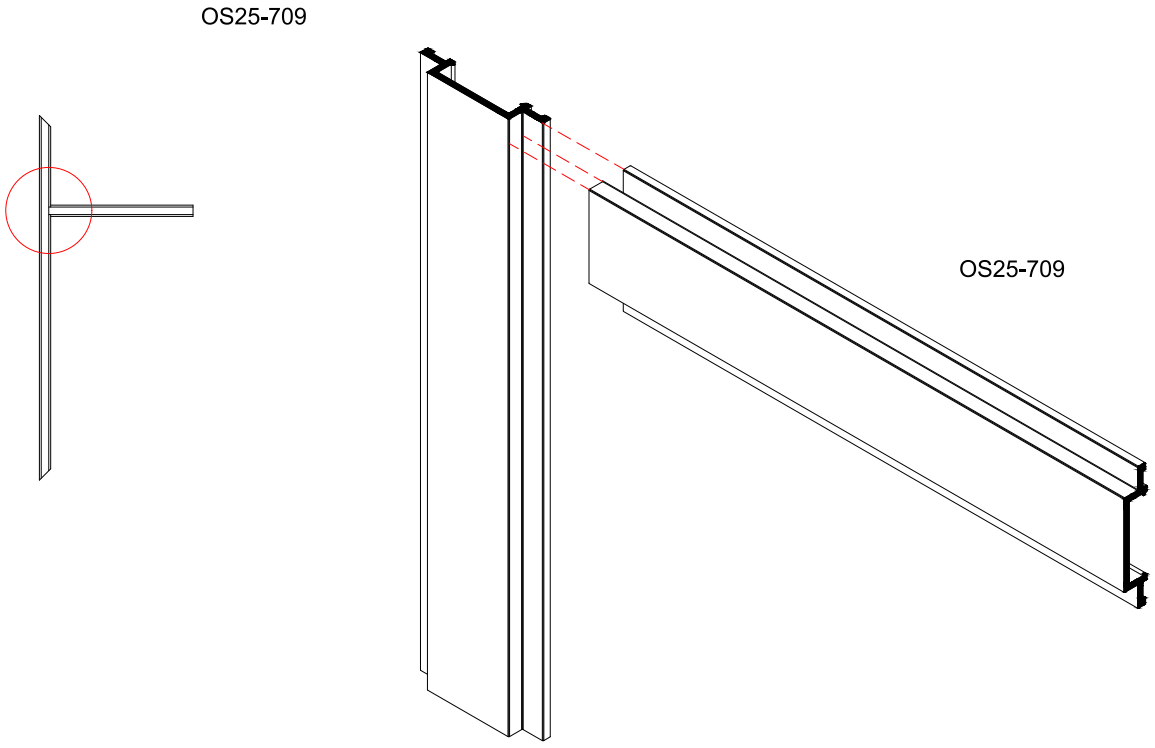

SCALE = 1:1

INSTALLATION OF GLAZING BEAD ON FRAME BEAM
ΤΟΠΟΘΕΤΗΣΗ ΜΕ ΠΗΧΑΚΙ ΣΕ ΔΟΚΟ ΚΑΣΑΣ

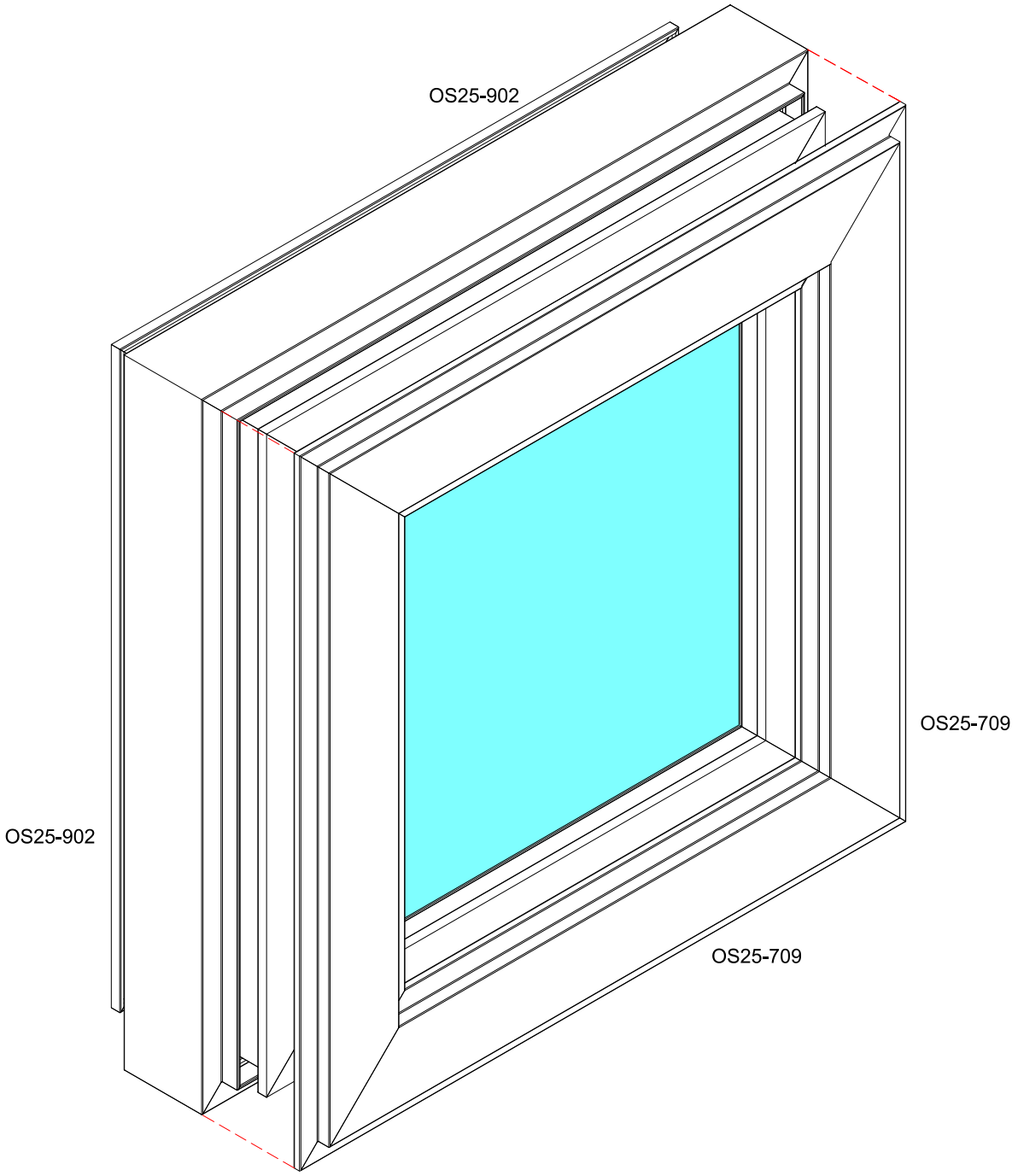

MACHINING ON TRANSOM PROFILE WITH MILLING TOOL
ΧΑΝΤΡΩΜΑ ΧΩΡΙΣΜΑΤΟΣ ΜΕ ΞΕΛΟΥΡΙΣΤΙΚΟ

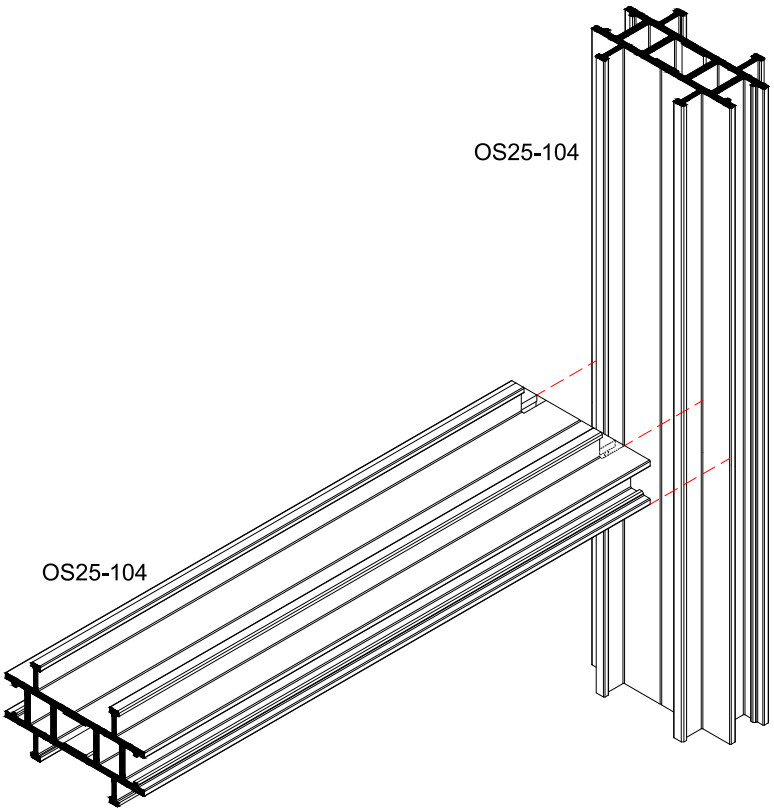

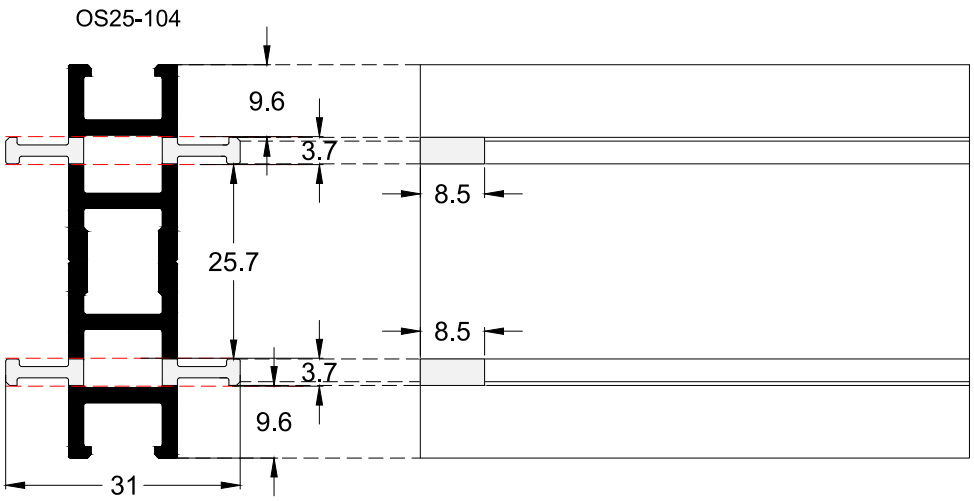

A910-024

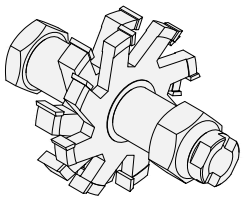

SCALE = 1:1

ALIGNMENT ACCESSORIES ON TRANSOM PROFILE
ΕΞΑΡΤΗΜΑ ΕΥΘΥΓΡΑΜΜΙΣΗΣ ΧΩΡΙΣΜΑΤΟΣ

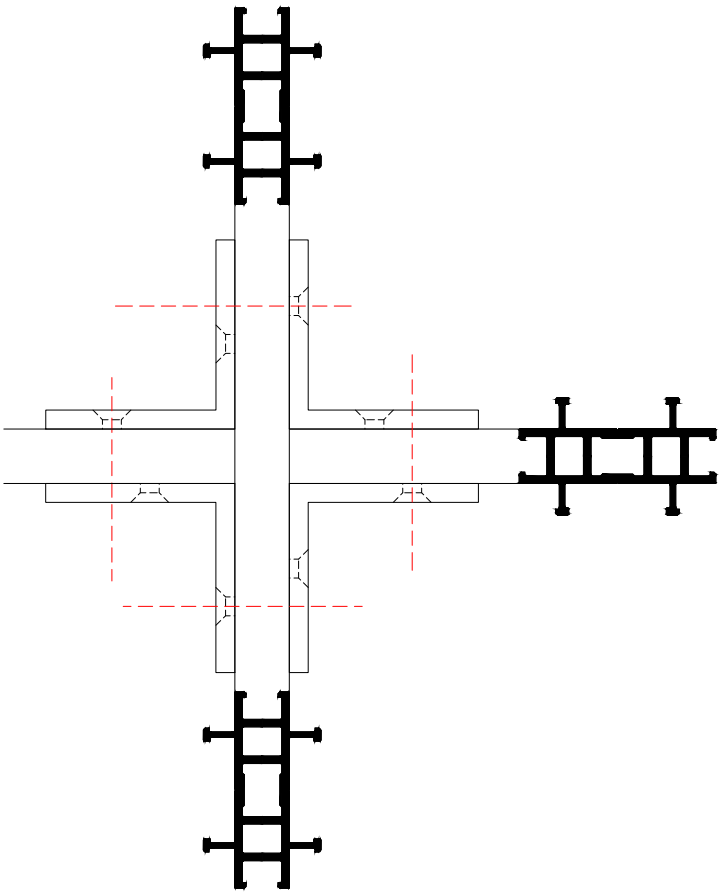

A123-002

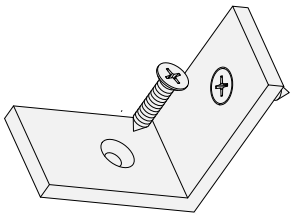

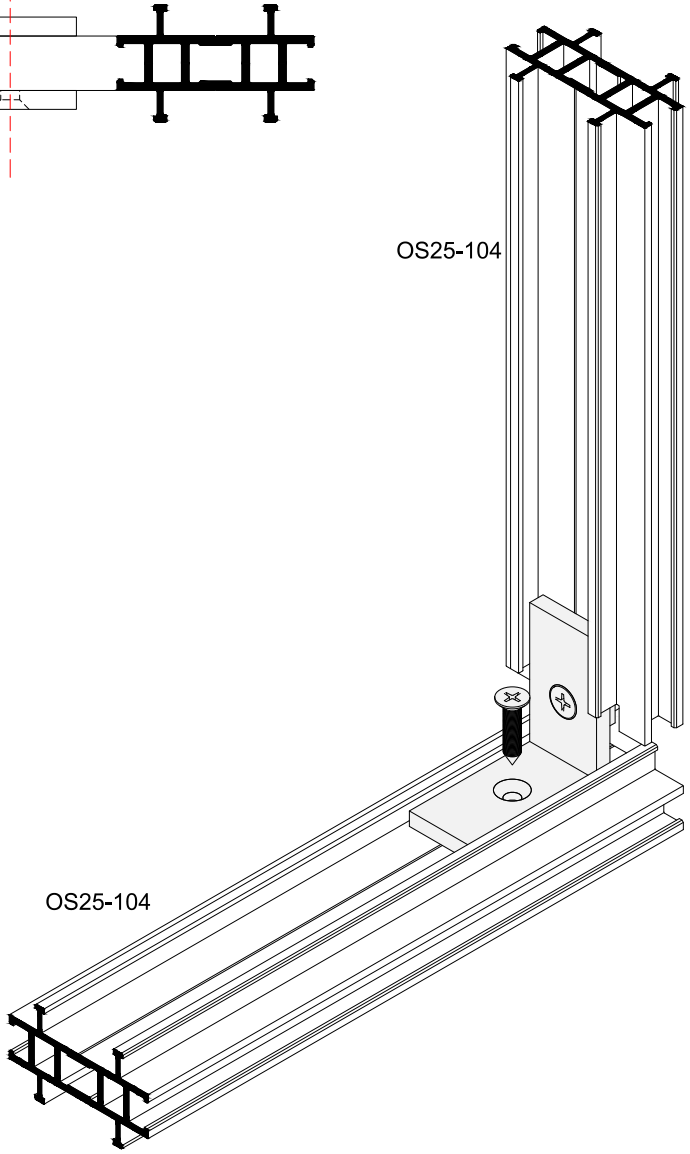

CORNER JOINT INSTALLATION FOR FRAME BEAM
ΚΑΤΕΡΓΑΣΙΕΣ ΓΙΑ ΤΟΠΟΘΕΤΗΣΗ ΓΩΝΙΑΣ ΣΕ ΔΟΚΟ ΚΑΣΑΣ

A123-002

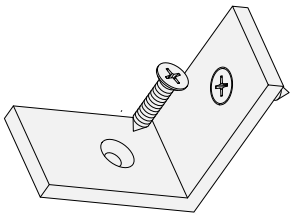

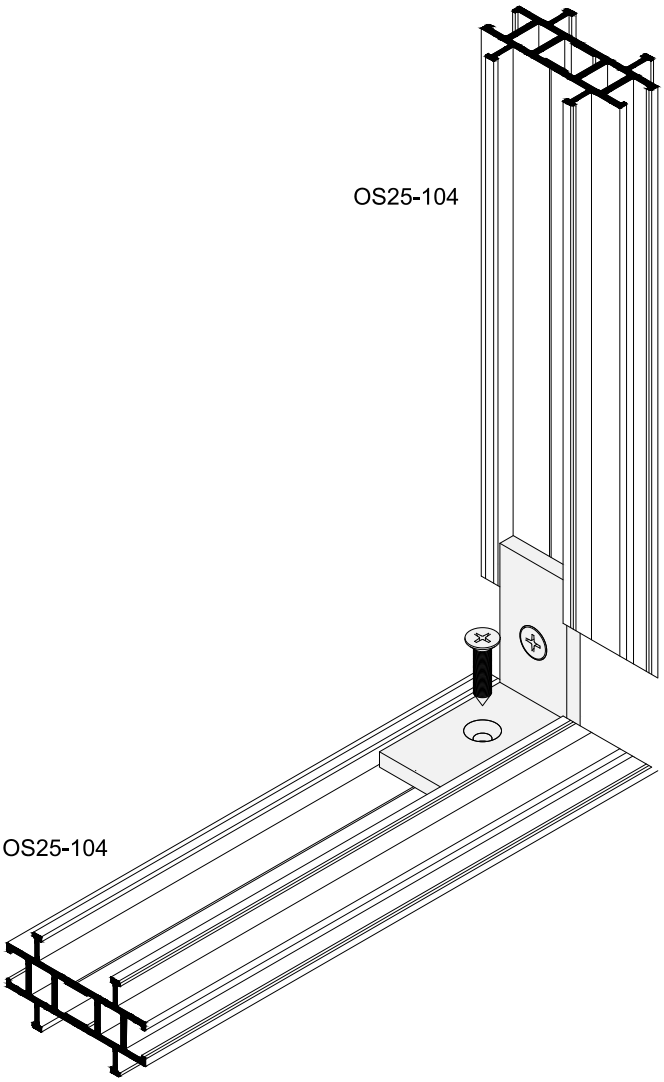

MILLING FOR OS25-202 AND ASSEMBLY WITH OS25-104

ΚΑΤΕΡΓΑΣΙΑ ΤΟΥ OS25-202 ΚΑΙ ΣΥΝΑΡΜΟΓΗ ΜΕ OS25-104



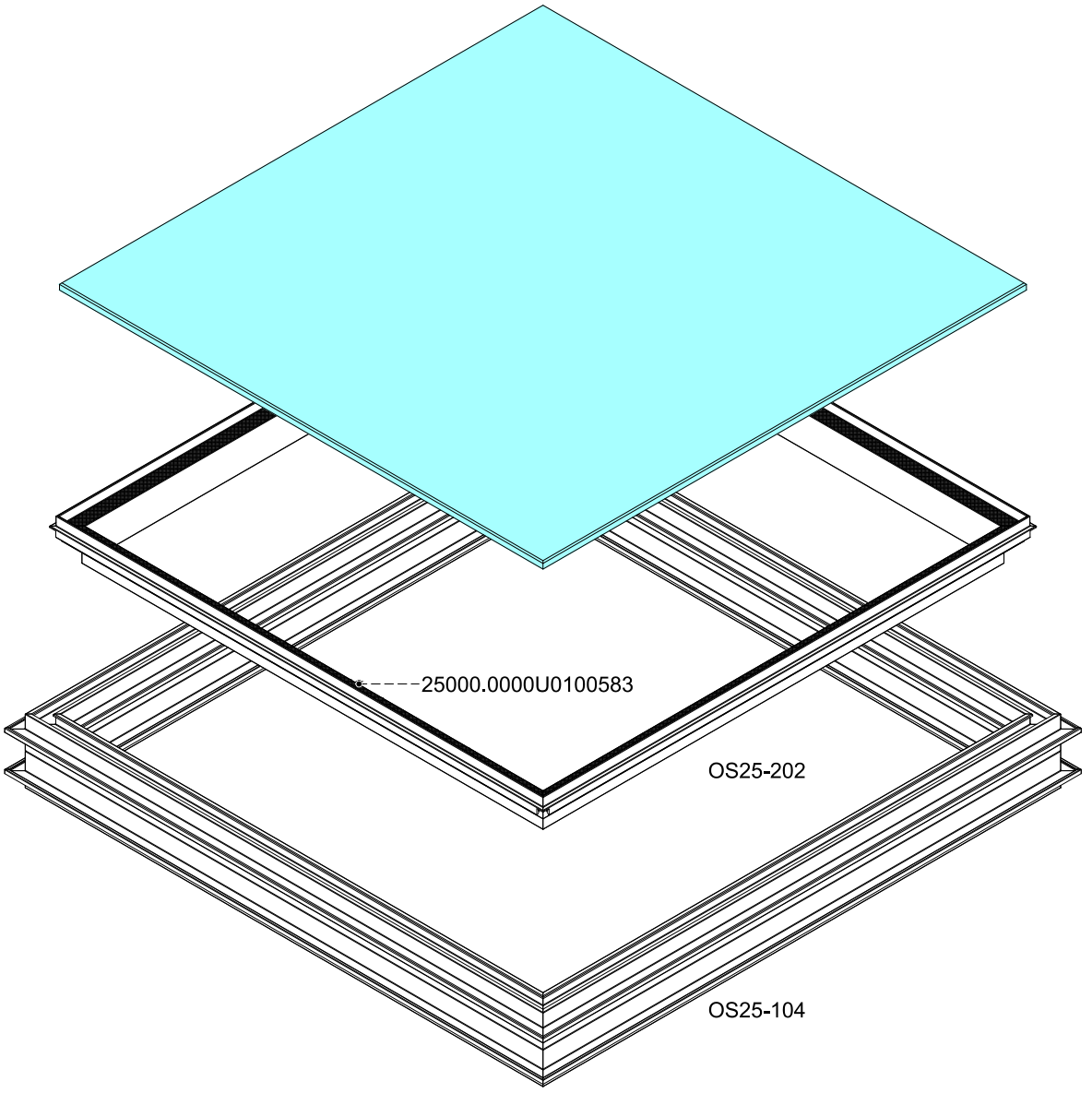

MILLING FOR OS25-710 AND ASSEMBLY WITH 2500-110
ΚΑΤΕΡΓΑΣΙΑ ΤΟΥ OS25-710 ΚΑΙ ΣΥΝΑΡΜΟΓΗ ΜΕ 2500-110

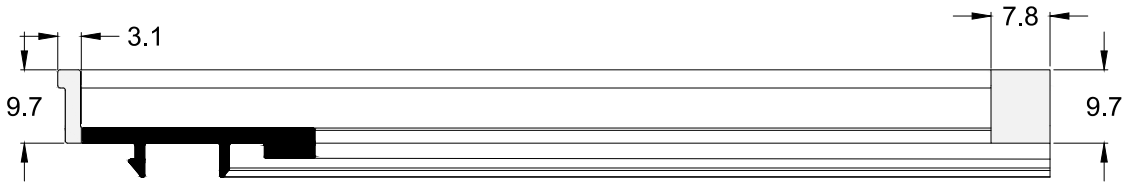

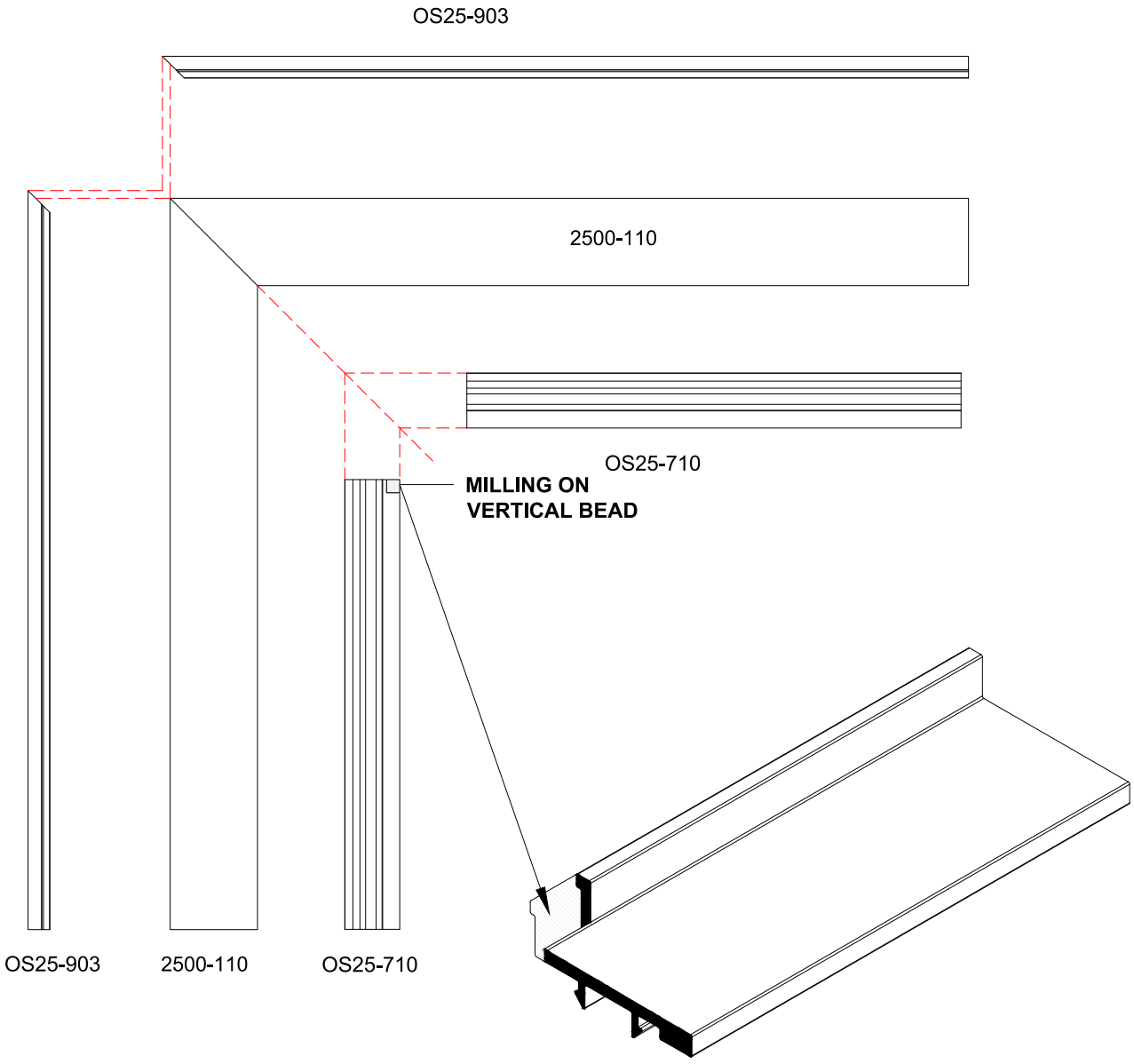

MILLING FOR OS25-710 AND ASSEMBLY WITH 2500-110
ΚΑΤΕΡΓΑΣΙΑ ΤΟΥ OS25-710 ΚΑΙ ΣΥΝΑΡΜΟΓΗ ΜΕ 2500-110

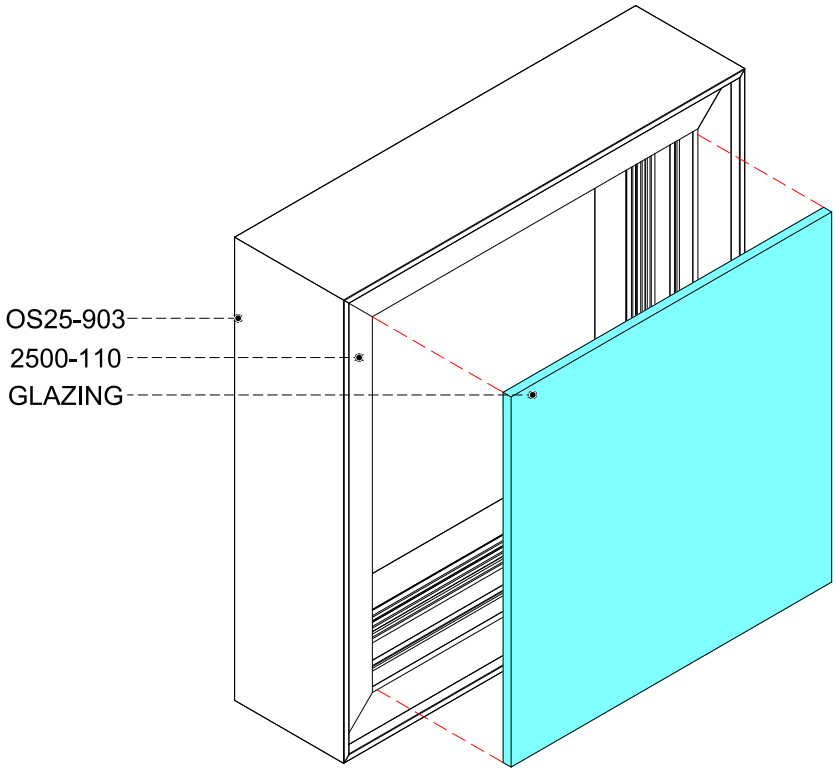

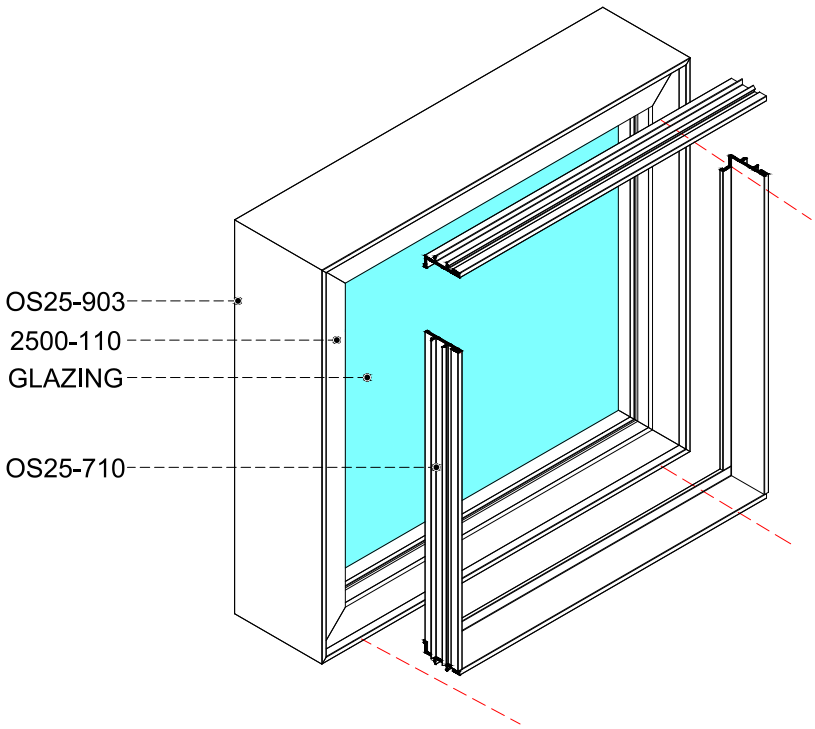

MILLINGS FOR DUMMY TRANSOM
ΚΑΤΕΡΓΑΣΙΕΣ ΣΤΟ ΚΑΙΤΙ



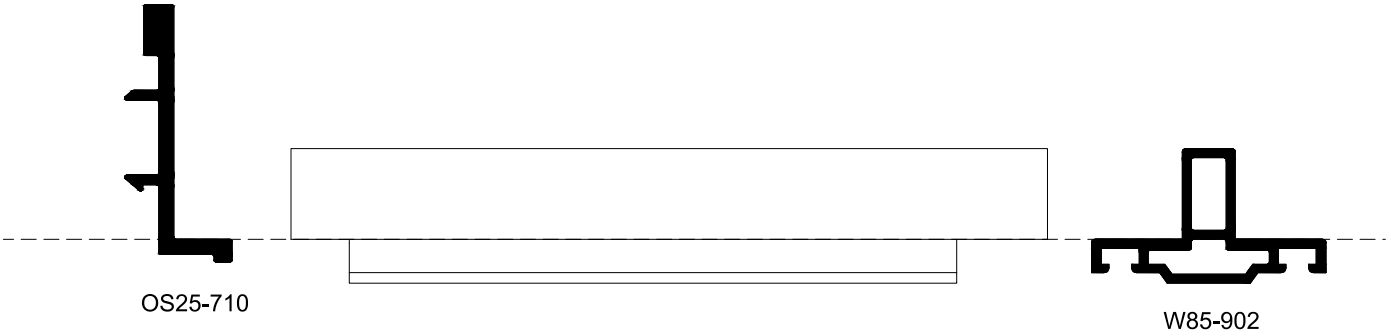

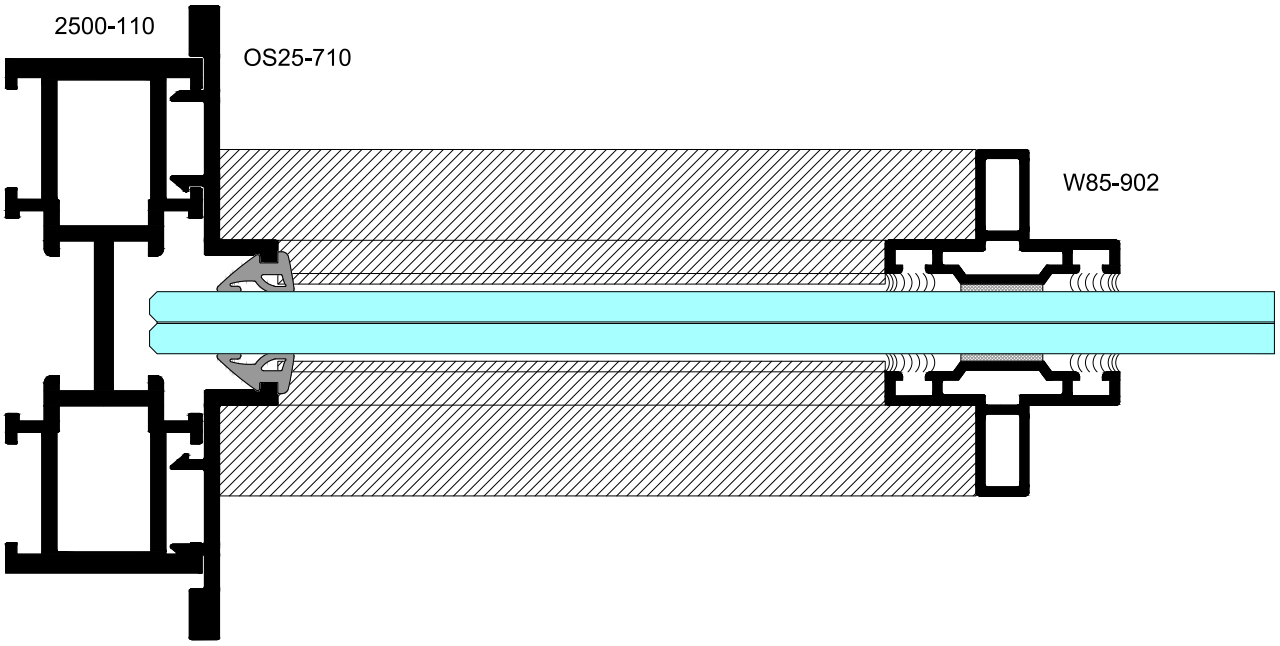

MILLINGS FOR LOCKING MECHANISM ON SASH
ΚΑΤΕΡΓΑΣΙΑ ΜΗΧΑΝΙΣΜΟΥ ΚΛΕΙΔΩΜΑΤΟΣ ΣΤΟ ΦΥΛΛΟ

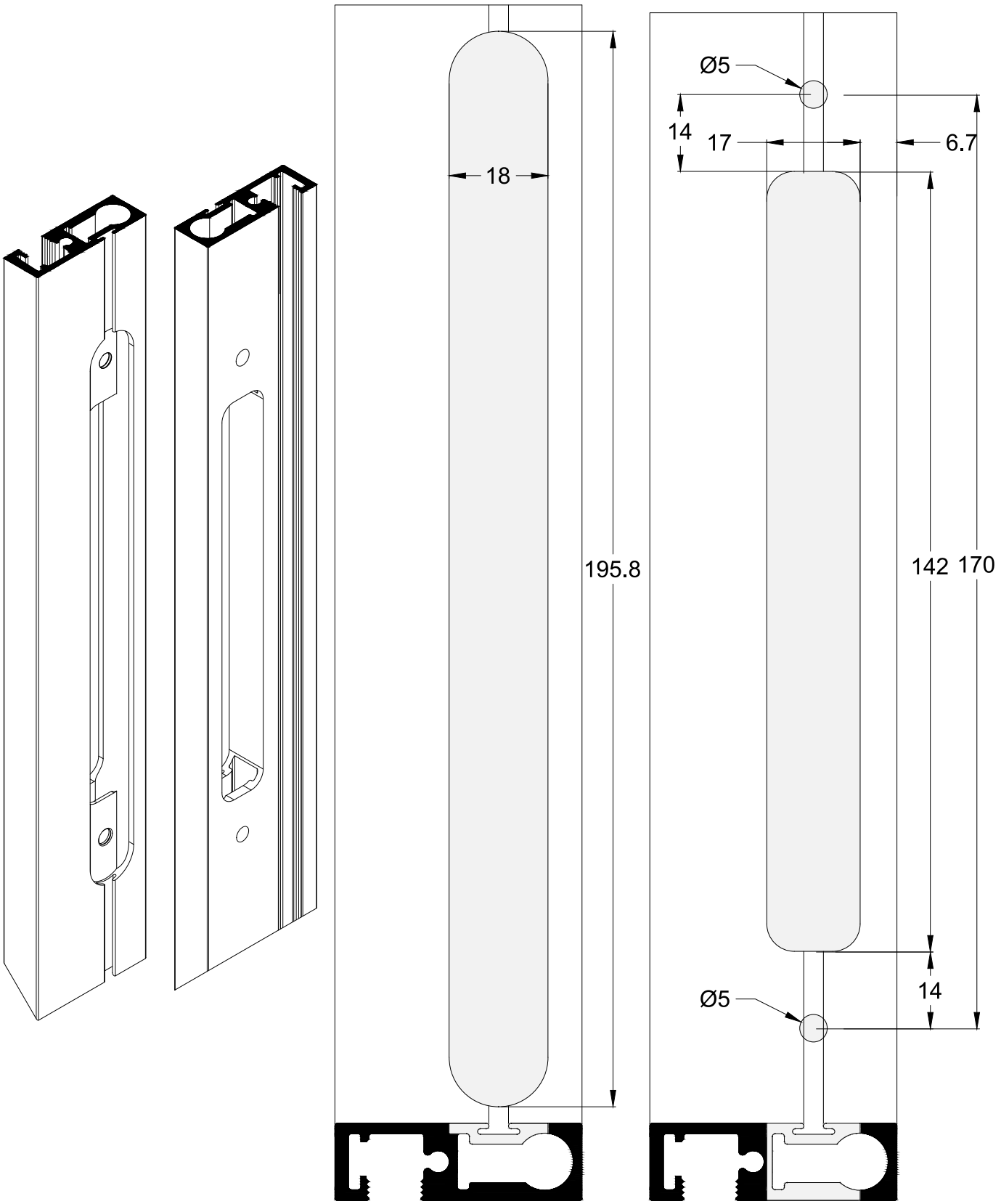

SCALE = 1:1

INSTALLATION OF LOCKING MECHANISM
ΤΟΠΟΘΕΤΗΣΗ ΜΗΧΑΝΙΣΜΟΥ ΚΛΕΙΔΑΡΙΑΣ

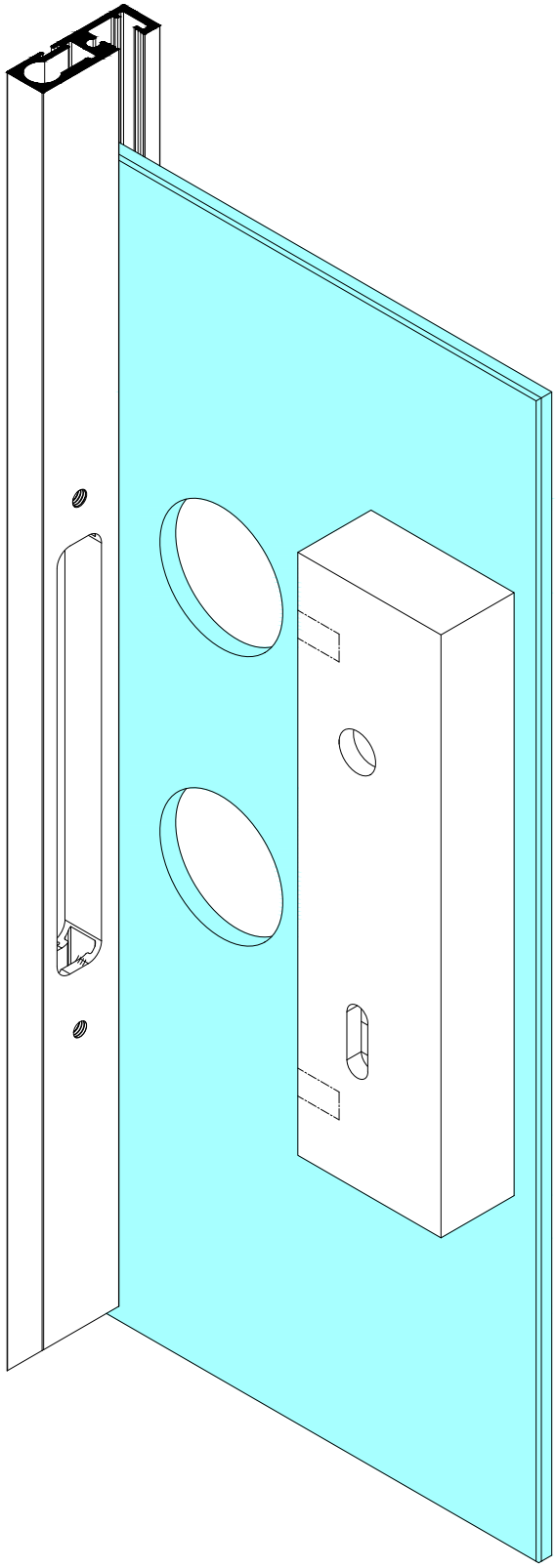

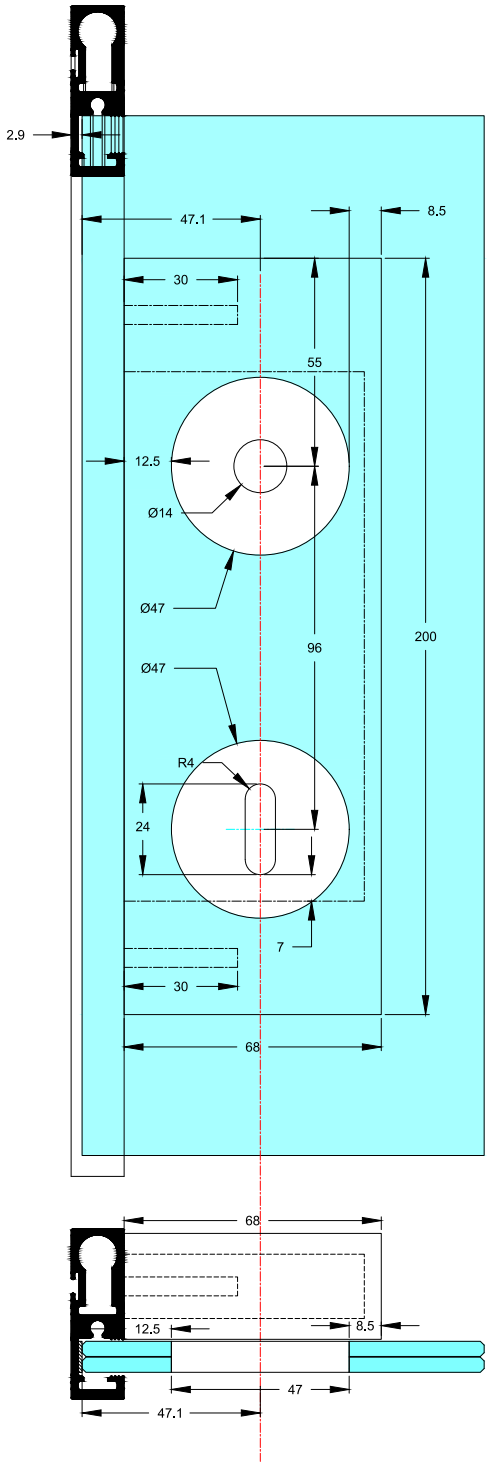

SCALE = 1:2

MILLINGS FOR LOCKING MECHANISM ON FRAME
ΚΑΤΕΡΓΑΣΙΑ ΜΗΧΑΝΙΣΜΟΥ ΚΛΕΙΔΩΜΑΤΟΣ ΣΤΗΝ ΚΑΣΑ

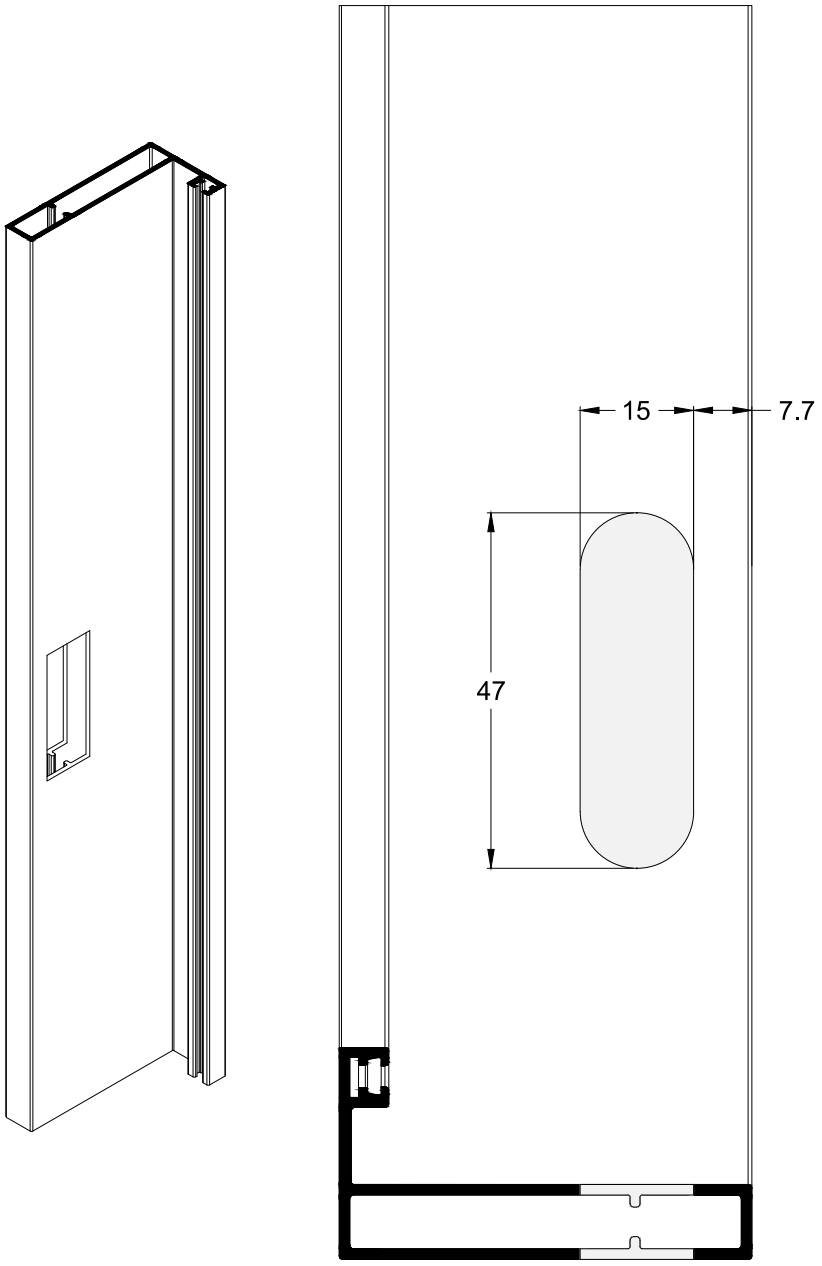

OS25-105

SCALE = 1:1

INSTALLATION OF LOCKING MECHANISM
ΤΟΠΟΘΕΤΗΣΗ ΜΗΧΑΝΙΣΜΟΥ ΚΛΕΙΔΑΡΙΑΣ

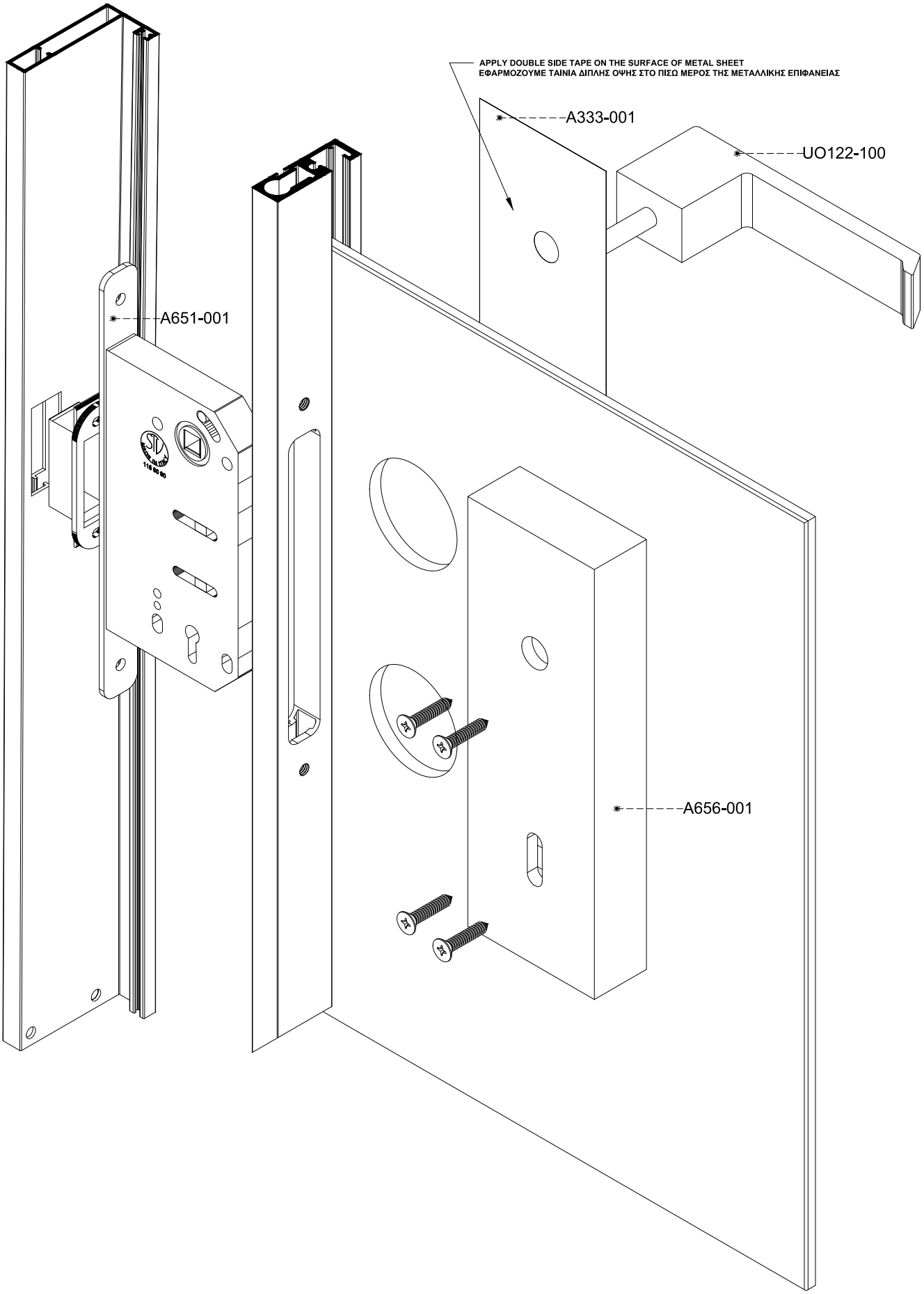

MILLINGS FOR HINGE ON DOOR SASH
ΚΑΤΕΡΓΑΣΙΕΣ ΣΕ ΦΥΛΛΟ ΠΟΡΤΑΣ

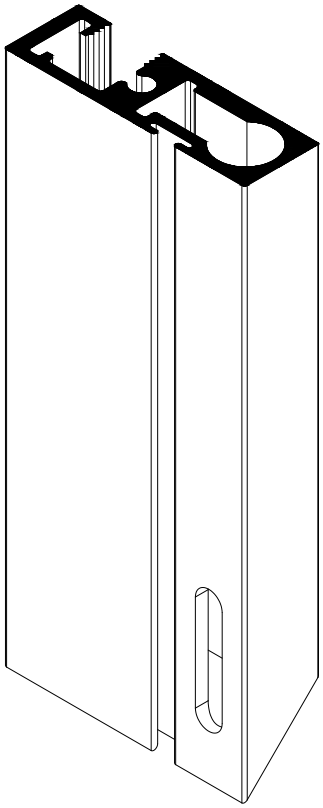

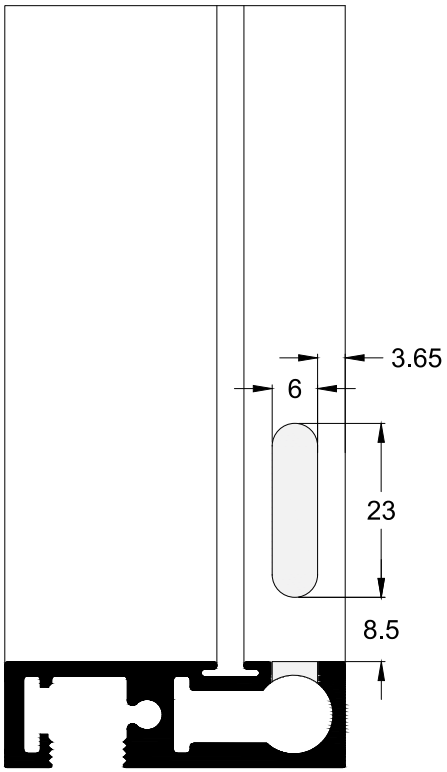

OS25-203

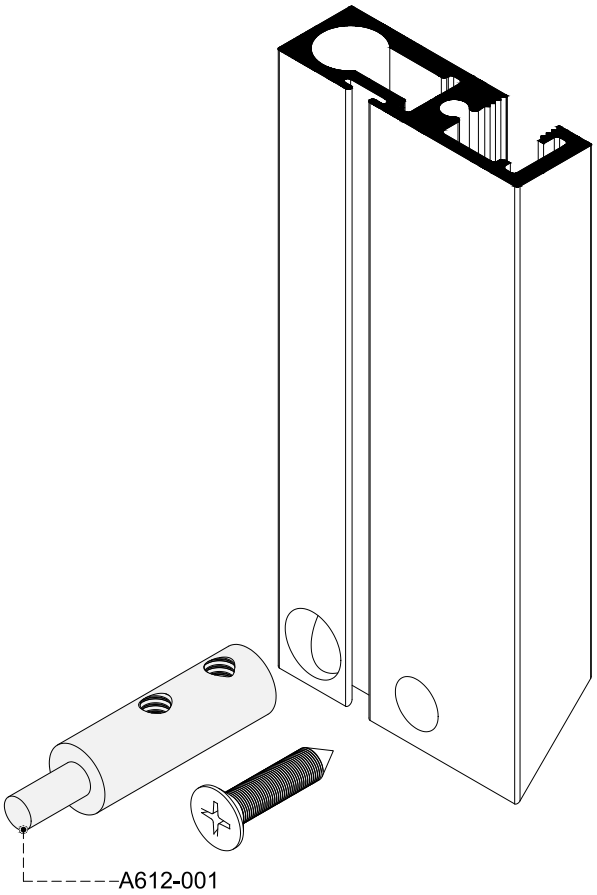

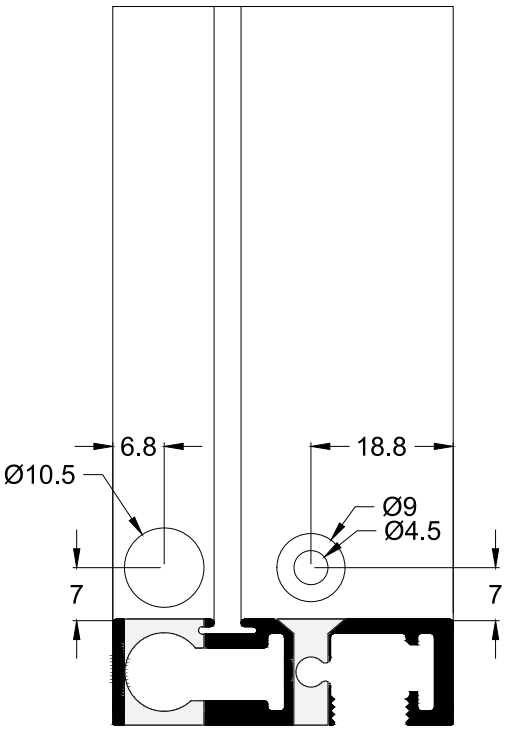

OS25-203

SCALE = 1:1

MILLINGS FOR HINGE ON DOOR FRAME AND THRESHOLD
ΚΑΤΕΡΓΑΣΙΕΣ ΣΕ ΚΑΣΑ ΚΑΙ ΚΑΤΩΚΑΣΙ ΠΟΡΤΑΣ

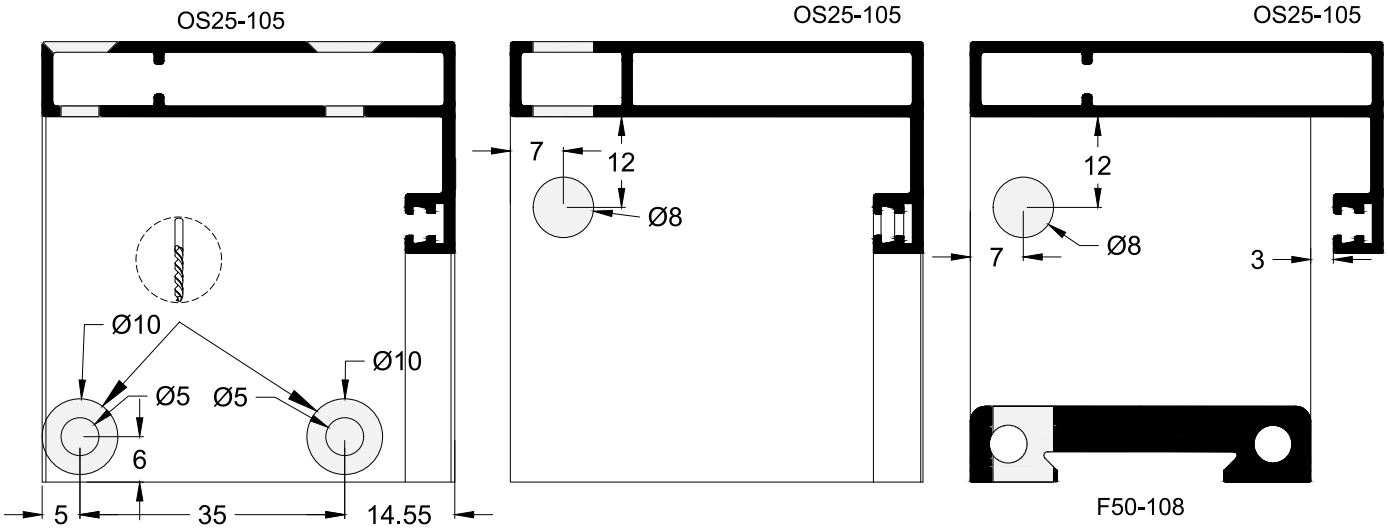

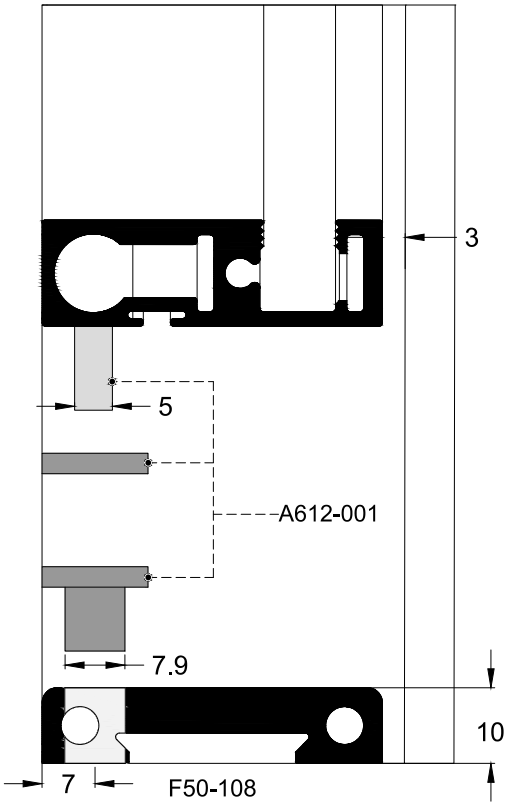

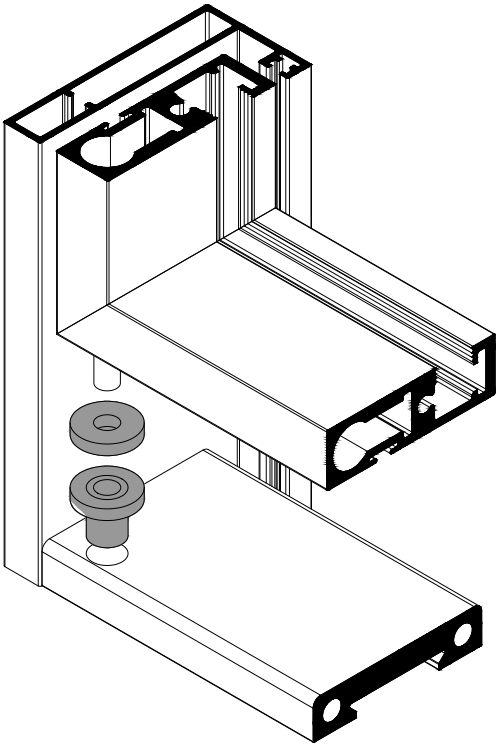

SCALE = 1:1

INSTALLATION OF CORNER JOINT ON DOOR FRAME
ΤΟΠΟΘΕΤΗΣΗ ΓΩΝΙΑΣ ΣΥΝΔΕΣΕΩΣ ΣΕ ΚΑΣΑ ΠΟΡΤΑΣ

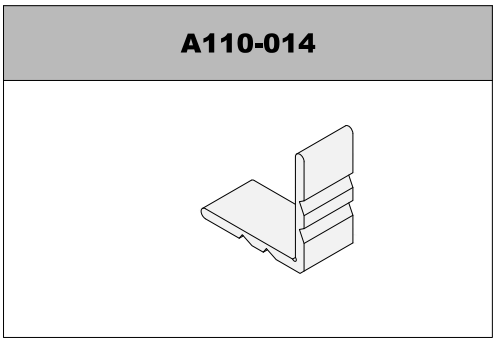

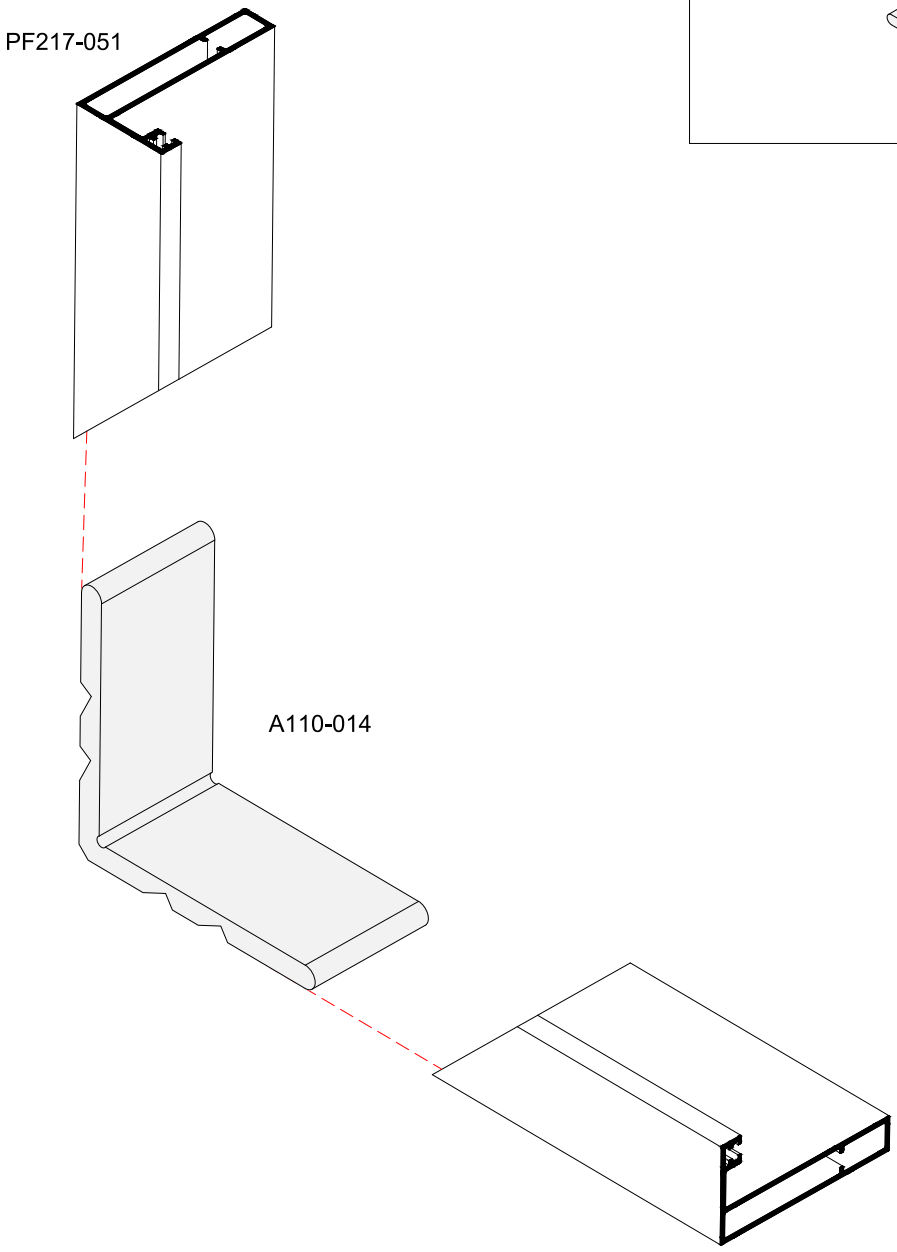

SCALE = 1:1

INSTALLATION OF ROLLER
ΤΟΠΟΘΕΤΗΣΗ ΡΑΟΥΛΟΥ

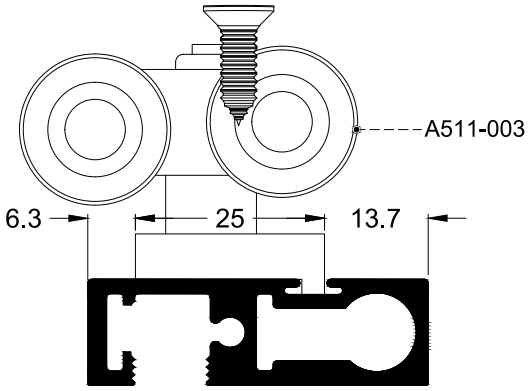

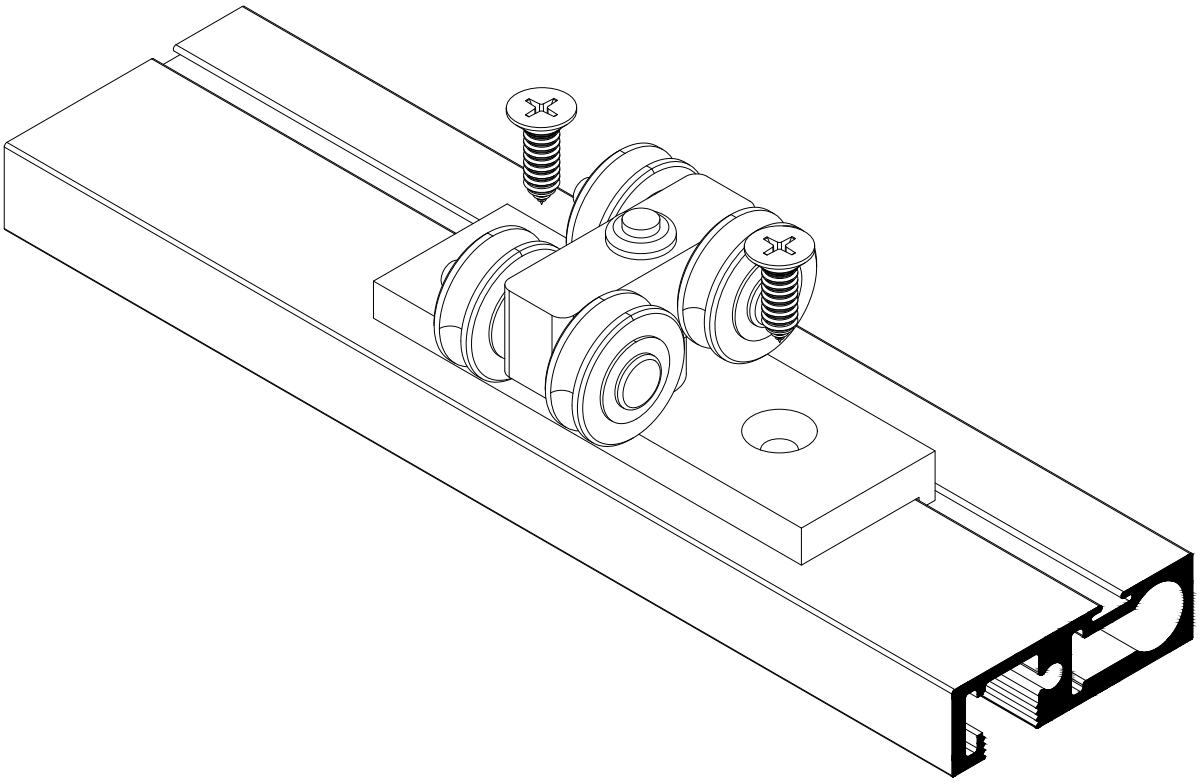

SCALE = 1:1

ALUMINCO®

OS25

Cutting Caclulations - Μέτρα Κοπής

The cutting standards are theoritical
Τα μέτρα κοπής είναι θεωρητικά

CUTTING CALCULATIONS OF COVERED DOUBLE GLASS WITH DOOR
ΜΕΤΡΑ ΚΟΠΗΣ ΤΥΠΟΛΟΓΙΑΣ ΔΙΠΛΟΥ ΤΖΑΜΙΟΥ ΜΕ ΠΟΡΤΑ

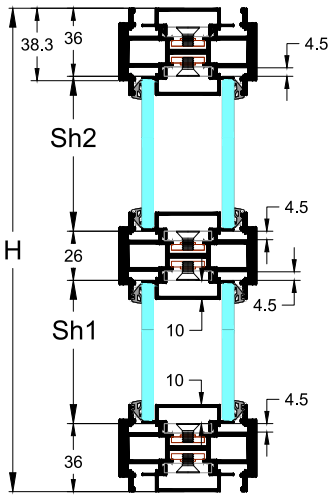

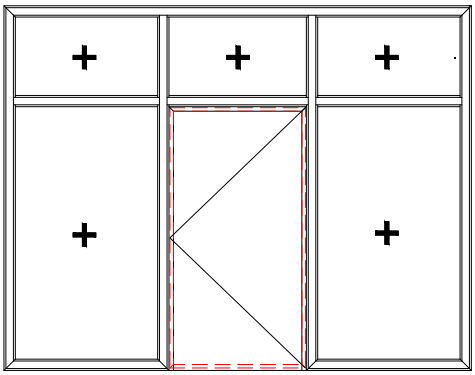

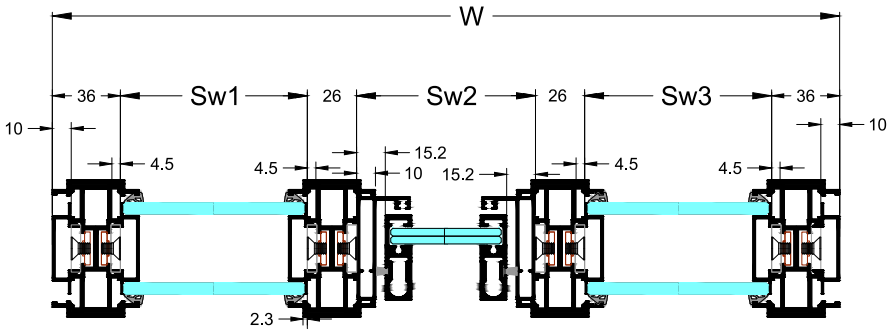

Profile	Cutting position	Description	Cutting angle & formula	Quantity	Remarks
2500-110	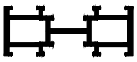	Frame width	Fw=W-20	1	Top
2500-110	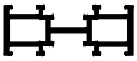	Frame height	Fh= H-20 Fh= H-20	2	Right/ Left
2500-110	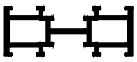	Mullion Height	Mh= H-46 Mh= H-46	2	Right/left
2500-110	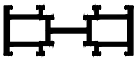	Transom Width	Tw1=Sw1 Tw2=Sw2 Tw3=Sw3	3	Right/Middle/left
2500-110	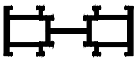	Frame Width	Fw=Sw3+52	2	Right/left
OS25-105	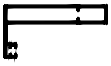	Door Frame Width	DFw=Sw2	1	Top
OS25-105	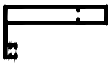	Door Frame Height	DFh=Sh1+36 DFh=Sh1+36	2	Right/left
OS25-203		Door Sash Width	DSw=DFw-30.5 DSw=DFw-30.5	2	Top/Bottom
OS25-203		Door Sash Heigth	DSh=DFh-30 DSh=DFh-30	2	Top/Bottom

Profile	Cutting position	Description	Cutting angle & formula	Quantity	Remarks
OS25-709		Glazing Bead	GBw=W	2	Width
OS25-709		Glazing Bead	GBh= H	4	Height
OS25-709		Glazing Bead	GBh= H-38	4	Height
OS25-709		Glazing Bead	GBw=Sw1-4.5	2	Width
OS25-709		Glazing Bead	GBw=Sw2-4.5	2	Width
OS25-709		Glazing Bead	GBw=Sw3-4.5	2	Width
OS25-709		Glazing Bead	GBw=Sw1+72	4	Width
OS25-902		Cover	Cw=W	1	Width
OS25-902		Cover	Cw=Sw1+72	2	Width
OS25-902		Cover	Cw=Sw1	10	Width
OS25-902		Cover	Ch=H	2	Height
OS25-902		Cover	Ch=Sh1-20	4	Height
OS25-902		Cover	Ch=Sh2-20	6	Height
F50-108		Door Frame Width	DFw=DFw-20	1	Bottom

Code	Drawing	Description	Cutting angle & formula	Quantity	Remarks
US521-02		Gasket	2Sh+2Sw (In accordance to every window frame)	-	m
A123-001		corner	-	20	Pcs
A110-014		Crimping corner for Frame	-	2	Pcs

CUTTING CALCULATIONS OF STRUCTURAL GLASS WITH DOOR
ΜΕΤΡΑ ΚΟΠΗΣ ΤΥΠΟΛΟΓΙΑΣ STRUCTURAL ΤΖΑΜΙΟΥ ΜΕ ΠΟΡΤΑ

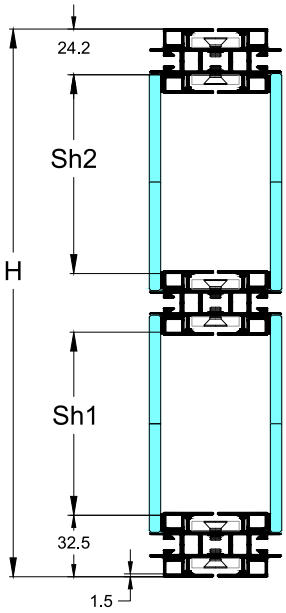

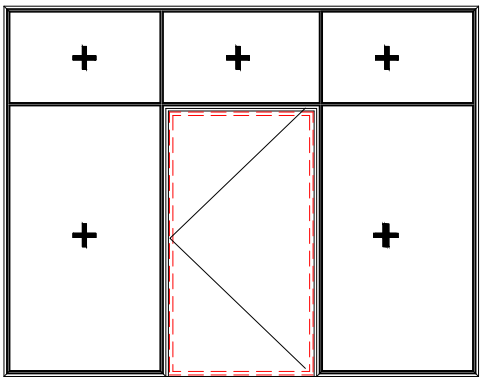

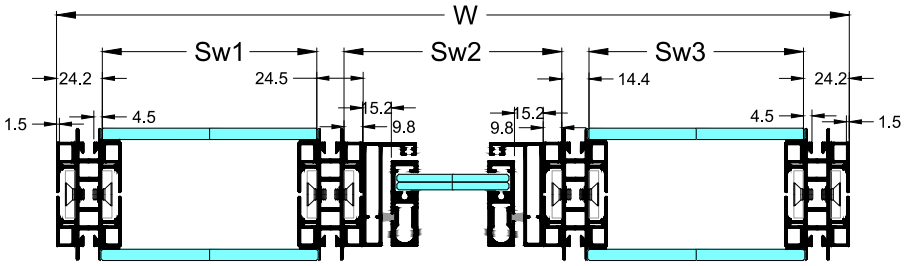

Profile	Cutting position	Description	Cutting angle & formula	Quantity	Remarks
OS25-104	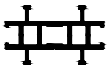	Frame width	Fw=W-3	1	Top
OS25-104	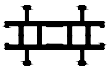	Frame height	Fh= H-3 Fh= H-3	2	Right/ Left
OS25-104	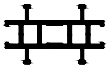	Mullion Height	Mh= H-25.5 Mh= H-25.5	2	Right/left
OS25-104	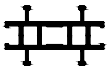	Transom Width	Tw1=Sw1 Tw2=Sw2 Tw3=Sw3	3	Right/Middle/left
OS25-104	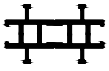	Frame Width	Fw=Sw3+45.5	2	Right/left
OS25-105	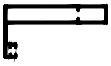	Door Frame Width	DFw=Sw2-19.5	1	Top
OS25-105	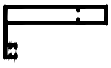	Door Frame Height	DFh=Sh1+32.5 DFh=Sh1+32.5	2	Right/left
OS25-203		Door Sash Width	DSw=DFw-30.5 DSw=DFw-30.5	2	Top/Bottom
OS25-203		Door Sash Heigth	DSh=DFh-30 DSh=DFh-30	2	Top/Bottom

Profile	Cutting position	Description	Cutting angle & formula	Quantity	Remarks
OS25-202		Sash	Sw=W	2	Width
OS25-202		Sash	Sh= H	4	Height
OS25-202		Sash	Sw=Sw1+9	22	Width
OS25-202		Sash	Sw=Sw1+48.5	4	Width
OS25-202		Sash	Sh= Sh1+9	12	Height
OS25-202		Sash	Sh= Sh2+9	12	Height
F50-108		Door Frame Width	DFw=DFw-20	1	Bottom

Code	Drawing	Description	Cutting angle & formula	Quantity	Remarks
A123-002		corner	-	20	Pcs
A110-014		Crimping corner for Frame	-	2	Pcs
25000-0000U0100583	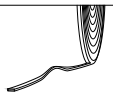	Double Sided Tape	2Sh+2Sw (In accordance to every window frame)	-	m

CUTTING CALCULATIONS OF SINGLE GLASS WITH DOOR
ΜΕΤΡΑ ΚΟΠΗΣ ΤΥΠΟΛΟΓΙΑΣ ΜΟΝΟΥ ΤΖΑΜΙΟΥ ΜΕ ΠΟΡΤΑ

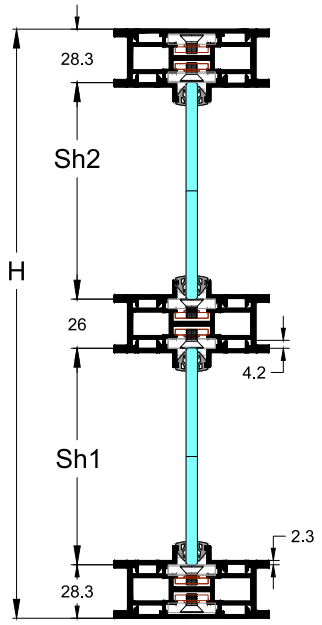

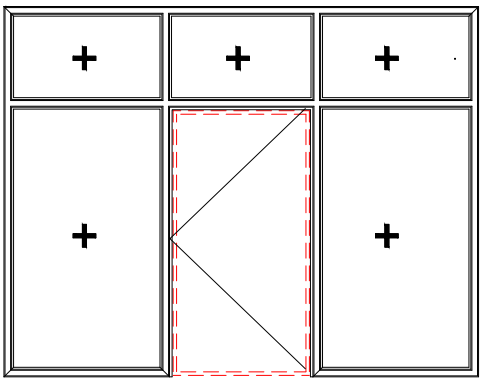

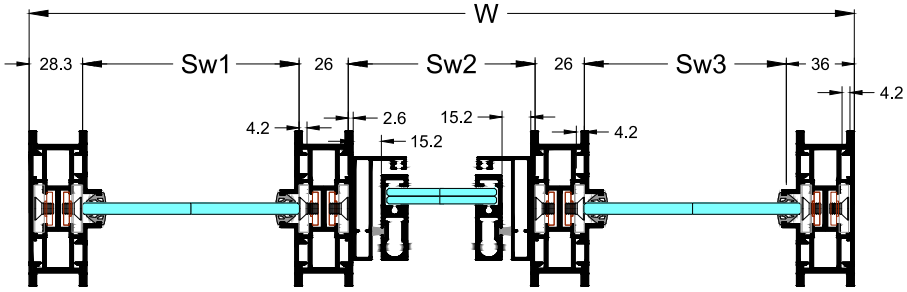

Profile	Cutting position	Description	Cutting angle & formula	Quantity	Remarks
2500-110	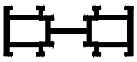	Frame width	Fw=W-4	1	Top
2500-110	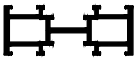	Frame height	Fh= H-4 Fh= H-4	2	Right/ Left
2500-110	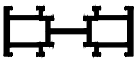	Mullion Height	Mh= H-30.5 Mh= H-30.5	2	Right/left
2500-110	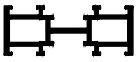	Transom Width	Tw1=Sw1 Tw2=Sw2 Tw3=Sw3	3	Right/Middle/left
2500-110	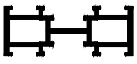	Frame Width	Fw=Sw3+52	2	Right/left
OS25-105	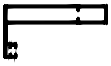	Door Frame Width	DFw=Sw2-5	1	Top
OS25-105	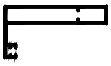	Door Frame Height	DFh=Sh1+26 DFh=Sh1+26	2	Right/left
OS25-203		Door Sash Width	DSw=DFw-30.5 DSw=DFw-30.5	2	Top/Bottom
OS25-203		Door Sash Heigth	DSh=DFh-30 DSh=DFh-30	2	Top/Bottom

Profile	Cutting position	Description	Cutting angle & formula	Quantity	Remarks
OS25-710		Glazing Bead	GBh= Sh1-4.5	8	Height
OS25-710		Glazing Bead	GBw= Sw1	20	Width
OS25-710		Glazing Bead	GBh= Sh2-4.5	12	Height
OS25-903		Cover	Cw=W	1	Width
OS25-903		Cover	Ch=H	2	Height
OS25-903		Cover	Cw=Sw1+57	2	Width
OS25-903		Cover	Cw=Sw2+8.5	1	Width
OS25-903		Cover	Ch=Sh1+32.5	2	Height
F50-108		Door Frame Width	DFw=DFw-20	1	Bottom

Code	Drawing	Description	Cutting angle & formula	Quantity	Remarks
US521-02		Gasket	2Sh+2Sw (In accordance to every window frame)	-	m
A123-001		corner	-	20	Pcs
A110-014		Crimping corner for Sash	-	4	Pcs

ALUMINCO®

OS25

Accessories -
Εξαρτήματα

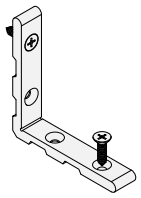	**Code** | Κωδικός: A123-001	Description MECHANICAL CORNER Περιγραφή ΜΗΧΑΝΙΚΗ ΓΩΝΙΑ **Package** | Συσκευασία: 50 pcs/τμχ
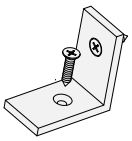	**Code** | Κωδικός: A123-002	Description MECHANICAL CORNER Περιγραφή ΜΗΧΑΝΙΚΗ ΓΩΝΙΑ **Package** | Συσκευασία: 50 pcs/τμχ
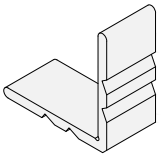	**Code** | Κωδικός: A110-014	Description CRIMING CORNER Περιγραφή ΓΩΝΙΑ ΓΩΝΙΑΣΤΡΑΣ **Package** | Συσκευασία: 50 pcs/τμχ
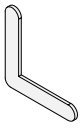	**Code** | Κωδικός: E410-205	Description ALIGNMENT CORNER Περιγραφή ΓΩΝΙΑ ΕΥΘΥΓΡΑΜΜΙΣΕΩΣ **Package** | Συσκευασία: 50 pcs/τμχ
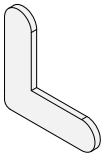	**Code** | Κωδικός: A140-001	Description ALIGNMENT CORNER Περιγραφή ΓΩΝΙΑ ΕΥΘΥΓΡΑΜΜΙΣΕΩΣ **Package** | Συσκευασία: 50 pcs/τμχ
	**Code** | Κωδικός: US506-1FSA/M/G 6mm	Description BRUSHES (A=WHITE/ M=BLACK/ G=GREY) Περιγραφή ΒΟΥΡΤΣΑΚΙΑ (A=ΛΕΥΚΟ/ M=ΜΑΥΡΟ/ G=ΓΚΡΙ) **Package** | Συσκευασία: 350 m
	**Code** | Κωδικός: US510-1FSA/M/G 10mm	Description BRUSHES (A=WHITE/ M=BLACK/ G=GREY) Περιγραφή ΒΟΥΡΤΣΑΚΙΑ (A=ΛΕΥΚΟ/ M=ΜΑΥΡΟ/ G=ΓΚΡΙ) **Package** | Συσκευασία: 200 m

	**Code** | Κωδικός: US521-02	Description GLAZING GASKET Περιγραφή ΛΑΣΤΙΧΟ ΣΦΗΝΑ ΤΖΑΜΙΟΥ **Package** | Συσκευασία: 250 m
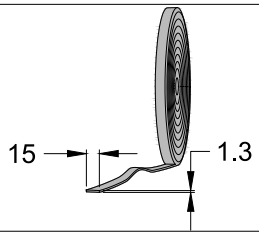	**Code** | Κωδικός: 2200-877	Description DOUBLE SIDED TAPE Περιγραφή ΤΑΙΝΙΑ ΔΙΠΛΗΣ ΟΨΕΩΣ **Package** | Συσκευασία: - m
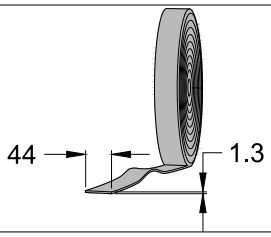	**Code** | Κωδικός: ED090-882	Description DOUBLE SIDED TAPE Περιγραφή ΤΑΙΝΙΑ ΔΙΠΛΗΣ ΟΨΕΩΣ **Package** | Συσκευασία: - m
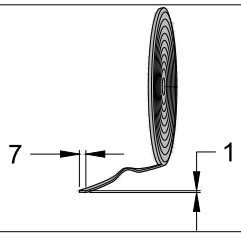	**Code** | Κωδικός: 25000-0000U0100583	Description DOUBLE SIDED TAPE Περιγραφή ΤΑΙΝΙΑ ΔΙΠΛΗΣ ΟΨΕΩΣ **Package** | Συσκευασία: - m
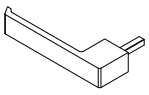	**Code** | Κωδικός: UO122-100 A/M/AN/AB	Description QUADRA HANDLE WHITE, BLACK, ANODIZED NATURAL, ANODIZED BLACK Περιγραφή ΠΟΜΟΛΟ ΚΑΡΕ QUADRA ΛΕΥΚΟ, ΜΑΥΡΟ, ΦΥΣΙΚΗ ΑΝΟΔΙΩΣΗ, ΜΑΥΡΗ ΑΝΟΔΙΩΣΗ **Package** | Συσκευασία: 1 pcs/τμχ
	**Code** | Κωδικός: A651-001	Description MECHANISM WITH SQUARE PIN Περιγραφή ΜΗΧΑΝΙΣΜΟΣ ΜΕ ΚΑΡΕ **Package** | Συσκευασία: 1 pcs/τμχ
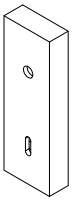	**Code** | Κωδικός: A656-001	Description LOCK CASE Περιγραφή ΚΑΣΕΤΑ ΜΗΧΑΝΙΣΜΟΥ **Package** | Συσκευασία: 1 pcs/τμχ

	**Code** | Κωδικός: A333-001	Description METAL SHEET FOR LOCK CASE WHITE, BLACK, ANODIZED NATURAL, ANODIZED BLACK Περιγραφή ΜΕΤΑΛΛΙΚΗ ΕΠΙΦΑΝΕΙΑ ΓΙΑ ΚΑΣΕΤΑ ΜΗΧΑΝΙΣΜΟΥ ΛΕΥΚΗ, ΜΑΥΡΗ, ΦΥΣΙΚΗ ΑΝΟΔΙΩΣΗ, ΜΑΥΡΗ ΑΝΟΔΙΩΣΗ **Package** | Συσκευασία: 1 pcs/τμχ

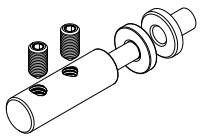	**Code** | Κωδικός: A612-001	Description HINGE Περιγραφή ΜΕΝΤΕΣΕΣ ΠΟΡΤΑΣ **Package** | Συσκευασία: 2 pcs/τμχ

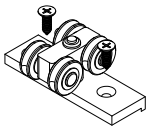	**Code** | Κωδικός: A511-003	Description DOOR ROLLER Περιγραφή ΡΑΟΥΛΟ ΠΟΡΤΑΣ **Package** | Συσκευασία: 2 pcs/τμχ

	**Code** | Κωδικός: EA410-408	Description FOAM GASKET FOR FRAME-SASH WITH EPDM BASE Περιγραφή ΛΑΣΤΙΧΟ ΚΑΣΑΣ-ΦΥΛΛΟΥ ΑΦΡΩΔΕΣ ΜΕ ΣΚΛΗΡΗ ΒΑΣΗ (EPDM) **Package** | Συσκευασία: 250m

NOTES / ΣΗΜΕΙΩΣΕΙΣ

INSTRUCTIONS FOR THE CONSTRUCTION OF FRAMES

- Fabricator should always have all the necessary technical documentation, manuals and catalogs of systems that describe all the details of any type of construction.
- Fabricator should be aware of the possibilities of profiles in order to provide the appropriate solutions for each case at the client.
- Fabricator should have all the necessary tools and machinery in order to produce high quality products.
- Milling and machining on profiles must be executed with absolute precision based on the instructions of the technical manuals.
- At the cutting points (piercing) of profiles is necessary to use protective materials (Bourgal), to avoid the appearance of electrolysis.
- At the assembly of profiles is necessary to use sealant (polyurethane adhesive) in order to seal the profiles from any water inflows and air.
- Fabricator should always use all the necessary accessories and mechanisms recommended by the company to ensure the quality and proper functionality of the frames.
- At the construction and installation of the frames, screws should be of stainless steel or galvanized to prevent corrosion.
- Fabricator should open all the necessary weep holes in a frame for runoff water. The number of weep holes depend on the orientation and dimensions of the frame. (See technical manual).
- Fabricator should use cyanoacrylate glue to the contact points of gasket.
- Fabricator must properly support (shims application) the glazing, with plastic shims, at the projected points for the proper function of the frame. (See technical manual).
- Fabricator should select and place subframe depending on the typology of each frame for the proper support of the frame.
- Fabricator should estimate a perimeter joint between the frame and subframe of 2,5-3mm for non-Thermal Insulating systems and 5-6mm for Thermal Insulating systems.
- Fabricator must choose the correct sealing materials during installation. More specifically:
  1. We place neutral silicone or polyurethane sealant at the bottom, inner and outer of the frame, between frame and sill.
  2. We place acrylic putty both sides and on the top inner and outer of the frame, between the frame and the wall. Painting in acrylic putty is necessary.

Attention: The surfaces (frame, sill & wall) must be clean and dry for the effective adhesion of insulating materials.

INSTRUCTIONS FOR PROTECTION & MAINTENANCE OF FRAMES

Aluminium systems are characterized by high resistance to weather conditions and time. To ensure and maintain good function and timeless beauty, it is necessary to follow the simple but basic below rules for proper maintenance and cleaning:

- Aluminium profiles must be cleaned at regular basis.
- In industrial or coastal areas, cleaning must be done more often and with great meticulousness.
- At the time of cleaning is recommended to use water and cleaners with a neutral pH.
- Alkaline materials such as cement, lime and plaster should not remain, at any time, on the aluminium surface.
- Immediately after the installation of frames, the protective film must be removed from the surface of aluminium, where its exposure to sunlight may cause a serious damage.
- The moving parts, mechanisms and gaskets should be cleaned and lubricated with silicone spray periodically.
- In any case, a full maintenance control of aluminium systems - once a year - is necessary from a professional fabricator.

For any questions on technical matters, contact the technical department of the company.

ΟΔΗΓΙΕΣ ΓΙΑ ΤΗΝ ΚΑΤΑΣΚΕΥΗ ΤΩΝ ΚΟΥΦΩΜΑΤΩΝ

- Ο κατασκευαστής οφείλει να έχει όλα τα απαραίτητα τεχνικά έντυπα, εγχειρίδια και καταλόγους των συστημάτων που περιγράφουν όλες τις λεπτομέρειες για οποιαδήποτε κατασκευή.
- Ο κατασκευαστής θα πρέπει να γνωρίζει τις δυνατότητες των προφίλ και να δίνει σωστές και ενδεδειγμένες λύσεις για κάθε περίπτωση στον πελάτη του.
- Ο κατασκευαστής οφείλει να διαθέτει όλα τα απαραίτητα εργαλεία και μηχανολογικό εξοπλισμό, προκειμένου να παράγει άριστης ποιότητας τελικό προϊόν.
- Οι κατεργασίες - χαντρώματα των προφίλ θα πρέπει να εκτελούνται με απόλυτη ακρίβεια με βάση τις οδηγίες των τεχνικών εγχειριδίων.
- Στα σημεία κοπής, χαντρώματος των προφίλ είναι απαραίτητη η χρήση προστατε υτικών υλικών (Bourgal), για την αποφυγή εμφάνισης ηλεκτρόλυσης.
- Κατά τη συναρμογή των προφίλ, είναι απαραίτητη η χρήση αρμόκολλας προκειμένου να σφραγίζονται από τυχόν εισρροές νερού και αέρα.
- Ο κατασκευαστής οφείλει και πρέπει να χρησιμοποιεί εξαρτήματα και μηχανισμούς που προτείνει η εταιρία, ώστε να διασφαλίζεται η ποιότητα και η σωστή λειτουργία των κουφωμάτων.
- Κατά την κατασκευή και τοποθέτηση των κουφωμάτων οι βίδες θα πρέπει να είναι γαλβανιζέ ή ανοξείδωτες για την αποφυγή διάβρωσης.
- Ο κατασκευαστής οφείλει να ανοίγει τον απαραίτητο αριθμό νεροχυτών σε ένα κούφωμα για την απορροή των υδάτων, ο οποίος εξαρτάται από τον προσανατολισμό και τη διάσταση του κουφώματος. (Βλέπε τεχνικό εγχειρίδιο).
- Ο κατασκευαστής θα πρέπει να χρησιμοποιεί κυανοακριλλική κόλλα για τη συγκόλληση των ελαστικών.
- Ο κατασκευαστής οφείλει να κάνει σωστή στήριξη (τακάρισμα) των υαλοπινάκων, με πλαστικά τακάκια, στα προβλεπόμενα σημεία, για τη σωστή λειτουργία του κουφώματος. (Βλέπε τεχνικό εγχειρίδιο).
- Ο κατασκευαστής θα πρέπει ανάλογα με την τυπολογία κάθε κουφώματος να επιλέγει και να τοποθετεί ψευδόκασα, ώστε να έχουμε σωστή στήριξη του κουφώματος.
- Ο κατασκευαστής θα πρέπει να υπολογίσει περιμετρικά έναν αρμό μεταξύ ψευδόκασας και κουφώματος 2,5-3mm στα ψυχρά και 5-6mm στα θερμοδιακοπτόμενα.
- Ο κατασκευαστής πρέπει να επιλέγει τα σωστά υλικά στεγάνωσης κατά την τοποθέτηση.
  1. Στο κάτω μέρος εσωτερικά και εξωτερικά του κουφώματος μεταξύ κάσας - μαρμαροποδιάς τοποθετούμε ουδέτερη σιλικόνη ή πολυουρεθανική αρμόκολλα.
  2. Στις πλευρές και στο επάνω μέρος εσωτερικά και εξωτερικά του κουφώματος μεταξύ κάσας – τοιχοποιίας τοποθετούμε ακρυλικό στόκο, ο οποίος επιδέχεται βάψιμο. Το βάψιμο στον ακρυλικό στόκο είναι απαραίτητο.

Προσοχή: Οι επιφάνειες (κουφώματος, μαρμαροποδιάς & τοιχοποιίας) να είναι καθαρές και στεγνές, για την αποτελεσματική πρόσφυση των μονωτικών υλικών.

ΟΔΗΓΙΕΣ ΣΥΝΤΗΡΗΣΗΣ ΚΟΥΦΩΜΑΤΩΝ

Τα συστήματα αλουμινίου χαρακτηρίζονται από την υψηλή ανθεκτικότητα τους στις καιρικές συνθήκες και στο χρόνο. Για τη διασφάλιση και διατήρηση της διαχρονικά καλής λειτουργίας και αισθητικής, χρειάζεται να ακολουθούνται οι παρακάτω απλοί, αλλά βασικοί κανόνες σωστής συντήρησης και καθαρισμού:

- Τα προφίλ αλουμινίου πρέπει να καθαρίζονται σε τακτά χρονικά διαστήματα. Σε βιομηχανικές ή παραθαλάσσιες περιοχές, ο καθαρισμός τους πρέπει να γίνεται συχνότερα και με πολύ μεγάλη σχολαστικότητα.
- Για τον καθαρισμό του αλουμινίου συνιστάται η χρήση νερού και προϊόντων καθαρισμού με ουδέτερο pH.
- Προσοχή σε αλκαλικά υλικά, όπως τσιμέντο, ασβέστης και γύψος, τα οποία δε πρέπει να μένουν καθόλου προσκολλημένα επάνω στην επιφάνεια του αλουμινίου.
- Αμέσως μετά την τοποθέτηση των κουφωμάτων θα πρέπει να αφαιρείται το προστατευτικό φιλμ από την επιφάνεια του αλουμινίου, η έκθεσή του στην ηλιακή ακτινοβολία δημιουργεί πρόβλημα.
- Τα κινητά μέρη, οι μηχανισμοί και τα ελαστικά θα πρέπει να καθαρίζονται και να λιπαίνονται με σπρέι σιλικόνης σε τακτά χρονικά διαστήματα.
- Σε κάθε περίπτωση 1 φορά το χρόνο είναι απαραίτητος ο έλεγχος - συντήρηση των συστημάτων αλουμινίου από επαγγελματία αλουμινοκατασκευαστή.

Για οποιαδήποτε απορία σε τεχνικά θέματα, επικοινωνήστε με το τεχνικό τμήμα της εταιρίας.

ARCHITECTURAL ALUMINIUM SYSTEMS / ΑΡΧΙΤΕΚΤΟΝΙΚΑ ΣΥΣΤΗΜΑΤΑ ΑΛΟΥΜΙΝΙΟΥ

SLIDING SYSTEMS
ΣΥΡΟΜΕΝΑ ΣΥΣΤΗΜΑΤΑ


SL200


SL320


SL2450


SL2700


SL2900

BI-FOLDING SYSTEM
ΠΤΥΣΣΟΜΕΝΟ ΣΥΣΤΗΜΑ


FD4600

OPENING SYSTEMS
ΑΝΟΙΓΟΜΕΝΑ ΣΥΣΤΗΜΑΤΑ


W400


W450


W450HS


W540


W4750

W4900

ENTRANCE DOORS
ΠΟΡΤΕΣ ΕΙΣΟΔΟΥ


D75


D90

ROLLING SHUTTER SYSTEM
ΣΥΣΤΗΜΑ ΡΟΛΟΥ


SH750

SHUTTER SYSTEM
ΣΥΣΤΗΜΑ ΠΑΝΤΖΟΥΡΙΟΥ


SH3200

SHADOW SYSTEM
ΣΥΣΤΗΜΑ ΣΚΙΑΣΗΣ


SH3400

CURTAIN WALL SYSTEM
ΣΥΣΤΗΜΑ ΥΑΛΟΠΕΤΑΣΜΑΤΟΣ


EW50

General Information

- This catalogue has been compiled with great care. The company cannot be responsible for any technical, printing or spelling errors that may occur.
- The latest version of this catalogue is available at the official website of the company www.aluminco.com.
- The company has a full range of catalogues for all products.
- Register now to aluminco.com and find the latest news, new applications and studies of ALUMINCO.

Γενικές Πληροφορίες

- Ο κατάλογος αυτός έχει συνταχτεί με μεγάλη προσοχή. Η εταιρία δεν ευθύνεται για τυχόν τεχνικά, τυπογραφικά ή ορθογραφικά λάθη που μπορεί να προκύψουν.
- Η πιο πρόσφατη έκδοση αυτού του καταλόγου είναι διαθέσιμη στην επίσημη ιστοσελίδα της εταιρείας www.aluminco.com.
- Η εταιρεία διαθέτει μια πλήρη γκάμα καταλόγων για όλα τα προϊόντα της.
- Εγγραφείτε τώρα στο aluminco.com και μάθετε πρώτοι τα τελευταία νέα, εφαρμογές και μελέτες της ALUMINCO.



- The date of issue of this catalogue is written at the back cover.
- Η ημερομηνία έκδοσης του καταλόγου αναγράφεται στο οπισθόφυλλο.

08/2023

ALUMINIUM BUILDING SYSTEMS

320 11 Inofita Viotia - Greece
T: +30 22620 47000
F: +30 22620 47090
E: info@aluminco.com
www.aluminco.com

320 11 Οινόφυτα Βοιωτίας
T: 22620 47000
F: 22620 47090
E: info@aluminco.com
www.aluminco.com

08/2023