

ALUMINCO[®]
ALUMINIUM BUILDING SYSTEMS



SL2700

Lift & Slide Thermal
Insulating System

Ανασυρόμενο
Θερμομονωτικό
Σύστημα

www.aluminco.com



Aluminco is among the top suppliers of innovative architectural aluminium systems

ALUMINCO S.A. was established in 1982, to meet the increasing demand for innovative products and bring life to the aluminium systems. Its vision was to become a premium, worldwide Aluminium supplier of systems that meet evolution.

By constantly investing in new technologies and placing great emphasis on research and development, ALUMINCO has developed and consolidated hundreds of aluminium products, many of which are unique in their kind, with many innovations and patents.

In ALUMINCO we implement Quality, Environmental, Occupational Health & Safety and Energy Management Systems certified according to international standards ISO 9001, ISO 14001, ISO 45001 and ISO 50001 respectively, as well as Factory Production Control System certified according to EN 15088, EN 1090 and Qualicoat Seaside Class. All product series are approved by internationally recognized certification institutes for their outstanding characteristics and performance.

Στη κορυφή της βιομηχανίας αλουμινίου, προσφέροντας καινοτόμες λύσεις αρχιτεκτονικών συστημάτων αλουμινίου

Η ALUMINCO Α.Ε. ξεκίνησε το 1982 πρωτοπόρος με όραμα και ισχυρή επιχειρηματική κουλτούρα.

Με συνεχείς επενδύσεις σε νέες τεχνολογίες και δίνοντας μεγάλη έμφαση στην έρευνα και ανάπτυξη η ALUMINCO έχει αναπτύξει και εδραιώσει εκατοντάδες προϊόντα αλουμινίου, πολλά από τα οποία είναι μοναδικά στο είδος τους, με πολλές καινοτομίες και ευρεσιτεχνίες.

Στην ALUMINCO εφαρμόζουμε Συστήματα Διαχείρισης Ποιότητας, Περιβάλλοντος, Υγείας και Ασφάλειας στην Εργασία και Διαχείρισης της Ενέργειας πιστοποιημένα κατά τα διεθνή πρότυπα ISO 9001, ISO 14001, ISO 45001 και ISO 50001 αντίστοιχα, καθώς και Σύστημα Ελέγχου Παραγωγής πιστοποιημένο κατά EN 15088, EN 1090 και Qualicoat Seaside Class, ενώ όλες οι σειρές προϊόντων ελέγχονται από διεθνώς αναγνωρισμένους φορείς και ινστιτούτα πιστοποιήσεων για τα εξαιρετικά χαρακτηριστικά και τις επιδόσεις τους.

WE ARE
A PART OF
TOMORROW



ALUMINCO[®]
ALUMINIUM BUILDING SYSTEMS

SL2700



Lift & Slide
Thermal Insulating System
for high-end structures.

Ανασυρόμενο Θερμομονωτικό
Σύστημα με στενά πλάτη προσόψεων
για ανοίγματα μεγάλου μεγέθους.



SL2700

Index - Περιεχόμενα

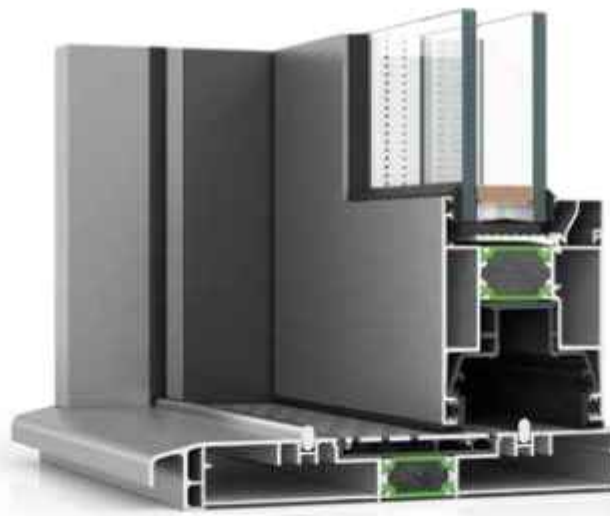
System Overview - Σύνοψη Συστήματος	9
Profile Overview - Συνοπτικός Κατάλογος	25
Profiles 1:1 - Προφίλ 1:1	35
Moments of inertia and maximum dimensions - Διαγράμματα ροπών και μέγιστες διαστάσεις	49
Glazing thickness calculation - Επιλογή πάχους υαλοπίνακα	61
Typologies - Τυπολογίες	65
Sections and material analysis - Τομές και ανάλυση υλικών	69
Fabrication manual - Οδηγίες κατασκευής	273
Drainage millings - Κατεργασίες νεροχυτών	313
Accessories - Εξαρτήματα	327



SL2700

System Overview -
Σύνοψη Συστήματος





SL2700 IDENTITY

The lift-and-slide system SL2700 represents the new generation of ALUMINCO's high-end systems. Attractive and effective slim lines, excellent thermal insulation values and high-quality components create an exceptionally uplifting atmosphere.

The architectural aesthetics are depicted on the narrow interlocking face width which permits greater visibility and flow of light, while the ground level threshold offers high comfort and ease of access.

Exceeding conventional applications and fulfilling the need for wide spans, SL2700 offers more opportunities and options to the modern professional, therefore upgraded in one of the most efficient systems in its category.

- Exceptional energy efficiency
- Impressive thermal insulation, water tightness and resistance to wind pressure.
- Minimal style and straight lines in combination with the low-level and flat threshold of 25 mm offer particularly elegant structures and facilitate the access
- Interlocking face width of only 35 mm for maximum transparency and light penetration
- The concealed lift-sliding mechanism offers smooth sliding and phenomenal functionality
- Perimetrical sealing with EPDM gaskets
- Multi-point lock with lift-and-side M/C for high burglar resistance
- Wide variety of typologies and solutions with a great flexibility in construction
- Ideal for hotel units offering unique hotel solutions

SL2700 IDENTITY

Το νέο ανασυρόμενο σύστημα SL2700 απευθύνεται σε όσους αναζητούν ανώτερα επίπεδα αισθητικής, λειτουργικότητας, ασφάλειας και ενεργειακής απόδοσης. Τα λιτά και δυναμικά στοιχεία στον σχεδιασμό της δοσμένα μάλιστα στην ιδανική αναλογία, οι ελκυστικές μινιμαλιστικές γραμμές, οι εντυπωσιακές επιδόσεις και τα υψηλής ποιότητας εξαρτήματα δημιουργούν μια εξαιρετικά ευχάριστη ατμόσφαιρα.

Η νέα αρχιτεκτονική αισθητική απεικονίζεται στο στενό γάντζο επαλληλού που επιτρέπει μεγαλύτερη ορατότητα και ροή φωτός, ενώ το χαμηλό κατώφλι προσφέρει επιπλέον άνεση και ευκολότερη πρόσβαση.

Υπερβαίνοντας τις συμβατικές εφαρμογές και ανάγκες για ανοίγματα μεγάλου μεγέθους, το SL2700 προσφέρει πολλά περισσότερα στον σύγχρονο επαγγελματία με αποτέλεσμα να συγκαταλέγεται ανάμεσα στα κορυφαία και αποδοτικότερα συστήματα της κατηγορίας του.

- Υψηλή ενεργειακή απόδοση
- Οι minimal και ευθείες γραμμές σε συνδυασμό με τον χαμηλό οδηγό 25 mm προσφέρουν ιδιαίτερα κομψές κατασκευές
- Προφίλ πλάτους 35 mm στο σημείο της επαλληλίας για τη μεγιστοποίηση του οπτικού πεδίου και του φυσικού φωτισμού
- Δυνατότητα γωνιακής κατασκευής για απεριόριστη θέα
- Πολλαπλές επιλογές οδηγών στο δάπεδο
- Περιμετρική θωράκιση με EPDM ελαστικά
- Κλειδαριά πολλαπλών σημείων προσφέρει υψηλή αντοχή στη διάρρηξη
- Δυνατότητα υλοποίησης πλήθους τυπολογιών και κάλυψη μεγάλου μεγέθους ανοιγμάτων με μεγάλη ευελιξία στην κατασκευή
- Ιδανική πρόταση για ξενοδοχειακές μονάδες παρέχοντας μοναδικές λύσεις

SL2700 Technical characteristics

Minimum face height Ελάχιστο ύψος όψης	116mm	Sash width Πλάτος φύλλου	70mm
Frame height Ύψος οδηγού	25/45mm	Sash weight Βάρος φύλλου	up to 400kg
Minimum frame width Ελάχ. πλάτος οδηγού	174mm	Glass thickness Πάχος υάλωσης	24mm - 52mm
Sash height Ύψος φύλλου	88mm	Thermal insulation Είδος θερμομόνωσης	Polyamides 30mm , Neocoat EPS
Interlock width Πλάτος γάντζου	35/ 43/ 96mm		

SL2700 Performance

Air permeability / EN12207 Αεροπερατότητα	Class 4
Water tightness / EN12208 Υδατοστεγανότητα	Class 9A
Resistance to wind load / EN12210 Αντοχή σε ανεμοπίεση	Class B4
Thermal insulation / EN10077-2 Θερμοπερατότητα	Uf from 1.7 W/m ² K
Acoustic insulation / ISO 717-1 Ηχομείωση	Rw (C;Ctr) = 42 dB

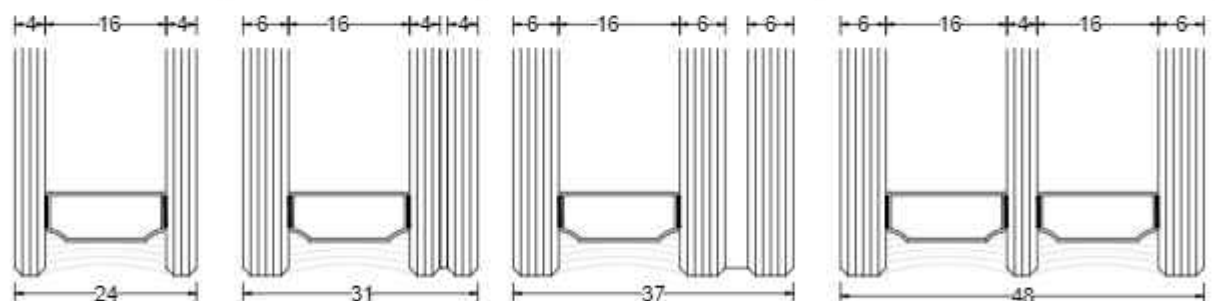
SL2700 Configurations

Lift & Slide Doors - windows Ανασυρόμενες Μπαλκονόπορτες	2Leaf sliding, 3Leaf sliding, 4Leaf double sliding, 6Leaf double sliding, 2Leaf sliding with fixed, 1Leaf sliding with fixed, 1Leaf sliding with double fixed
Angular structure Γωνιακή κατασκευή	90°

Glazing properties and characteristics

Glazing examples

Double glazing	Double glazing	Double glazing	Triple glazing
4/16/4 Low emission	6/16Argon/44.1 Low emission	6 /16Argon/P6B Low emission	6 /16Argon/4/16Argon/6 Low emission



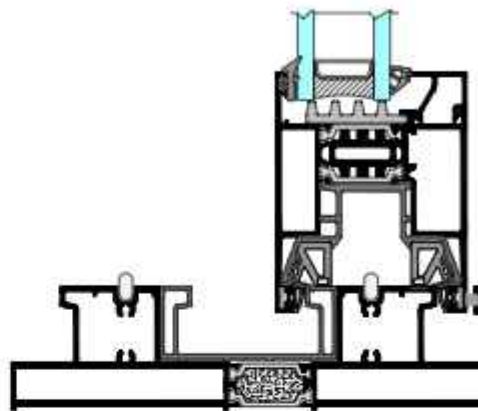
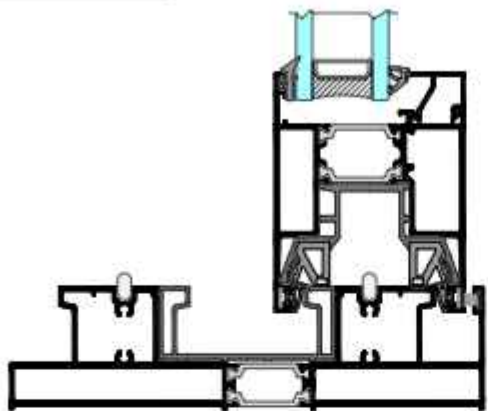
U _{glass}	1,1	1,0	0,9	0,5
U _{window}	1,3	1,2	1,1	0,7
g value	0,6	0,6	0,6	0,5

Glazing performance

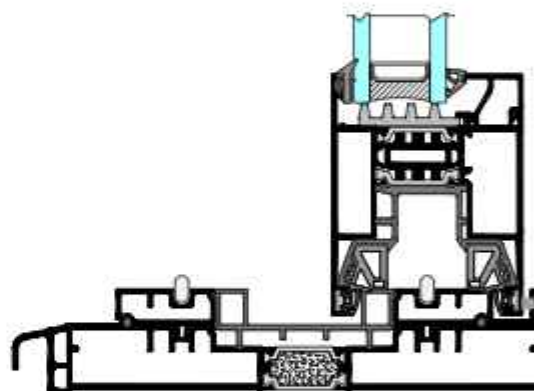
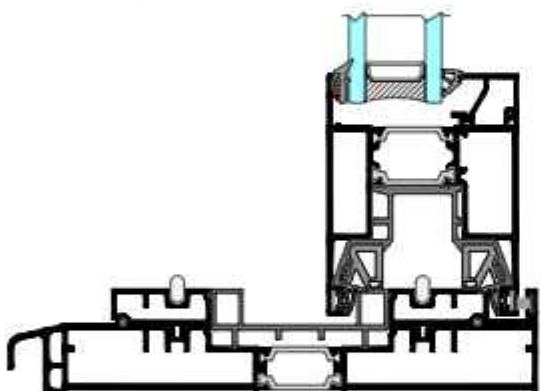
Energy Efficiency	●	●●	●●●	●●●●
Sound insulation	30db	39db	43db	36db
Daylight	●●●●	●●	●	●
Shading SH3400	Compatible	Compatible	Compatible	Compatible

VARIETY OF SET UPS FOR THERMAL BREAK PERFORMANCE

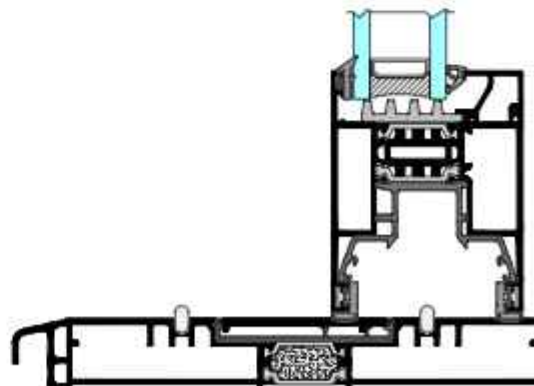
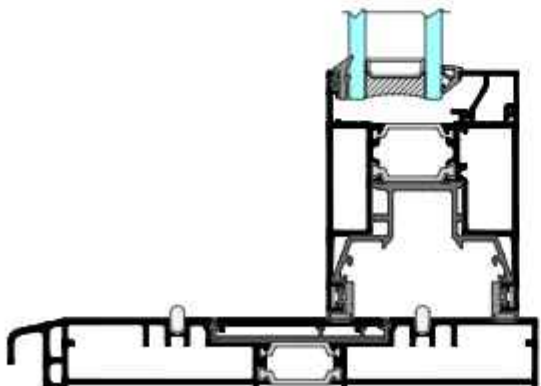
High performance track:



Semi flat track:



Low flat track:



**BASIC
SYSTEM**

**HIGH
PERFORMANCE**

THERMAL TRANSMITTANCE CALCULATION METHOD - EN ISO 10077-2

$$U_w = \frac{A_g \times U_g + A_f \times U_f + l_g \times \Psi_g}{A_g \times A_f}$$

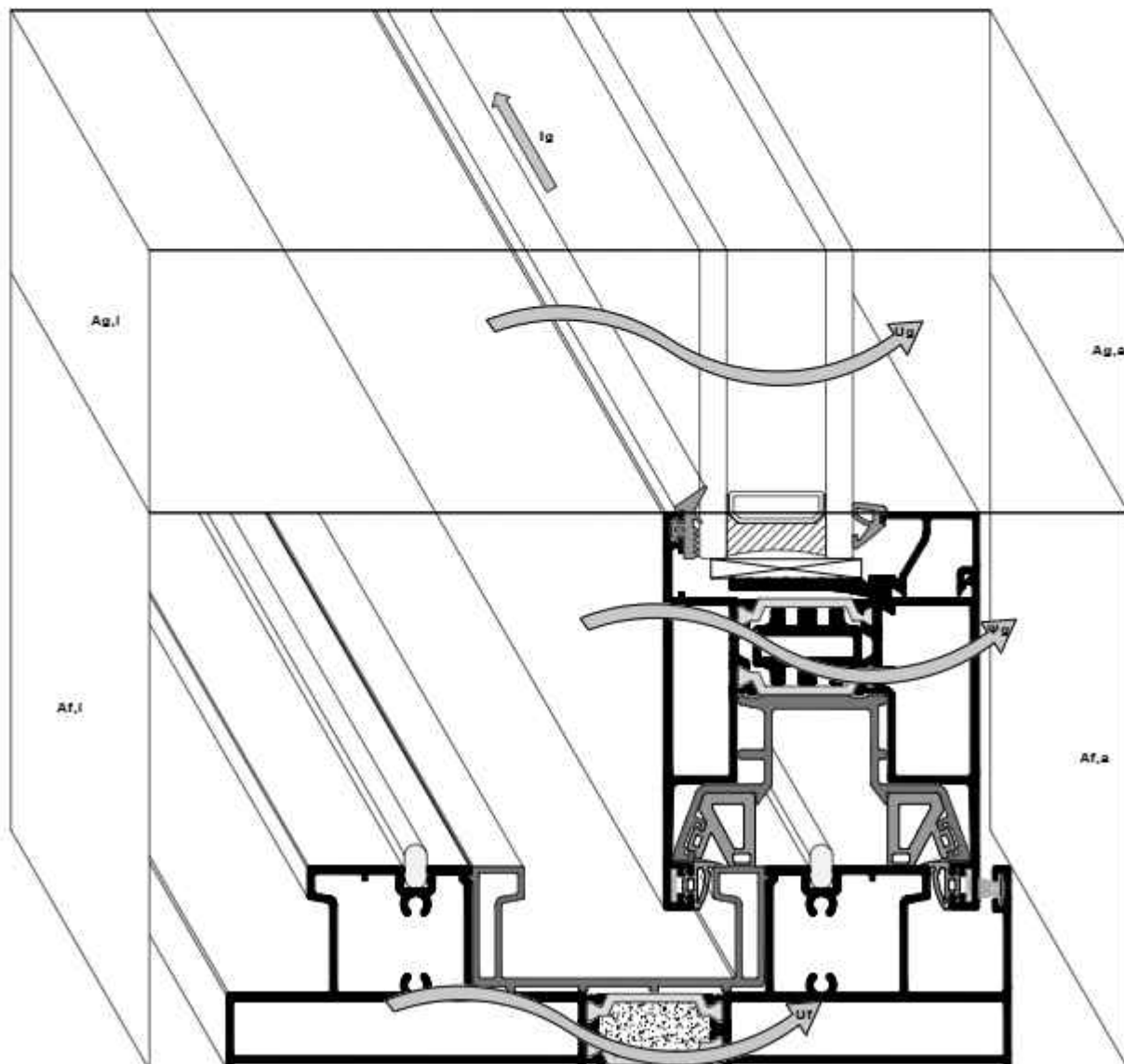
U_w - thermo-transmittance coefficient of the whole structure
 U_g - glass thermal transmittance coefficient
 U_f - thermo-transmittance coefficient of the aluminium frame with sash
 Ψ_g - spacer linear thermal transmittance
 l_g - total length of spacer
 A_g - glass area
 A_f - aluminium frame and sash area



Συντελεστής θερμομόνωσης:

$$U_w = 1.55 \text{ W/m}^2\text{K}$$

Ο συντελεστής θερμομόνωσης έχει υπολογιστεί για κατασκευή:
 4000x2400 με $U_g = 1.0 \text{ W/m}^2\text{K}$
 Τύπος τζαμιού: 6/24 (ARGON) /6



CLASSIFICATION OF CHARACTERISTICS

Air				
Air permeability Max. test pressure (Pa) Reference air permeability at 100Pa (m ³ / (h*m ²) or m ³ / (h*m))	1 [150] [50 or 12,50]	2 [300] [27 or 6,75]	3 [600] [9 or 2,25]	4 [600] [3 or 0,75]
Operating forces	1		2	

Water										
Watertightness Non-shielded(A) Test pressure(Pa)	1A [0]	2A [50]	3A [100]	4A [150]	5A [200]	6A [250]	7A [300]	8A [450]	9A [600]	Exxxx [>600]
Watertightness Shielded(B) Test pressure(Pa)	1B [0]	2B [50]	3B [100]	4B [150]	5B [200]	6B [250]	7B [300]			

Wind						
Resistance to wind load Test pressure P1(Pa)	1 [400]	2 [800]	3 [1200]	4 [1600]	5 [2000]	Exxxx [>2000]
Resistance to wind load Frame deflection	A [=<1/150]		B [=<1/200]		C [=<1/300]	
Resistance to snow and permanent load	Declared information on the infill (e.g type and thickness of glass)					

Insulation	
Thermal transmittance U_w (W/(m ² *K))	Declared values

Strength					
Impact resistance Drop height(mm)	200	300	450	700	950
Mechanical strength	1	2	3	4	
Resistance to repeated opening and closing Number of cycles	5000	10000	20000		

CLASSIFICATION OF CHARACTERISTICS

Acoustic

Acoustic performance
Sound insulation
 R_w ($C; C_{tr}$) (dB)

Declared values

Ventilation

Ventilation
Air flow exponent n
Air flow characteristic K
Air flow rates

Declared values

Fire

Reaction to fire

F | E | D | C | B | A2 | A1

External fire performance

According to EN13501-5

Safety

Bullet resistance

FB1 | FB2 | FB3 | FB4 | FB5 | FB6 | FB7 | FSG

Burglar resistance

1 | 2 | 3 | 4 | 5 | 6

Anti-blast

Explosion resistance
Shock tube

EPR1 | EPR2 | EPR3 | EPR4

Explosion resistance
Range test

EXR1 | EXR2 | EXR3 | EXR4 | EXR5

Environmental

Radiation properties
Solar factor (g)

Declared values

Radiation properties
Light transmittance(τ_v)

Declared values

Behaviour between different climates

Under development

Dangerous substances

As required by regulations

WIND LOAD CALCULATION GUIDELINES

Wind load calculation is highly based on the height and the location of the construction.

Building height	Wind velocity	Wind load		Wind pressure		Wind suction in a middle zone				Wind suction in an edge zone	
		kg/m ²	kN/m ²	kg/m ²	kN/m ²	kg/m ²	kN/m ²	kg/m ²	kN/m ²	kg/m ²	kN/m ²
h	v	q = V ² / 16		W _p = 1.25 * C _p * q C _p = 0.8		h/b < 0.25 W _s = C _p * q C _p = 0.5		h/b < 0.5 W _s = C _p * q C _p = 0.7		b / 8 < 2 m W _s = C _p * q C _p = 2.0	
m	m/s	kg/m ²	kN/m ²	kg/m ²	kN/m ²	kg/m ²	kN/m ²	kg/m ²	kN/m ²	kg/m ²	kN/m ²
0 - 8	28.3	50	0.5	50	0.5	25	0.25	35	0.35	100	1.0
8 - 20	35.8	80	0.8	80	0.8	40	0.40	56	0.56	160	1.6
20 - 100	42.0	110	1.1	110	1.1	55	0.55	77	0.77	220	2.2
>100	45.6	130	1.3	130	1.3	65	0.65	91	0.91	260	2.6

h - building height, m

b - building width, m

v - wind velocity kg/m² or kN/m²

W_{p/s} - wind pressure / suction kN/m²

C_p - correction factor

*Final wind load W_p must be increased by 25% for safety.

GLAZING THICKNESS CALCULATION

The glazing thickness can be calculated based on the following formula:

If the ratio between the height and the width of the glazing is smaller or equal to 3 use formula A)

If the ratio between the height and the width of the glazing is bigger than 3 use formula B)

$$A) G_t = \sqrt{(10 * l_g * h_g * W_p) / 72}$$

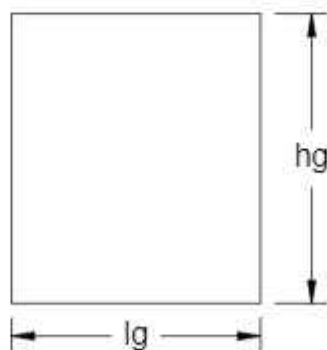
$$B) G_t = [l_g * \sqrt{(10 * W_p)}] / 72$$

G_t - minimum glass thickness, m

W_p - Wind pressure, Kg/m²

l_g - Smaller glass dimension, m

h_g - Bigger glass dimension, m



UNITS:

1m = 100cm = 1000mm

1kg = 10N

1kN = 100kg = 1000N

1kg/m² = 0,01 kN/m²

1Pa = 1 N/m² = 0,1 kg/m²

1kP = 1kN/m² = 100 kg/m²

For double glazing consider that the total width of both glasses must be > G_t*1.5

For triple glazing consider that the total width of all the glasses must be > G_t*1.7

TRANSOM SELECTION BASED ON THE GLAZING WEIGHT

Transom choice must be based on the glazing weight and the transom self weight.

Glazing weight is calculated by the following formula:

$$G_w = t \cdot q_{\text{glass}} \cdot l_q \cdot h_q$$

I_{x_1} (Moment of inertia based on the glazing weight formula)

$$I_{x_1} = [G_w \cdot a \cdot 10^8 \cdot (3 \cdot L^2 - 4a^2)] / (48 \cdot E_{\text{al}} \cdot f_{\text{max}})$$

I_{x_2} (Moment of inertia based on the transom self weight formula)

$$I_{x_2} = (5 \cdot q \cdot L^4 \cdot 10^8) / (384 \cdot E_{\text{al}} \cdot f_{\text{max}})$$

G_w - Glass weight

t - Glass thickness

q_{glass} - Glass material density

l_g - Glass width, m

h_g - Glass height, m

E_{al} - Elasticity of aluminum

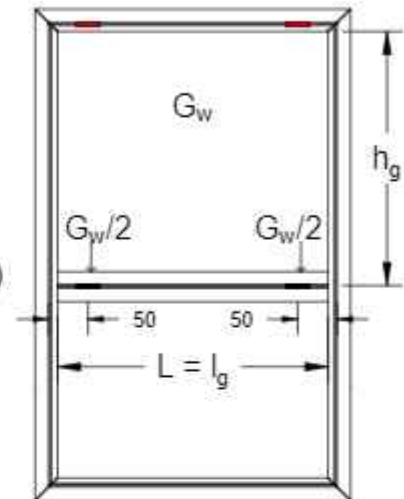
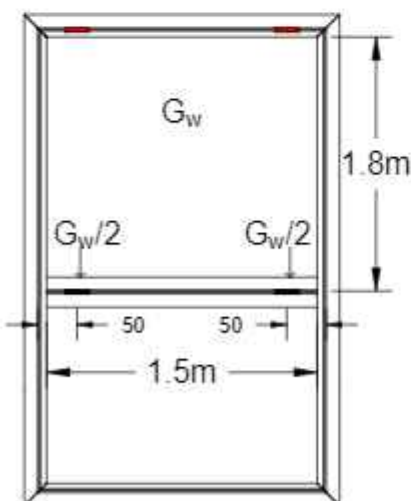
f_{max} - Maximum profile deflection

$f_{\text{max}} = L/500$, m or 0.003m (consider the smaller of the two)

L - Length of transom

q - Transom weight per meter

$a = 0.05$ - Distance of glazing supports from the edge of the glass

**TRANSOM SELECTION EXAMPLE**

$$G_w = t \cdot q_{\text{glass}} \cdot l_q \cdot h_q \Rightarrow$$

$$G_w = 11 \cdot 2.5 \cdot 1.8 \cdot 1.5 = 74,25 \text{ kg}$$

$$I_{x_1} = [G_w \cdot a \cdot 10^8 \cdot (3 \cdot L^2 - 4a^2)] / (48 \cdot E_{\text{al}} \cdot f_{\text{max}}) \Rightarrow$$

$$I_{x_1} = [74,25 \cdot 0,05 \cdot 10^8 \cdot (3 \cdot 2,25 - 0,01)] / (48 \cdot 7 \cdot 10^9 \cdot 0,003) \Rightarrow$$

$$I_{x_1} = 25,02 / 10,08 = 2,48 \text{ cm}^4$$

$$I_{x_2} = (5 \cdot q \cdot L^4 \cdot 10^8) / (384 \cdot E_{\text{al}} \cdot f_{\text{max}})$$

$$I_{x_2} = (5 \cdot 1,47 \cdot 1,5^2 \cdot 10^8) / (384 \cdot 7 \cdot 10^9 \cdot 0,003)$$

$$I_{x_2} = 16,53 / 80,64 = 0,20 \text{ cm}^4$$

$$t = 6 + 5 = 11 \text{ mm}$$

$$q_{\text{glass}} = 2,5 \text{ kg/m}^2/\text{mm}$$

$$f_{\text{max}} = 1,5 / 500 = 0,003 \text{ m}$$

$$q = 1,47 \text{ kg/m}$$

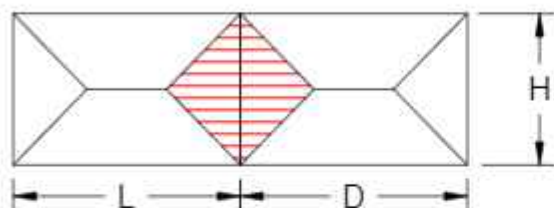
$$\text{Total } I_x = I_{x_1} + I_{x_2} = 2,48 + 0,2 = 2,68 \text{ cm}^4$$

PROFILE SELECTION GUIDELINES (T-PROFILE, CENTRAL ADAPTER, MULLION, TRANSOM)

The correct profile is selected based on the moment of inertia due to the wind pressure.

First step is to calculate the minimum I_x, I_y required based on the following formula:

- First case is when the Height of the profile in question is smaller than the L,D (Triangle load)



$$I_{y_{Lmin}} = (w \cdot H/2 \cdot H^4 \cdot 10^8) / 120 \cdot E_{al} \cdot f_{max}$$

$$I_{y_{Dmin}} = (w \cdot H/2 \cdot H^4 \cdot 10^8) / 120 \cdot E_{al} \cdot f_{max}$$

$$\text{Total } I_{y_{min}} = I_{y_{Lmin}} + I_{y_{Dmin}}$$

$I_{y_{min}}$ - Minimum moment of inertia of the profile, cm^4

w - wind pressure, kg/m^2

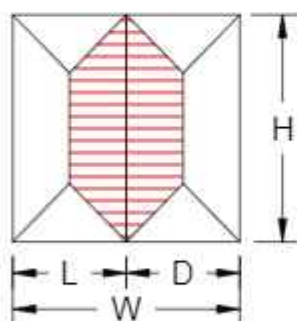
E_{al} - Elasticity of aluminum

f_{max} - Maximum profile deflection, $f_{max} = H/200$, m or 0.015m (consider the smaller of the two)

H - Height of the profile

L,D - Distance of the profile in question from the sides of the window

- Second case is when the Height of the profile in question is bigger than the L,D (Trapezoid load)



$$I_{y_{Lmin}} = [(w \cdot L/2 \cdot H^4 \cdot 10^8) / 1920 \cdot E_{al} \cdot f_{max}] \cdot [25 - 40 \cdot (L/2)^2 / H^2 + 16 \cdot (L/2)^4 / H^4]$$

$$I_{y_{Dmin}} = [(w \cdot D/2 \cdot H^4 \cdot 10^8) / 1920 \cdot E_{al} \cdot f_{max}] \cdot [25 - 40 \cdot (D/2)^2 / H^2 + 16 \cdot (D/2)^4 / H^4]$$

$$\text{Total } I_{y_{min}} = I_{y_{Lmin}} + I_{y_{Dmin}}$$

Select from Aluminco technical catalogue the appropriate profile that its I_y or I_x exceeds the calculated $I_{y_{min}}$

$I_{y_{min}}$ - Minimum moment of inertia of the profile, cm^4

w - wind pressure, kg/m^2

E_{al} - Elasticity of aluminum

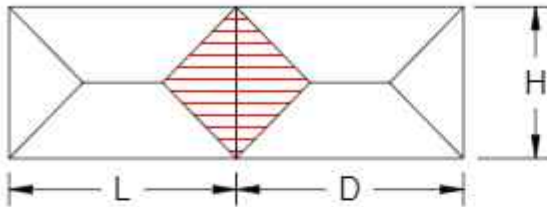
f_{max} - Maximum profile deflection $f_{max} = H/200$, m or 0.015m (consider the smaller of the two)

H - Height of the profile

L,D - Distance of the profile in question from the sides of the window

PROFILE SELECTION EXAMPLES

- Triangle load on central adapter for double opening window



$$I_{y_{Lmin}} = (w \cdot H/2 \cdot H^4 \cdot 10^8) / 120 \cdot E_{al} \cdot f_{max}$$

$$I_{y_{Dmin}} = (w \cdot H/2 \cdot H^4 \cdot 10^8) / 120 \cdot E_{al} \cdot f_{max}$$

$$\text{Total } I_{y_{min}} = I_{y_{Lmin}} + I_{y_{Dmin}}$$

$$H = 1500 \text{ mm}$$

$$L, D = 1600 \text{ mm}$$

$$w = 50 \text{ kg/m}^2$$

$$E_{al} = 7 \cdot 10^9$$

$$f_{max} = \frac{1.5}{200} = 0.0075$$

$$I_{y_{Lmin}} = (w \cdot H/2 \cdot H^4 \cdot 10^8) / 120 \cdot E_{al} \cdot f_{max} \Rightarrow$$

$$I_{y_{Lmin}} = (50 \cdot 0.75 \cdot 5 \cdot 10^8) / 120 \cdot 7 \cdot 10^9 \cdot 0.0075 \Rightarrow$$

$$I_{y_{Lmin}} = 187.5 / 63 = 2.97 \text{ cm}^4$$

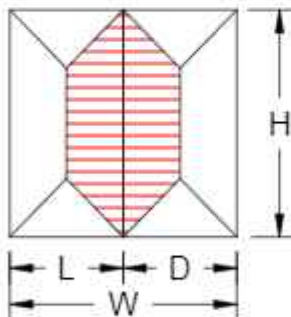
$$I_{y_{Dmin}} = (w \cdot H/2 \cdot H^4 \cdot 10^8) / 120 \cdot E_{al} \cdot f_{max} \Rightarrow$$

$$I_{y_{Dmin}} = (50 \cdot 0.75 \cdot 5 \cdot 10^8) / 120 \cdot 7 \cdot 10^9 \cdot 0.0075 \Rightarrow$$

$$I_{y_{Dmin}} = 187.5 / 63 = 2.97 \text{ cm}^4$$

$$\text{Total } I_{y_{min}} = I_{y_{Lmin}} + I_{y_{Dmin}} = 5.94 \text{ cm}^4$$

- Second case is when the Height of the profile in question is bigger than the L,D (Trapezoid load)



$$H = 2200 \text{ mm}$$

$$L, D = 800 \text{ mm}$$

$$w = 50 \text{ kg/m}^2$$

$$E_{al} = 7 \cdot 10^9$$

$$f_{max} = \frac{2.2}{200} = 0.011$$

$$I_{y_{Lmin}} = [(w \cdot L/2 \cdot H^4 \cdot 10^8) / 1920 \cdot E_{al} \cdot f_{max}] \cdot [25 - 40 \cdot (L/2)^2 / H^2 + 16 \cdot (L/2)^4 / H^4]$$

$$I_{y_{Lmin}} = [(w \cdot D/2 \cdot H^4 \cdot 10^8) / 1920 \cdot E_{al} \cdot f_{max}] \cdot [25 - 40 \cdot (D/2)^2 / H^2 + 16 \cdot (D/2)^4 / H^4]$$

$$\text{Total } I_{y_{min}} = I_{y_{Lmin}} + I_{y_{Dmin}}$$

$$I_{y_{Lmin}} = [(50 \cdot 0.8/2 \cdot 2.2^4 \cdot 10^8) / 1920 \cdot 7 \cdot 10^9 \cdot 0.011] \cdot [25 - 40 \cdot (0.8/2)^2 / 2.2^2 + 16 \cdot (0.8/2)^4 / 2.2^4]$$

$$I_{y_{Lmin}} = [(468.5) / 1.478.4] \cdot [25 - 1.32 + 0.017]$$

$$I_{y_{Lmin}} = 0.31 \cdot 23.697 = 7.35 \text{ cm}^4$$

$$I_{y_{Dmin}} = [(50 \cdot 0.8/2 \cdot 2.2^4 \cdot 10^8) / 1920 \cdot 7 \cdot 10^9 \cdot 0.011] \cdot [25 - 40 \cdot (0.8/2)^2 / 2.2^2 + 16 \cdot (0.8/2)^4 / 2.2^4]$$


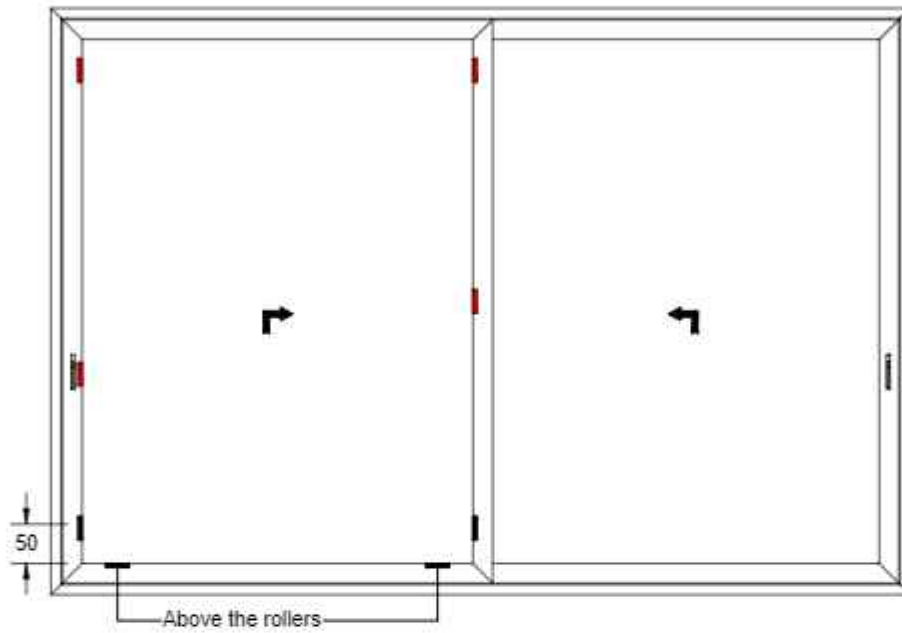
$$I_{y_{Dmin}} = [(468.5) / 1.478.4] \cdot [25 - 1.32 + 0.017]$$

$$I_{y_{Dmin}} = 0.31 \cdot 23.697 = 7.35 \text{ cm}^4$$

$$\text{Total } I_{y_{min}} = 7.35 \text{ cm}^4 + 7.35 \text{ cm}^4 = 14.7 \text{ cm}^4$$

All of the systems interlocks would be sufficient in this case

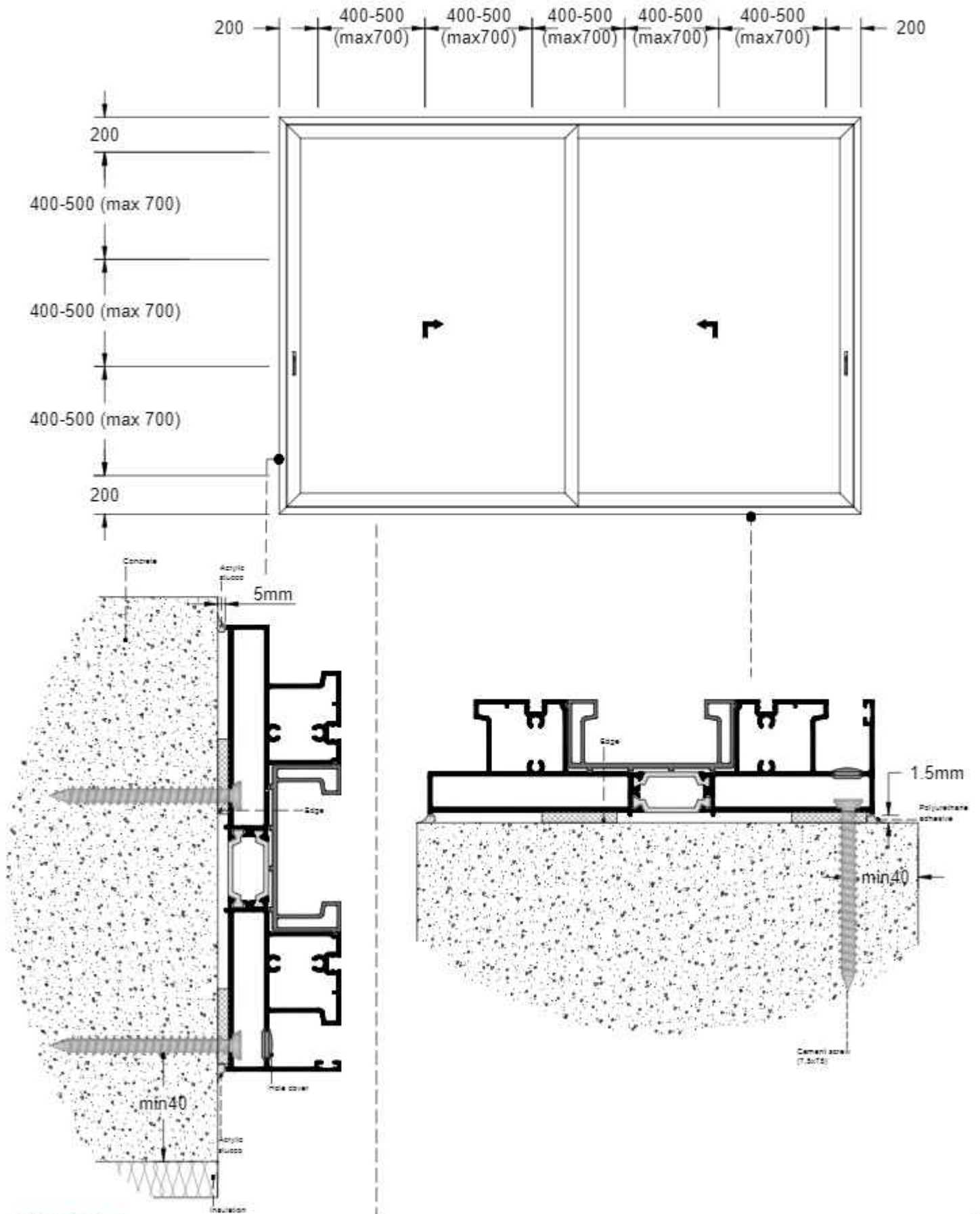
GLASS SHIMS INSTALLATION



— Glass shim (Phase 1)

— Glass shim (Phase 2)

WINDOW INSTALLATION



ALUMINIUM STRENGTHS

Today, aluminium is the second most widely used metal in the world. Its unique properties and contribution to energy efficiency makes it the material of choice for a host of applications in building and construction. Discover a unique combination of attractive advantages that can be summarised as follows:

DESIGN FLEXIBILITY

Aluminium is a truly design «freedom» material. On the one hand, by utilizing aluminium extrusion, an infinite range of forms and sections is offered, allowing designers to integrate numerous functions into one profile. On the other hand, some truly amazing properties make it perfect for a wide range of uses offering greater flexibility to engineers, designers, and architects.

LONG LASTING PERFORMANCE

Aluminium building products are made from alloys that are weatherproof, corrosion-resistant and immune to the harmful effects of UV rays, ensuring optimal performance over a long period of time.

HIGH STRENGTH-TO-WEIGHT RATIO

Thanks to the high strength-to-weight ratio of aluminium, buildings could be lighter, stronger, and less expensive to build. Therefore, aluminium windows and curtain wall frames offer significant savings while at the same time it makes it easier to transport and handle on-site, reducing the risk of work-related injury.

HIGH-REFLECTIVITY

Aluminium works as a great reflector: its reflective properties are ideal for making window frames and in particular the shading ones, helping reduce energy consumption in a great manner, especially the needs for air conditioning in summer times.

FIRE SAFETY

Aluminium and its alloys in solid form do not burn and do not contribute to the spread of fire. For this reason, it is classified as non-combustible material, belonging to the best European reaction to fire class 'A1'. Nevertheless, aluminium alloys melt at between 660 to 680°C but without releasing any harmful gases.

NO RELEASE OF DANGEROUS SUBSTANCES

Several studies have proved that aluminium building products do not present a hazard to occupants or the surrounding environment, therefore they have no negative impact, either on indoor air quality or on soil, surface, and groundwater.

OPTIMAL SECURITY

Aluminium's superior properties make it the perfect material for almost any challenge, big or small. In big security challenges, where heavy glass panes are used, specially designed, strengthened aluminium frames contribute to and create exceptionally sturdy structures of high security requirements.

SURFACE TREATMENT

Powder coating and anodizing are primarily used surface treatment methods that strengthen the advantages of aluminium whilst adding an attractive finish to aluminium frames. The advantages of powder coating lie in the combination matrix of color, function, gloss, and corrosion properties whereas. With anodizing, the oxide layer on the surface of the aluminium is made during an electrochemical process, the natural aluminium color can be maintained, but a variety of other colors are also available.

LOW MAINTENANCE

Aluminium reacts with the oxygen in the air, forming a protective oxide coating that makes it corrosion resistant. This means less maintenance and replacements compared to other metals. In any case, aluminum windows should be cleaned regularly especially if they are installed by the seaside or industrial areas whereas inspected once a year by a specialized professional.

RECYCLING & CIRCULAR ECONOMY

Recycling is vital due to limited natural resources. Aluminum is 100% recyclable. This means that aluminium can be recycled infinitely without losing its properties, achieving significant energy savings, and promoting circular economy in full. Procedurally, the scrap material can be melted and introduced again into the extrusion process whereas other material (plastic, steel) that are combined with the aluminum windows can be removed mechanically.

MATERIAL PROPERTIES

Aluminium alloy EN AW 6060, T6 (most commonly used)
Ultimate tensile strength $R_m = 185 \text{ N/mm}^2$
Yield strength $R_{p0.2} = 140 \text{ N/mm}^2$
Modulus of elasticity $E_{al} = 70000 \text{ N/mm}^2$
Coefficient of thermal expansion $\alpha = 0.023 \text{ mm/m.K}$

ALUMINCO COMPLIANCE WITH REGULATIONS





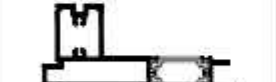



EN ISO 9001:2015 Quality Management System
EN 15088:2005, EN 1090-1:2009 (FPC) Factory Production Control System
EN ISO 14001:2015 Environmental Management System
EN 15804:2012+A2:2019, ISO 14025 (EPD) Environmental Product Declaration
ISO 50001:2018 Energy Management System
ISO 45001:2018 Occupational Health and Safety Management System
QUALICOAT Powder Coating Certification for aluminium profiles




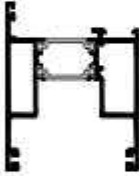
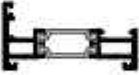













SL2700









Profile Overview -
Συνοπτικός Κατάλογος










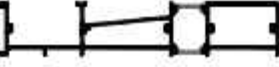
Code Κωδικός	Shape Σχήμα	Weight Βάρος gr/m	Perim. Περίμ. mm	Length Μήκος m	Pack Δέμα	Moment of inertia Ροπή Αδρανείας cm ⁴		Moment of resistance Ροπή αντιστάσεως cm ³		Description Περιγραφή
						lx	ly	Wx	Wy	
2700-101		2847	612	6	4	lx	21.25	Wx	8.53	Standard Double track frame Διπλός οδηγός
						ly	292.48	Wy	32.03	
2700-102		2108	445	6	4	lx	5.71	Wx	4.34	Double track flat frame Διπλός χαμηλός οδηγός
						ly	211.45	Wy	24.30	
2700-103		2576	585	6	4	lx	15.91	Wx	5.60	Frame for sliding with fix Διπλός οδηγός με σταθερό
						ly	227.99	Wy	24.35	
2700-105		1628	379	6	4	lx	11.49	Wx	4.16	Additional frame Πρόσθετος οδηγός
						ly	63.07	Wy	8.85	
2700-106		1371	329	6	4	lx	9.24	Wx	3.31	Additional frame Πρόσθετος οδηγός
						ly	40.19	Wy	6.64	
2700-107		2594	562	6	4	lx	19.01	Wx	7.66	Additional frame Πρόσθετος οδηγός
						ly	218.13	Wy	28.01	
2700-108		1374	314	6	4	lx	3.28	Wx	2.58	Additional frame Πρόσθετος οδηγός
						ly	51.06	Wy	7.96	
2700-109		1223	289	6	4	lx	2.27	Wx	1.63	Additional frame Πρόσθετος οδηγός
						ly	33.10	Wy	5.88	









Code Κωδικός	Shape Σχήμα	Weight Βάρος gr/m	Perim. Περίμ. mm	Length Μήκος m	Pack Δέμα	Moment of inertia Ροπή Αδρανείας cm ⁴		Moment of resistance Ροπή αντιστάσεως cm ³		Description Περιγραφή
						Ix	Iy	Wx	Wy	
2700-110		1957	419	6	4	Ix	4.80	Wx	3.09	Additional frame Πρόσθετος οδηγός
						Iy	162.49	Wy	20.26	
2700-118		3390	730	6	4	Ix	25.36	Wx	10.56	Double track with mosquito screen Διπλός οδηγός με σίτα
						Iy	485.29	Wy	48.29	
2700-119		2475	511	6	4	Ix	6.83	Wx	5.11	Low double track with mosquito screen Χαμηλός διπλός οδηγός με σίτα
						Iy	333.72	Wy	32.27	
2700-201		2003	515	6	4	Ix	33.87	Wx	7.61	Sash Φύλλο
						Iy	52.06	Wy	14.31	
2700-203		1116	288	6	4	Ix	1.96	Wx	0.88	Narrow interlock Στενός γάντζος
						Iy	23.62	Wy	6.19	
2700-204		2029	387	6	4	Ix	11.40	Wx	5.25	Reinforced narrow interlock Ενισχυμένος στενός γάντζος
						Iy	76.64	Wy	12.08	
2700-205		1011	251	6	4	Ix	1.27	Wx	0.64	Narrow interlock Στενός γάντζος
						Iy	18.73	Wy	4.83	
2700-206		1245	438	6	4	Ix	31.54	Wx	6.87	Sash for mosquito screen Φύλλο σίτας
						Iy	5.84	Wy	3.74	







Code Κωδικός	Shape Σχήμα	Weight Βάρος gr/m	Perim. Περίμ. mm	Length Μήκος m	Pack Δέμα	Moment of inertia Ροπή Αδρανείας cm ⁴		Moment of resistance Ροπή αντιστάσεως cm ³		Description Περιγραφή
						lx	ly	Wx	Wy	
2700-207		639	235	6	4	lx	2.69	Wx	1.58	Sash for mosquito screen Φύλλο σίτας
						ly	2.59	Wy	1.65	
2700-301		610	250	6	4	lx	0.19	Wx	0.17	Cover for interlock Καπάκι γάντζου
						ly	18.05	Wy	4.13	
2700-303		463	230	6	4	lx	0.16	Wx	0.13	Cover for narrow interlock 30mm Καπάκι στενού Γάντζου 30mm
						ly	15.34	Wy	3.47	
2700-305		605	245	6	4	lx	0.16	Wx	0.14	Cover for narrow interlock Καπάκι στενού Γάντζου
						ly	18.84	Wy	4.33	
2700-501		1168	232	6	4	lx	2.76	Wx	1.73	Central Adapter Μπινί φιλητού
						ly	15.70	Wy	4.49	
2700-502		2515	348	6	4	lx	51.17	Wx	11.25	Corner adapter Μπινί γωνιακού
						ly	37.48	Wy	8.77	
2700-503		1039	258	6	4	lx	25.92	Wx	5.37	Corner adapter Μπινί γωνιακού
						ly	1.39	Wy	1.25	
2700-504		1490	375	6	4	lx	7.57	Wx	2.64	Central adapter for hotel solution Μπινί για Hotel solution
						ly	53.09	Wy	9.10	

Code Κωδικός	Shape Σχήμα	Weight Βάρος gr/m	Perim. Περίμ. mm	Length Μήκος m	Pack Δέμα	Moment of inertia Ροπή Αδρανείας cm^4		Moment of resistance Ροπή αντιστάσεως cm^3		Description Περιγραφή
						lx	ly	Wx	Wy	
2700-505		649	247	6	4	lx	5.67	Wx	2.20	Corner adapter for screen Μπινί γωνιακού για σίτα
						ly	1.47	Wy	0.80	
2700-701		242	103	6	4	lx	-	Wx	-	Glazing bead Πηχάκι
						ly	-	Wy	-	
2700-702		203	87	6	4	lx	-	Wx	-	Glazing bead Πηχάκι
						ly	-	Wy	-	
2700-703		145	85	6	4	lx	-	Wx	-	Glazing bead Πηχάκι
						ly	-	Wy	-	
2700-704		166	93	6	4	lx	-	Wx	-	Glazing bead Πηχάκι
						ly	-	Wy	-	
2700-705		294	95	6	4	lx	-	Wx	-	Security glazing bead Πηχάκι ασφαλείας
						ly	-	Wy	-	
2700-706		300	103	6	4	lx	-	Wx	-	Security glazing bead Πηχάκι ασφαλείας
						ly	-	Wy	-	
2700-707		316	103	6	4	lx	-	Wx	-	Security glazing bead Πηχάκι ασφαλείας
						ly	-	Wy	-	

Code Κωδικός	Shape Σχήμα	Weight Βάρος gr/m	Perim. Περίμ. mm	Length Μήκος m	Pack Δέμα	Moment of inertia Ροπή Αδρανείας cm ⁴		Moment of resistance Ροπή αντιστάσεως cm ³		Description Περιγραφή
						Ix	Iy	Wx	Wy	
2700-708		329	111	6	4	Ix	-	Wx	-	Security glazing bead Πηχάκι ασφαλείας
						Iy	-	Wy	-	
2700-709		346	119	6	4	Ix	-	Wx	-	Security glazing bead Πηχάκι ασφαλείας
						Iy	-	Wy	-	
2700-901		473	130	6	4	Ix	-	Wx	-	Rail additional profile Πρόσθετο οδηγού
						Iy	-	Wy	-	
2700-902		228	117	6	4	Ix	-	Wx	-	Rain drip profile Πρόσθετο φτερό οδηγού
						Iy	-	Wy	-	
2700-903		296	121	6	4	Ix	-	Wx	-	Drainage profile Νεροσταλλάκτης
						Iy	-	Wy	-	
2700-907		154	76	6	4	Ix	-	Wx	-	Rail additional profile Πρόσθετο προφίλ οδηγού
						Iy	-	Wy	-	
2700-908		397	90	6	4	Ix	-	Wx	-	Base for locking mechanism Βάση κλειδαριάς
						Iy	-	Wy	-	
2700-911		840	357	6	4	Ix	-	Wx	-	Cover for rail 2700-103 Κάλυμμα οδηγού 2700-103
						Iy	-	Wy	-	

Code Κωδικός	Shape Σχήμα	Weight Βάρος gr/m	Perim. Περίμ. mm	Length Μήκος m	Pack Δέμα	Moment of inertia Ροπή Αδρανείας cm ⁴		Moment of resistance Ροπή αντιστάσεως cm ³		Description Περιγραφή
						Ix	Iy	Wx	Wy	
2700-912		748	271	6	4	Ix	-	Wx	-	Cover for rail 2700-103 Κάλυμμα οδηγού 2700-103
						Iy	-	Wy	-	
2700-914		273	118	6	4	Ix	-	Wx	-	Additional rail Πρόσθετος οδηγός
						Iy	-	Wy	-	
2700-915		670	283	6	4	Ix	-	Wx	-	Drainage profile Νεροσυλλέκτης
						Iy	-	Wy	-	
2700-916		794	335	6	4	Ix	-	Wx	-	Drainage profile Νεροσυλλέκτης
						Iy	-	Wy	-	
2700-917		862	363	6	4	Ix	-	Wx	-	Drainage profile Νεροσυλλέκτης
						Iy	-	Wy	-	
2700-918		340	134	6	4	Ix	-	Wx	-	Cover for low rail 2700-102 Κάλυμμα χαμηλού οδηγού 2700-102
						Iy	-	Wy	-	
2700-920		273	100	6	4	Ix	-	Wx	-	Glass support plate Προφίλ βάσης υάλωσης
						Iy	-	Wy	-	
2700-922		3734	784	6	2	Ix	28.76	Wx	11.14	Drainage profile Οδηγός αποστράγγισης
						Iy	763.38	Wy	58.27	

Code Κωδικός	Shape Σχήμα	Weight Βάρος gr/m	Perim. Περιμ. mm	Length Μήκος m	Pack Δέμα	Moment of inertia Ροπή Αδρανείας cm ⁴		Moment of resistance Ροπή αντιστάσεως cm ³		Description Περιγραφή
						lx	ly	Wx	Wy	
2700-923		3706	772	6	2	lx	28.76	Wx	11.14	Drainage profile Οδηγός αποστράγγισης
						ly	716.76	Wy	55.64	
2700-924		437	271	6	4	lx	-	Wx	-	Support profile for floor tiles Βάση για πλακάκι
						ly	-	Wy	-	
2700-925		704	308	6	4	lx	-	Wx	-	Cover for rail 2700-103 Κάλυμμα οδηγού 2700-103
						ly	-	Wy	-	
2700-926		683	260	6	4	lx	-	Wx	-	Cover for rail 2700-103 Κάλυμμα οδηγού 2700-103
						ly	-	Wy	-	
2700-932		155	104	6	4	lx	-	Wx	-	Additional profile for 2700-206 Πρόσθετο προφίλ για 2700-206
						ly	-	Wy	-	
2700-935		417	213	6	4	lx	-	Wx	-	Bottom rail additional profile 2700-206 Πρόσθετο κάτω οδηγού 2700-206
						ly	-	Wy	-	
2700-937		4023	836	6	2	lx	31.08	Wx	12.04	Drainage profile Οδηγός αποστράγγισης
						ly	1013.46	Wy	70.13	
220-307		465	172	5	10	lx	0.66	Wx	0.54	Central adapter for shutter & mosquito screen Μπινί παντζουριού/σίτας
						ly	1.85	Wy	1.03	

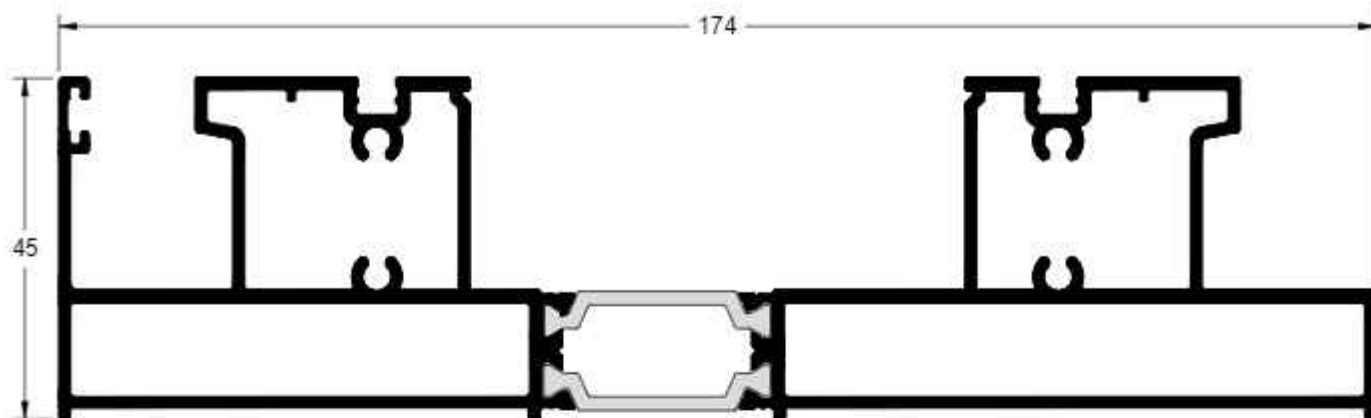
Code Κωδικός	Shape Σχήμα	Weight Βάρος gr/m	Perim. Περίμ. mm	Length Μήκος m	Pack Δέμα	Moment of inertia Ροπή Αδρανείας cm ⁴		Moment of resistance Ροπή αντιστάσεως cm ³		Description Περιγραφή
						Ix	Iy	Wx	Wy	
250-802		118		6	4	Ix	-	Wx	-	Aluminum rail Οδηγός αλουμινίου
						Iy	-	Wy	-	
2900-909		918	612	6	6	Ix	-	Wx	-	Aluminum grill Σχάρα απορροής υδάτων
						Iy	-	Wy	-	
540-778		237	136	6	6	Ix	-	Wx	-	Glazing bead Πηχάκι
						Iy	-	Wy	-	
540-779		221	127	6	6	Ix	-	Wx	-	Glazing bead Πηχάκι
						Iy	-	Wy	-	
540-780		248	142	6	6	Ix	-	Wx	-	Glazing bead Πηχάκι
						Iy	-	Wy	-	
540-781		263	148	6	6	Ix	-	Wx	-	Glazing bead Πηχάκι
						Iy	-	Wy	-	

ALUMINCO®

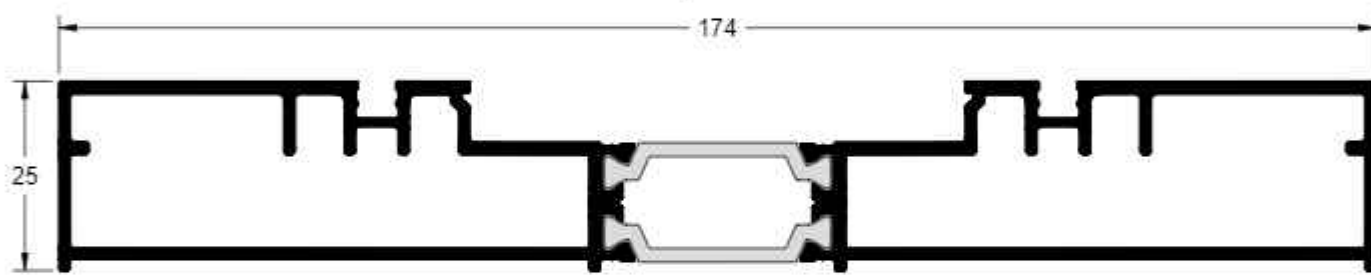
SL2700

Profiles 1:1 -
Προφίλ 1:1

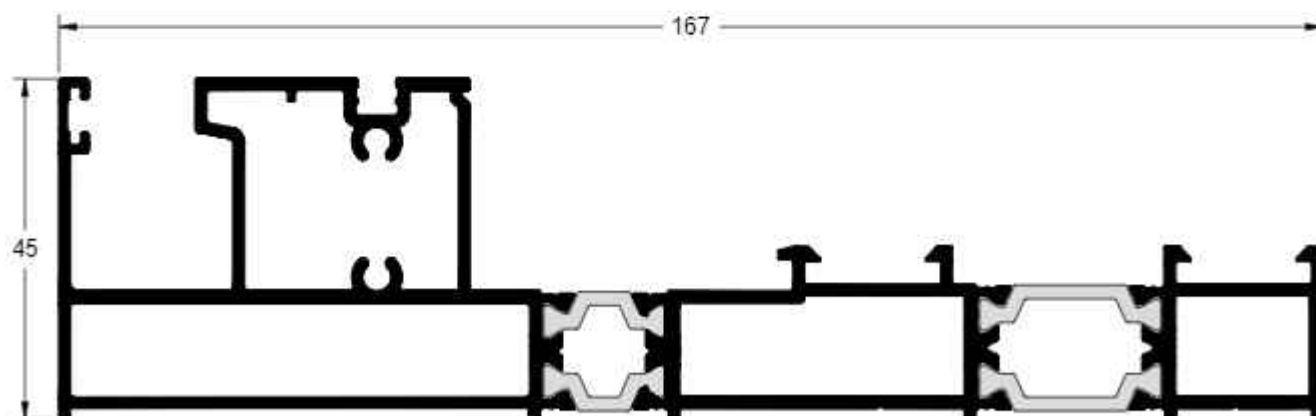




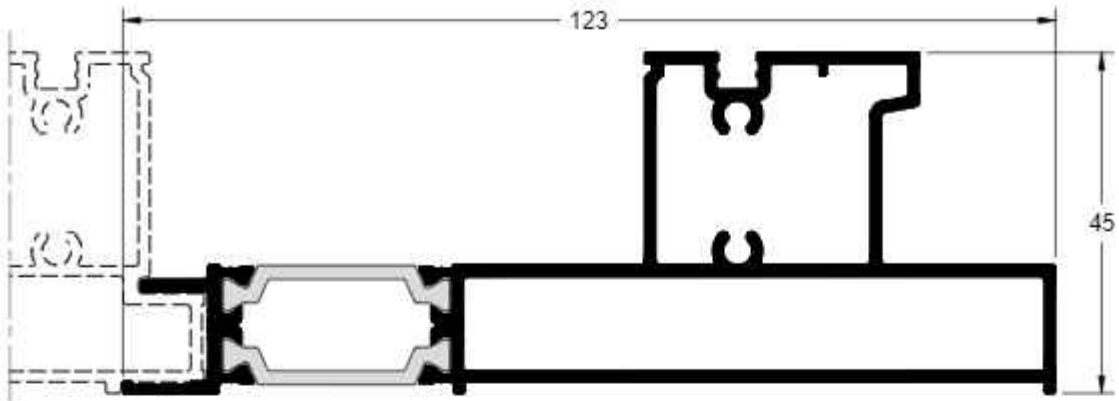
Code Κωδικός	2700-101
Weight Βάρος	2847 gr/m
Description	Standard Double track Frame
Περιγραφή	Οδηγός επαλλήλου



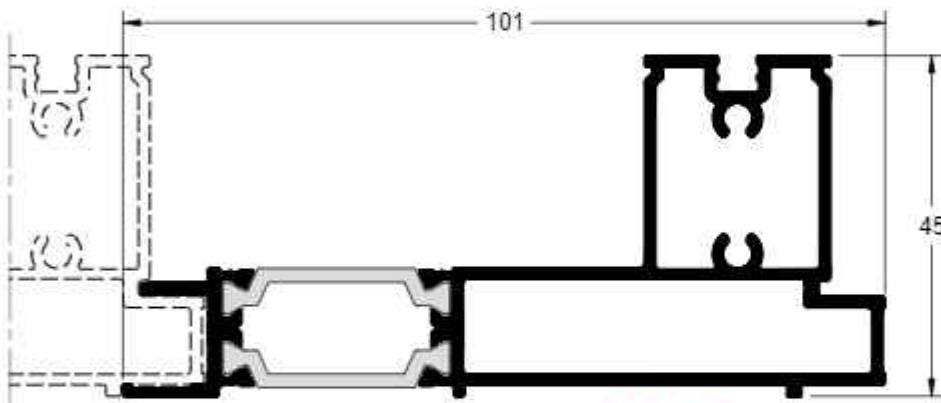
Code Κωδικός	2700-102
Weight Βάρος	2108 gr/m
Description	Double track flat frame
Περιγραφή	Χαμηλός οδηγός επαλλήλου



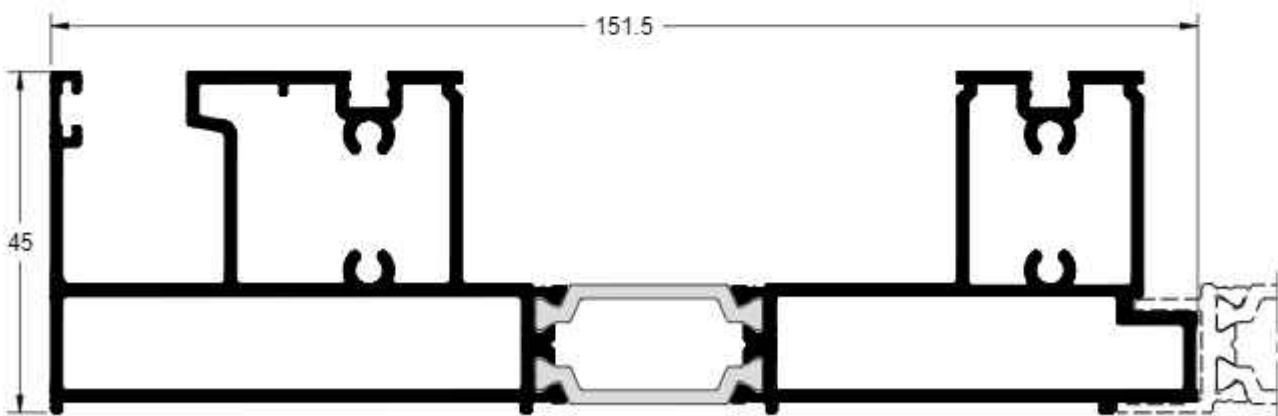
Code Κωδικός	2700-103
Weight Βάρος	2576 gr/m
Description	Frame for Sliding with fix
Περιγραφή	Διπλός οδηγός με σταθερό



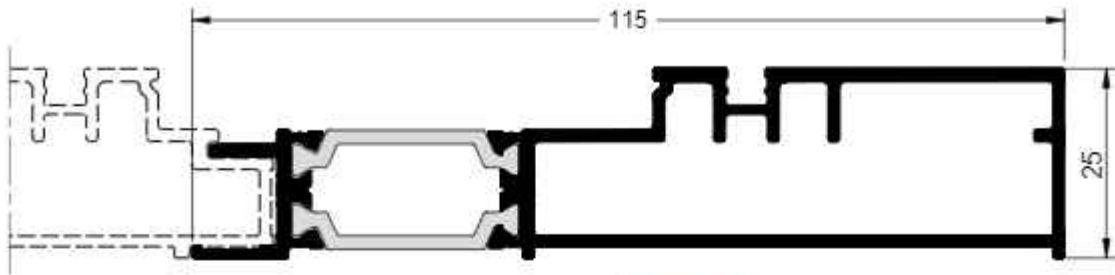
Code Κωδικός	2700-105
Weight Βάρος	1628 gr/m
Description	Additional profile for standard frame
Περιγραφή	Πρόσθετο προφίλ οδηγού



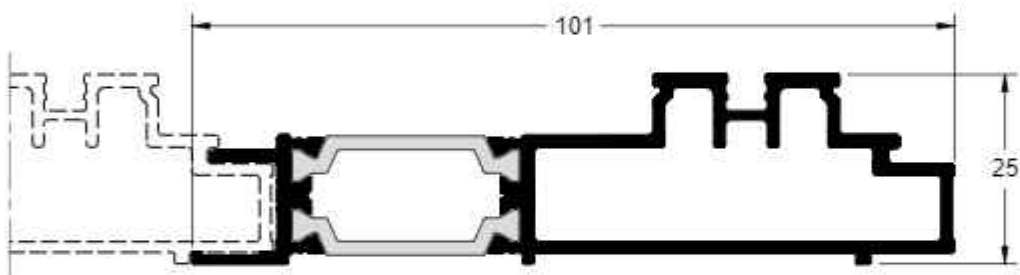
Code Κωδικός	2700-106
Weight Βάρος	1371 gr/m
Description	Additional profile for standard frame
Περιγραφή	Πρόσθετο προφίλ οδηγού



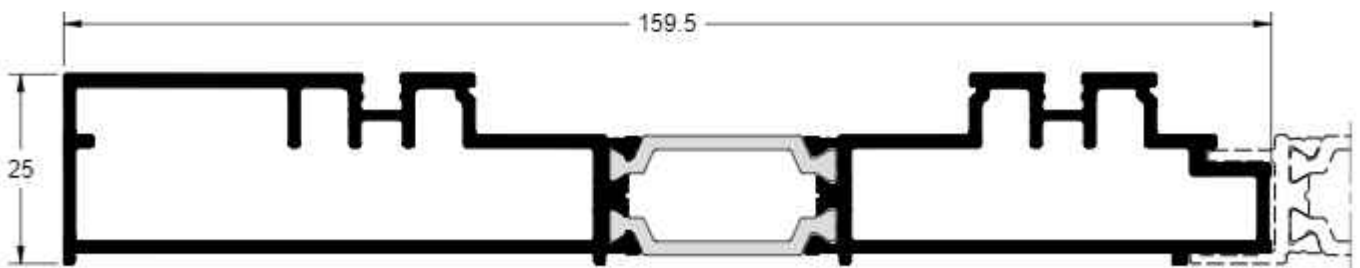
Code Κωδικός	2700-107
Weight Βάρος	2594 gr/m
Description	Frame profile to extend the track
Περιγραφή	Πρόσθετο προφίλ οδηγού



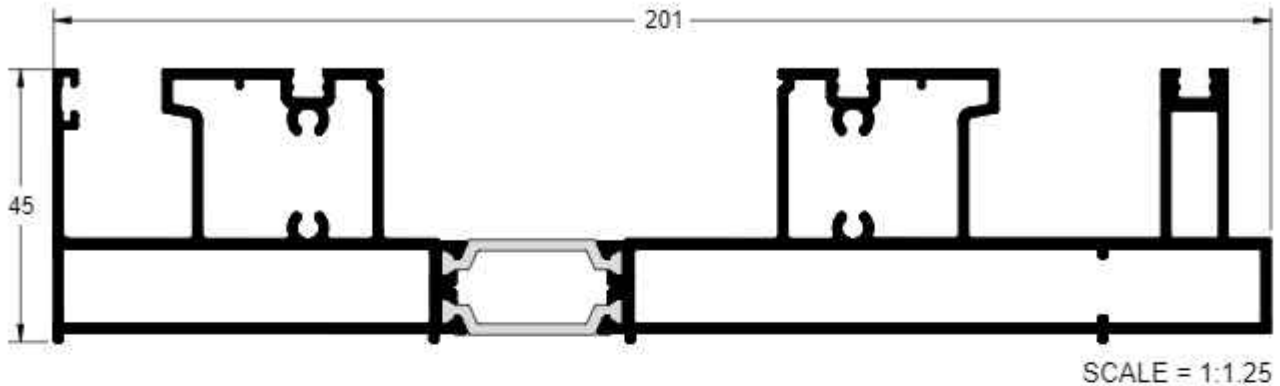
Code Κωδικός	2700-108
Weight Βάρος	1374 gr/m
Description	Additional profile for flat frame
Περιγραφή	Πρόσθετο προφίλ οδηγού



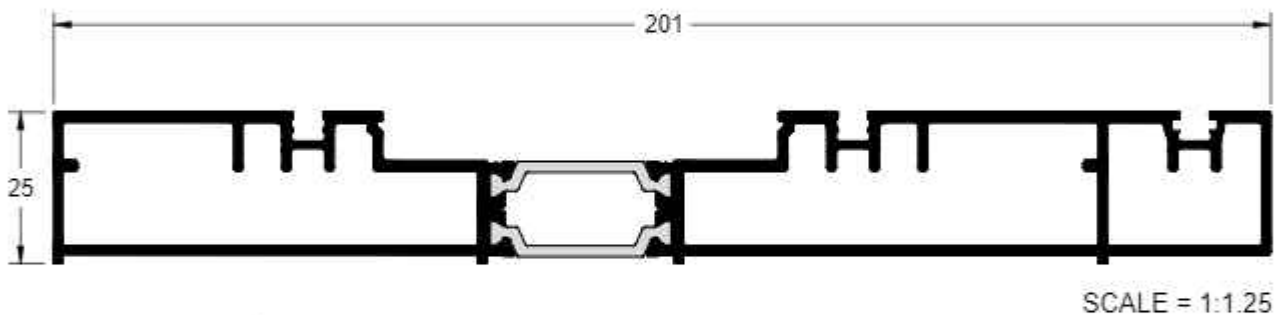
Code Κωδικός	2700-109
Weight Βάρος	1223 gr/m
Description	Additional profile for flat frame
Περιγραφή	Πρόσθετο προφίλ οδηγού



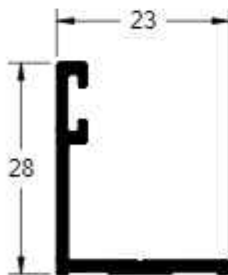
Code Κωδικός	2700-110
Weight Βάρος	1957 gr/m
Description	Flat frame profile to extend the track
Περιγραφή	Πρόσθετο προφίλ οδηγού



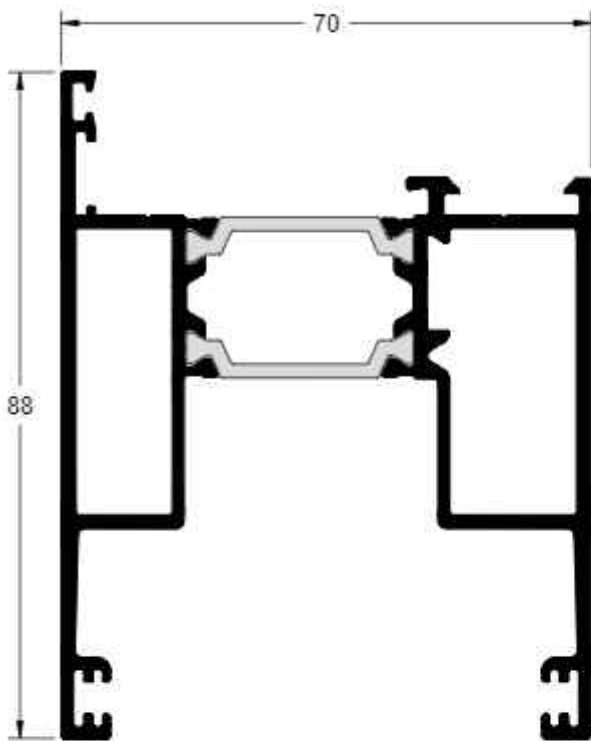
Code Κωδικός	2700-118
Weight Βάρος	3390 gr/m
Description	Double track with mosquito screen
Περιγραφή	Διπλός οδηγός επαλλήλου με σίτα



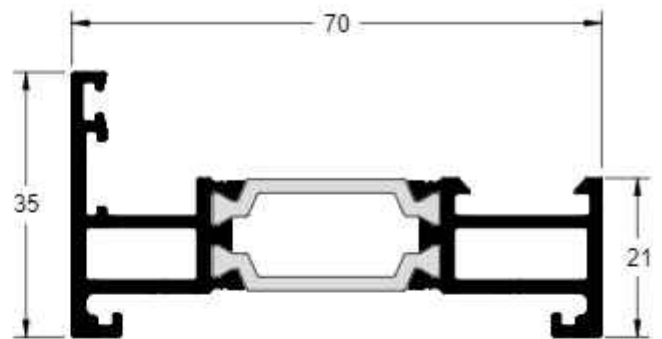
Code Κωδικός	2700-119
Weight Βάρος	2475 gr/m
Description	Low double track with mosquito screen
Περιγραφή	Χαμηλός διπλός οδηγός επαλλήλου με σίτα



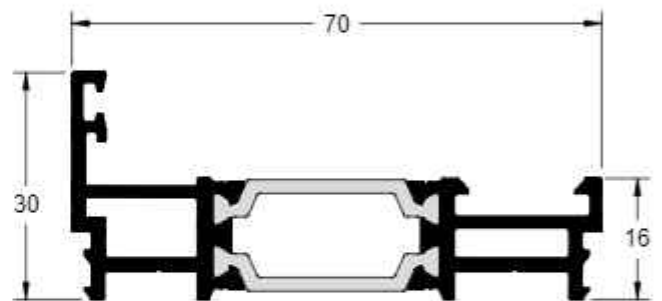
Code Κωδικός	2700-902
Weight Βάρος	228 gr/m
Description	Rain drip cover
Περιγραφή	Πρόσθετο φτερό οδηγού



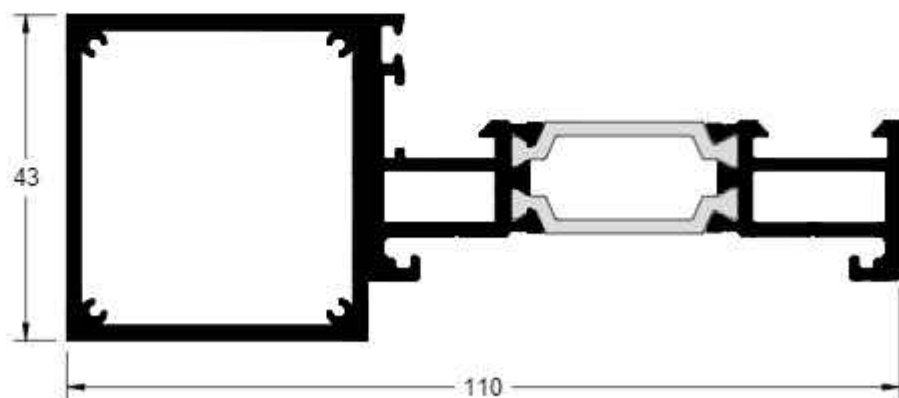
Code Κωδικός	2700-201
Weight Βάρος	2003 gr/m
Description	Sash
Περιγραφή	Φύλλο



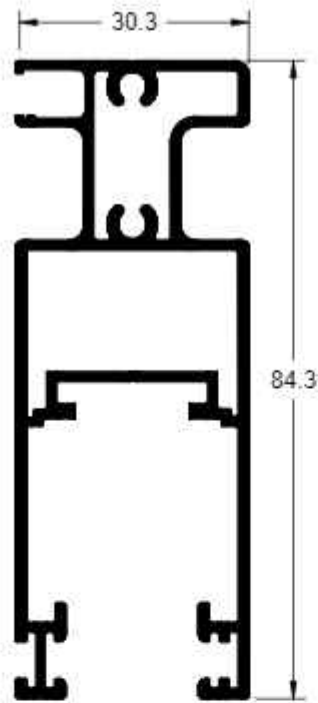
Code Κωδικός	2700-203
Weight Βάρος	1116 gr/m
Description	Narrow interlock
Περιγραφή	Στενός Γάντζος



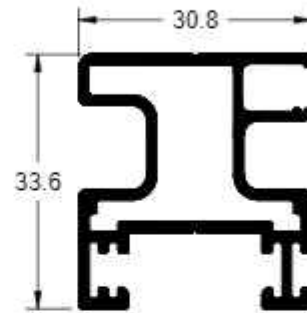
Code Κωδικός	2700-205
Weight Βάρος	1011 gr/m
Description	Narrow interlock
Περιγραφή	Στενός Γάντζος



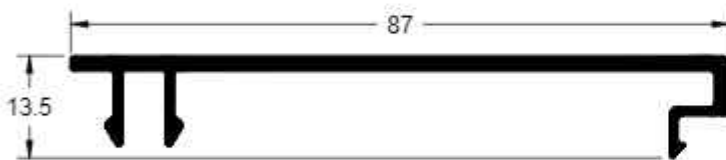
Code Κωδικός	2700-204
Weight Βάρος	2029 gr/m
Description	Reinforced narrow interlock
Περιγραφή	Ενισχυμένος στενός γάντζος



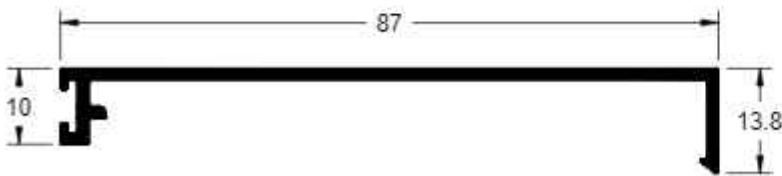
Code Κωδικός	2700-206
Weight Βάρος	1245 gr/m
Description	Sash for mosq. screen
Περιγραφή	Φύλλο σίτας



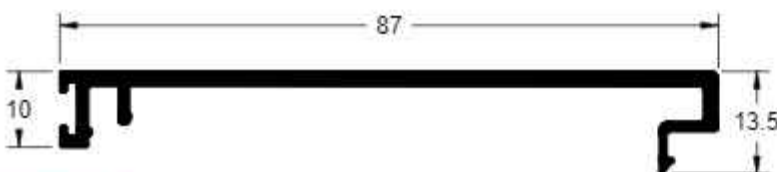
Code Κωδικός	2700-207
Weight Βάρος	639 gr/m
Description	Narrow sash for mosq. screen
Περιγραφή	Στενό φύλλο σίτας



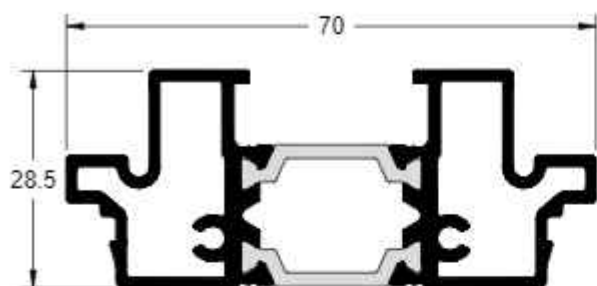
Code Κωδικός	2700-301
Weight Βάρος	610 gr/m
Description	Cover for interlock
Περιγραφή	Καπάκι γάντζου



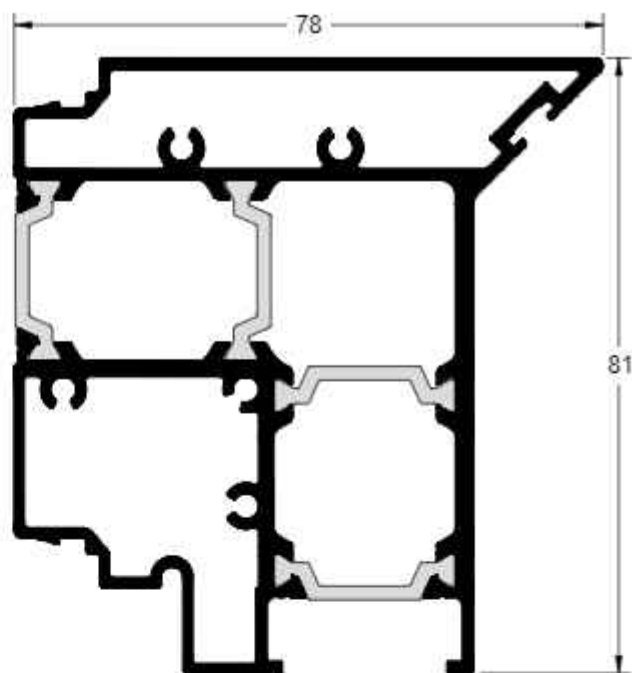
Code Κωδικός	2700-303
Weight Βάρος	463 gr/m
Description	Cover for narrow interlock
Περιγραφή	Καπάκι στενού γάντζου



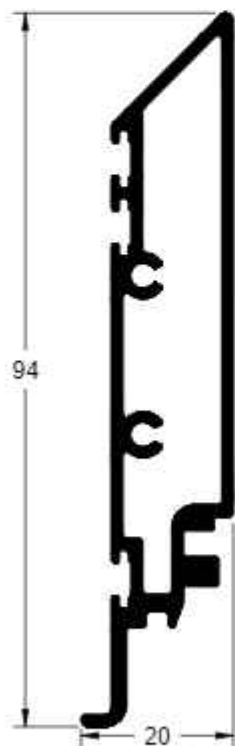
Code Κωδικός	2700-305
Weight Βάρος	605 gr/m
Description	Cover for narrow interlock
Περιγραφή	Καπάκι στενού γάντζου



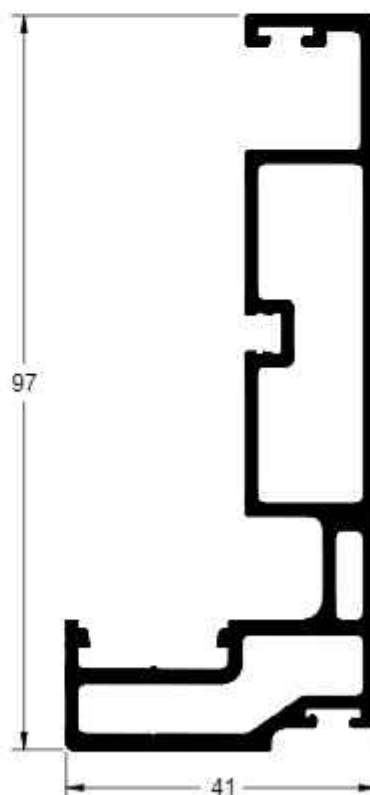
Code Κωδικός	2700-501
Weight Βάρος	1168 gr/m
Description	Central adapter
Περιγραφή	Μπινί



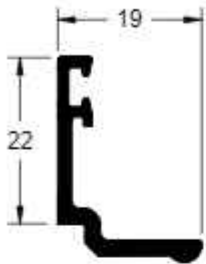
Code Κωδικός	2700-502
Weight Βάρος	2515 gr/m
Description	Corner adapter
Περιγραφή	Μπινί γωνιακού



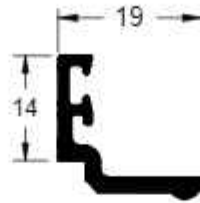
Code Κωδικός	2700-503
Weight Βάρος	1039 gr/m
Description	Corner adapter
Περιγραφή	Μπινί γωνιακού



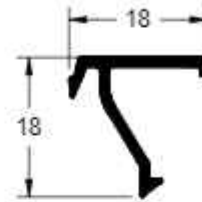
Code Κωδικός	2700-504
Weight Βάρος	1490 gr/m
Description	Central adapter for triple sliding
Περιγραφή	Μπινί τριπλού επαλλήλου



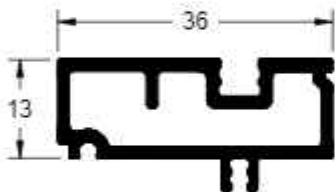
Code Κωδικός	2700-701
Weight Βάρος	242 gr/m
Description	Glazing bead
Περιγραφή	Πηχάκι



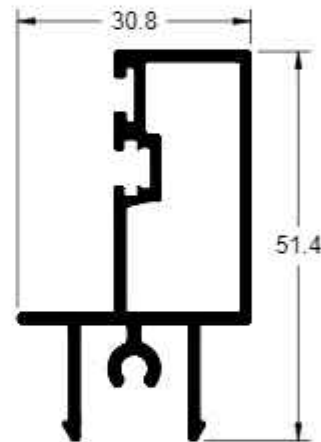
Code Κωδικός	2700-702
Weight Βάρος	203 gr/m
Description	Glazing bead
Περιγραφή	Πηχάκι



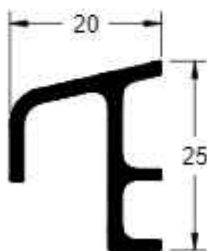
Code Κωδικός	2700-703
Weight Βάρος	145 gr/m
Description	Glazing bead
Περιγραφή	Πηχάκι



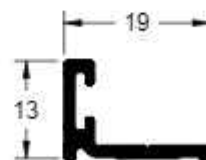
Code Κωδικός	2700-901
Weight Βάρος	473 gr/m
Description	Additional profile
Περιγραφή	Πρόσθετο προφίλ



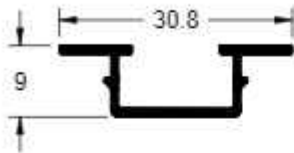
Code Κωδικός	2700-505
Weight Βάρος	649 gr/m
Description	Corner adapter for screen
Περιγραφή	Μπινι γωνιακού σίτας



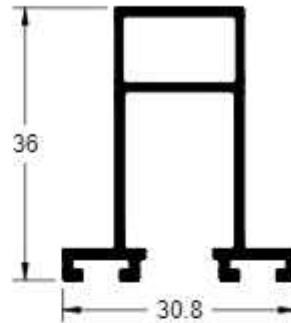
Code Κωδικός	2700-903
Weight Βάρος	296 gr/m
Description	Drainage profile
Περιγραφή	Νεροσταλλάκτης οδηγού



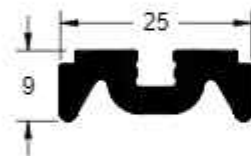
Code Κωδικός	2700-907
Weight Βάρος	154 gr/m
Description	Rail Additional profile
Περιγραφή	Πρόσθετο φτερό οδηγού



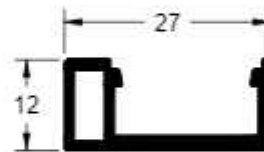
Code Κωδικός	2700-932
Weight Βάρος	155 gr/m
Description	Additional profile for 2700-206
Περιγραφή	Πρόσθετο προφίλ για 2700-206



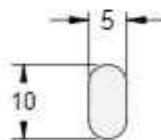
Code Κωδικός	2700-935
Weight Βάρος	417 gr/m
Description	Additional profile for 2700-206
Περιγραφή	Πρόσθετο προφίλ για 2700-206



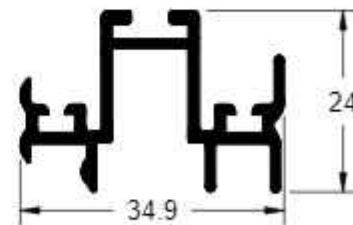
Code Κωδικός	2700-908
Weight Βάρος	397 gr/m
Description	Spacer for locking mechanism
Περιγραφή	Βάση κλειδαριάς



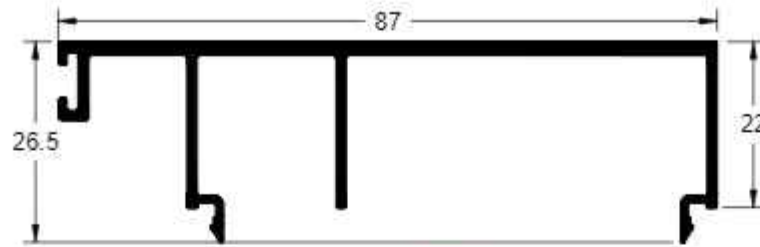
Code Κωδικός	2700-920
Weight Βάρος	273 gr/m
Description	Glass support plate
Περιγραφή	Προφίλ βάσης υάλωσης



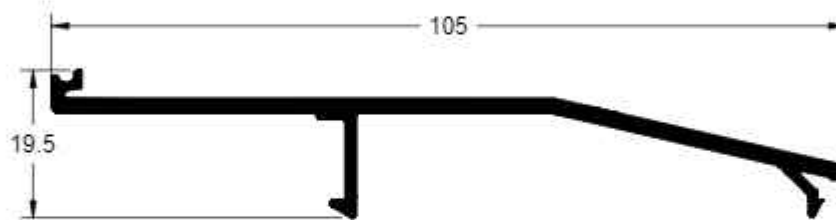
Code Κωδικός	250-802
Weight Βάρος	118 gr/m
Description	Aluminum guide rail
Περιγραφή	Οδηγός αλουμινίου



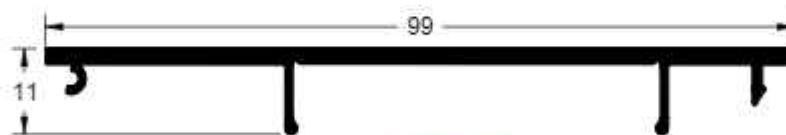
Code Κωδικός	220-307
Weight Βάρος	465 gr/m
Description	Central adapter for shutter & mosq. screen profile
Περιγραφή	Μπινι πατζουριού/σίτας



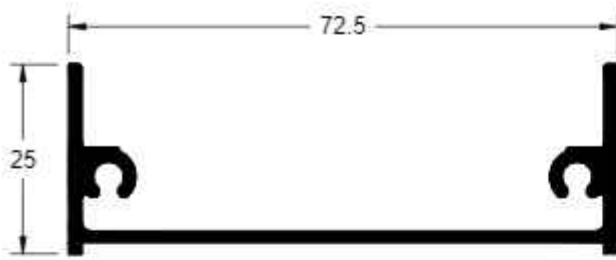
Code Κωδικός	2700-911
Weight Βάρος	840 gr/m
Description	Cover for rail 2700-103
Περιγραφή	Κάλυμμα οδηγού 2700-103



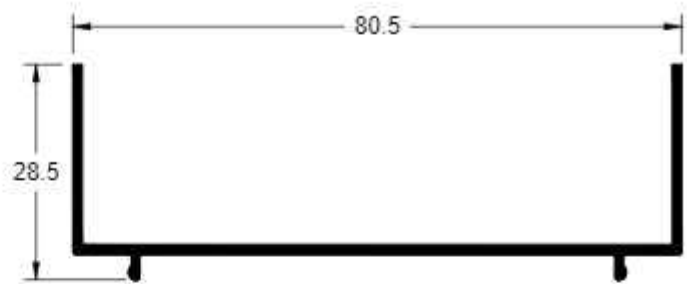
Code Κωδικός	2700-912
Weight Βάρος	748 gr/m
Description	Cover for rail 2700-103
Περιγραφή	Κάλυμμα οδηγού 2700-103



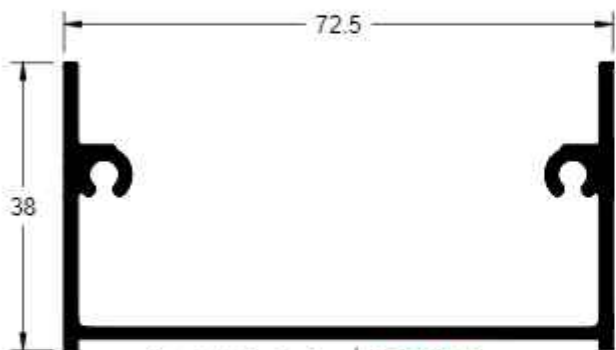
Code Κωδικός	2700-926
Weight Βάρος	683 gr/m
Description	Cover for rail 2700-103
Περιγραφή	Κάλυμμα οδηγού 2700-103




Code Κωδικός	2700-915
Weight Βάρος	670 gr/m
Description	Drainage profile
Περιγραφή	Νεροσυλλέκτης




Code Κωδικός	2700-924
Weight Βάρος	437 gr/m
Description	Rail cover
Περιγραφή	Καπάκι οδηγού



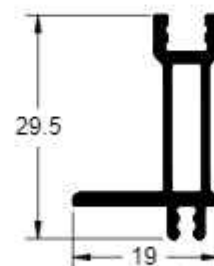
Code Κωδικός	2700-916
Weight Βάρος	794 gr/m
Description	Drainage profile
Περιγραφή	Νεροσυλλέκτης



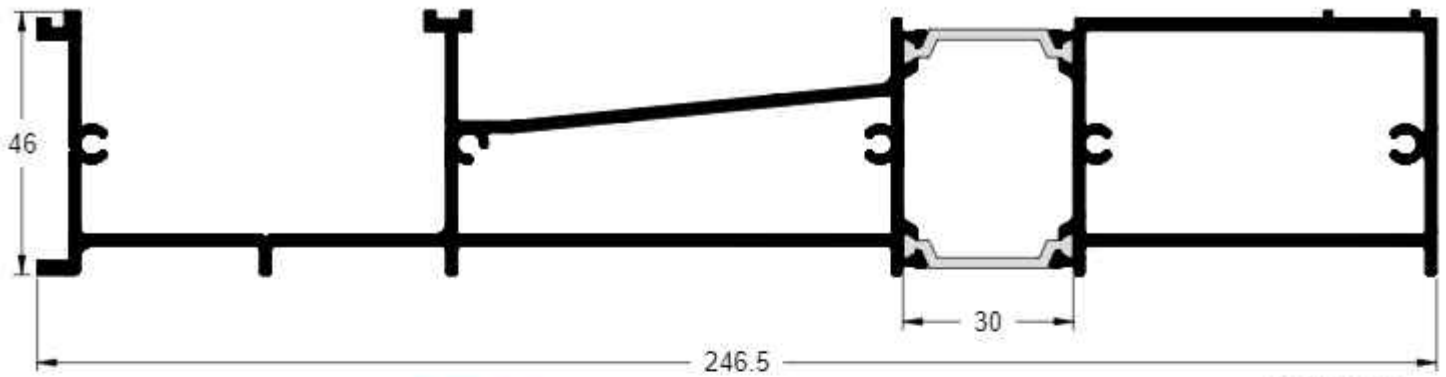
Code Κωδικός	2700-918
Weight Βάρος	340 gr/m
Description	Cover for low rail 2700-102
Περιγραφή	Κάλυμμα χαμηλού οδηγού 2700-102



Code Κωδικός	2700-917
Weight Βάρος	862 gr/m
Description	Drainage profile
Περιγραφή	Νεροσυλλέκτης

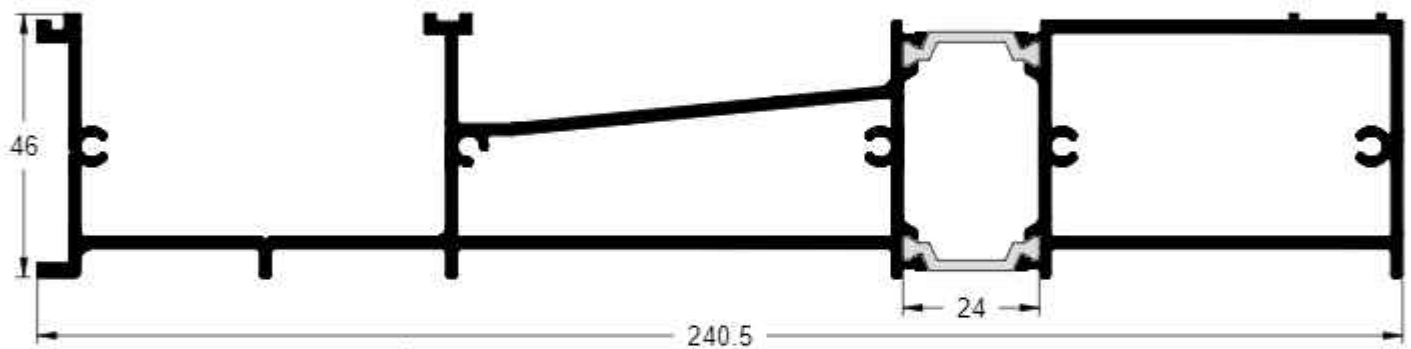


Code Κωδικός	2700-914
Weight Βάρος	273 gr/m
Description	Additional rail
Περιγραφή	Πρόσθετος οδηγός



Code Κωδικός	2700-922
Weight Βάρος	3734 gr/m
Description	Drainage profile
Περιγραφή	Οδηγός αποστράγγισης

SCALE 1:1.3



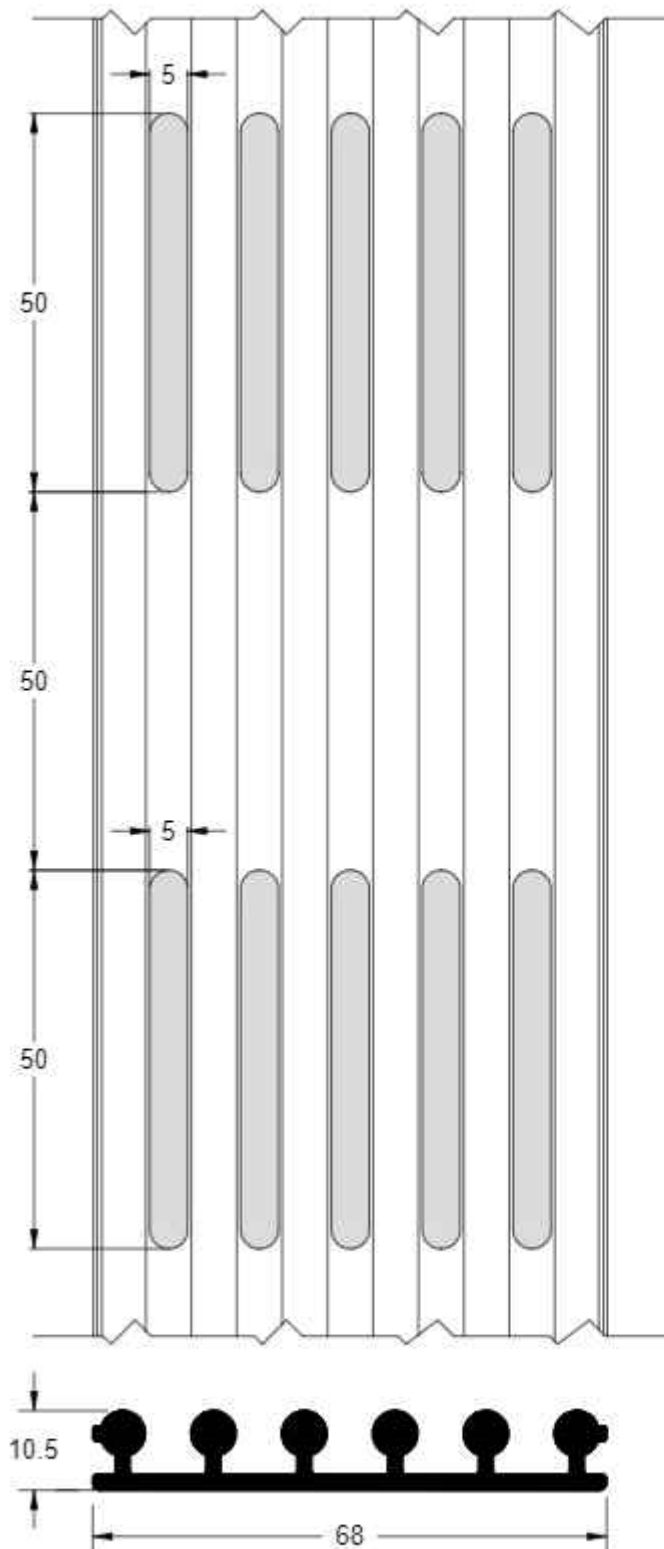
Code Κωδικός	2700-923
Weight Βάρος	3706 gr/m
Description	Drainage profile
Περιγραφή	Οδηγός αποστράγγισης

SCALE 1:1.3

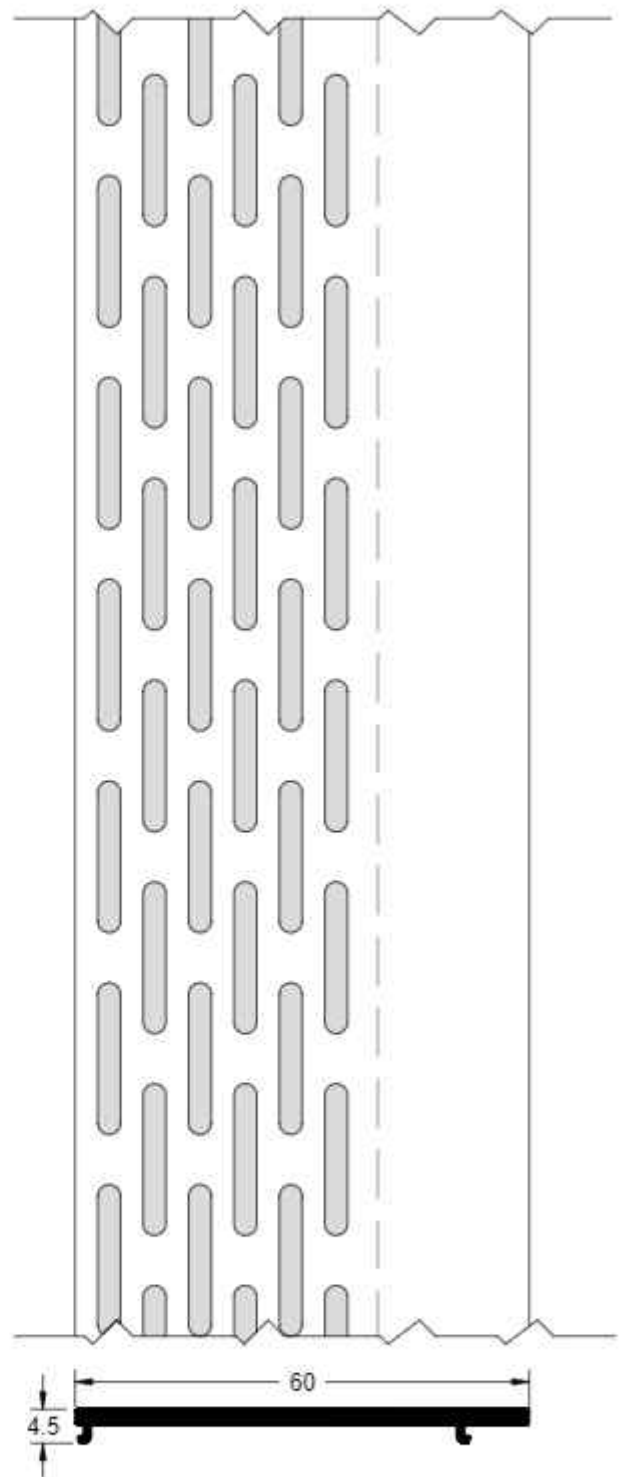


Code Κωδικός	2700-937
Weight Βάρος	4023 gr/m
Description	Drainage profile
Περιγραφή	Οδηγός αποστράγγισης

SCALE 1:1.6



Code Κωδικός	2900-909
Weight Βάρος	918 gr/m
Description	Water drainage grill
Περιγραφή	Σχάρα απορροής υδάτων



Code Κωδικός	2700-921
Description	Water drain perforated
Περιγραφή	Σχάρα απορροής υδάτων



SL2700

Moments of inertia and
maximum dimensions

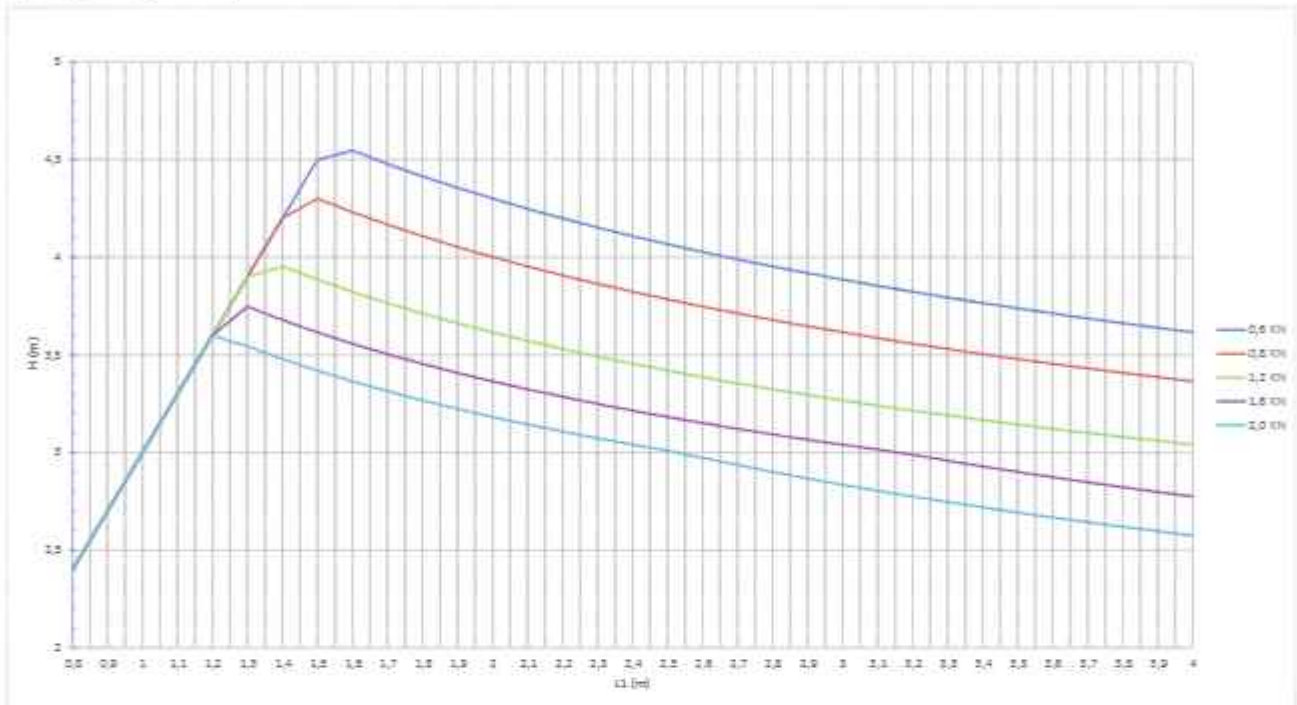
- Διαγράμματα
ροπών και μέγιστες
διαστάσεις



Window dimension limits based on different interlock versions

The following diagrams should be used as guidelines for profile selection depending on the wind pressure. They are not substitutes to a structural analysis of the construction

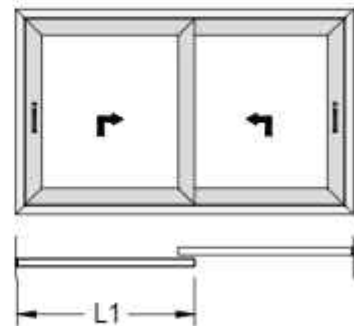
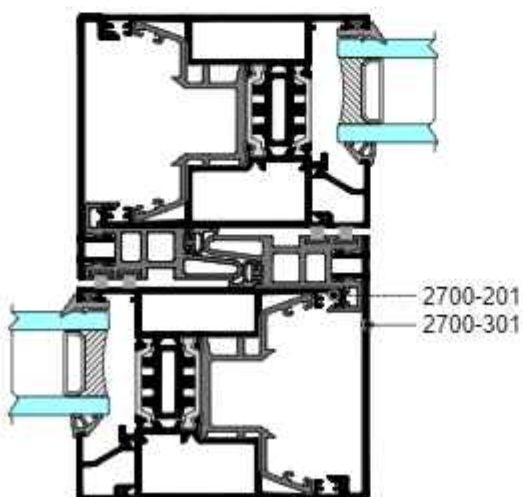
Τα παρακάτω διαγράμματα αποτελούν ενδεικτικές οδηγίες για την επιλογή των προφίλ ανάλογα την πίεση του ανέμου. Δεν μπορούν να χρησιμοποιηθούν στην θέση μιας ολοκληρωμένης στατικής ανάλυσης



$i_x = 519 \text{ cm}^4$

$L1 \geq 1/3H$

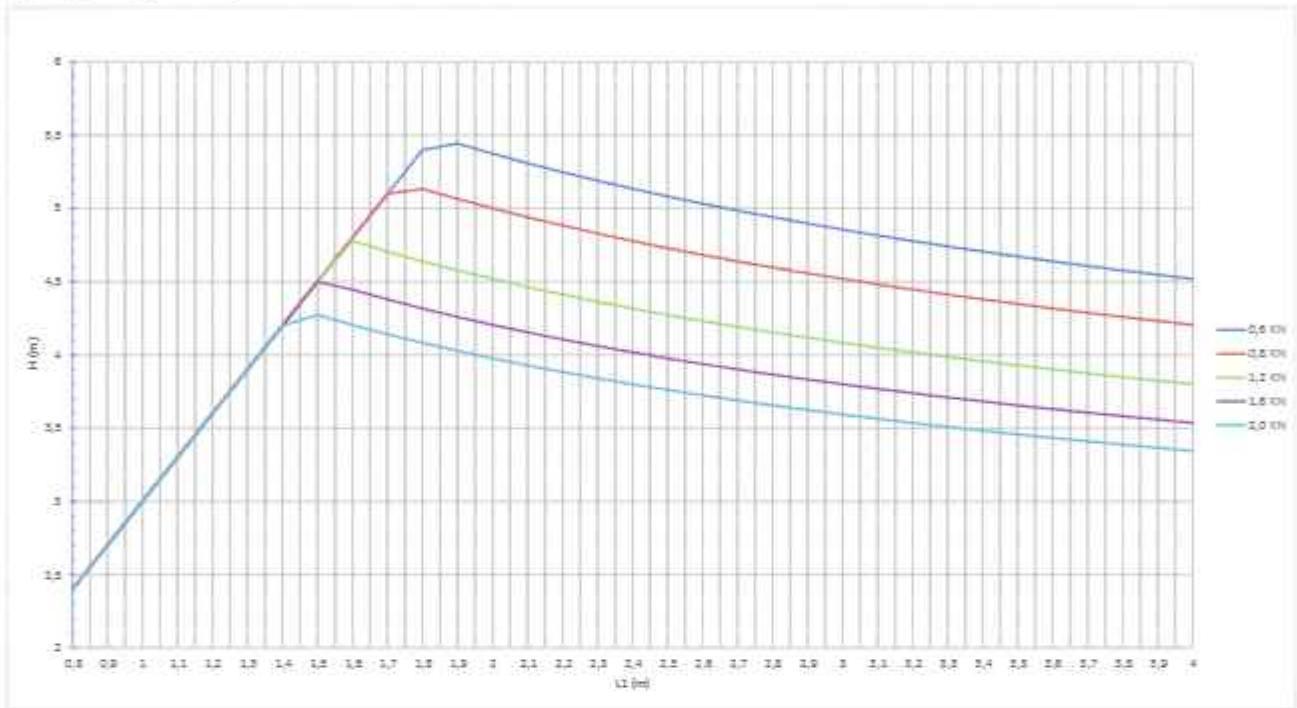
$H/200 \geq \text{βέλος κάμψης} \leq 15\text{mm}$



Window dimension limits based on different interlock versions

The following diagrams should be used as guidelines for profile selection depending on the wind pressure. They are not substitutes to a structural analysis of the construction

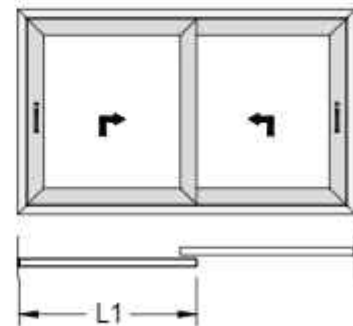
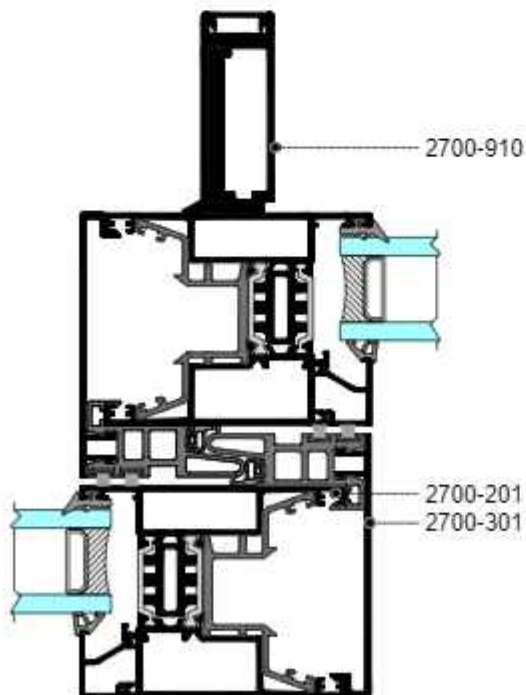
Τα παρακάτω διαγράμματα αποτελούν ενδεικτικές οδηγίες για την επιλογή των προφίλ ανάλογα την πίεση του ανέμου. Δεν μπορούν να χρησιμοποιηθούν στην θέση μιας ολοκληρωμένης στατικής ανάλυσης



$i_x = 1266 \text{ cm}^4$

$L1 \geq 1/3H$

$H/200 \geq \text{βέλος κάμψης} \leq 15\text{mm}$

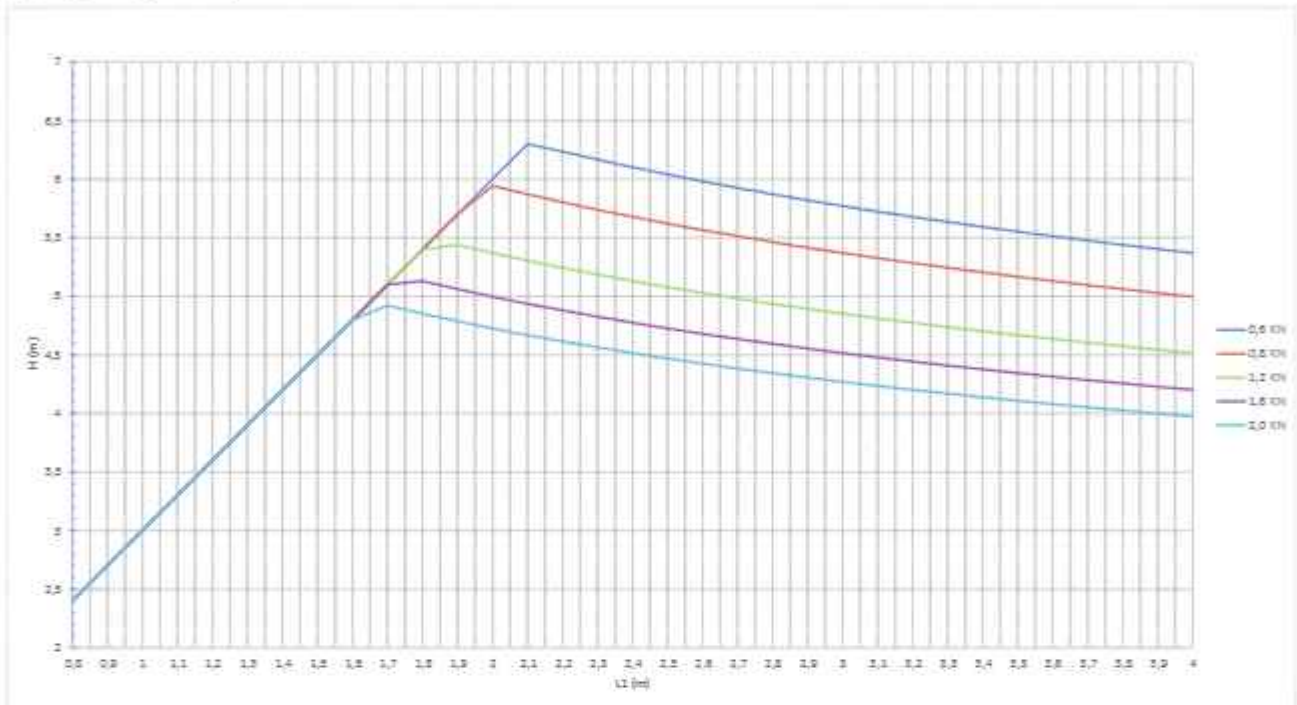


Scale 1:2.5

Window dimension limits based on different interlock versions

The following diagrams should be used as guidelines for profile selection depending on the wind pressure. They are not substitutes to a structural analysis of the construction

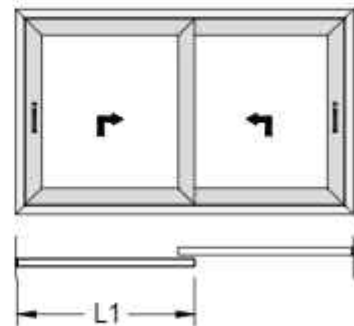
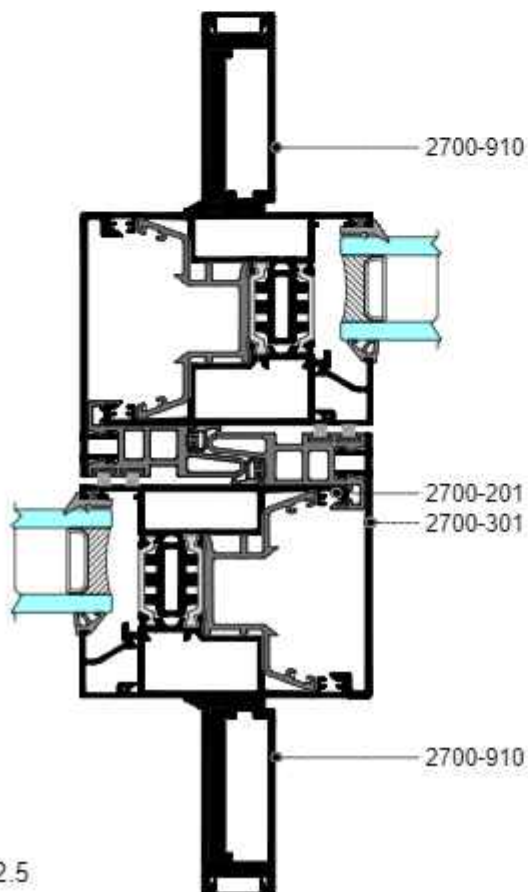
Τα παρακάτω διαγράμματα αποτελούν ενδεικτικές οδηγίες για την επιλογή των προφίλ ανάλογα την πίεση του ανέμου. Δεν μπορούν να χρησιμοποιηθούν στην θέση μιας ολοκληρωμένης στατικής ανάλυσης



$i_x = 2525 \text{ cm}^4$

$L1 \geq 1/3H$

$H/200 \geq \text{βέλος κάμψης} \leq 15\text{mm}$

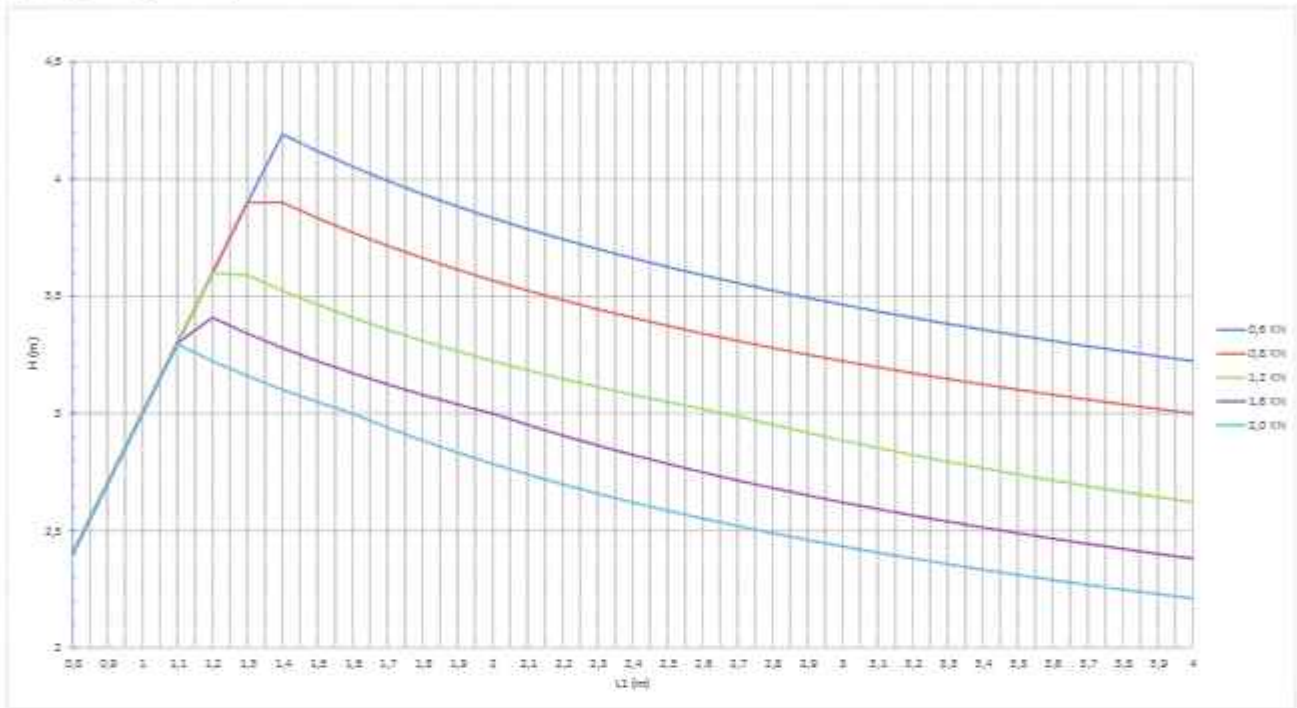


Scale 1:2.5

Window dimension limits based on different interlock versions

The following diagrams should be used as guidelines for profile selection depending on the wind pressure. They are not substitutes to a structural analysis of the construction

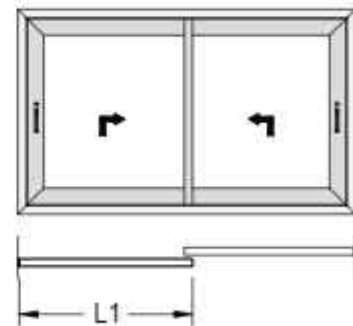
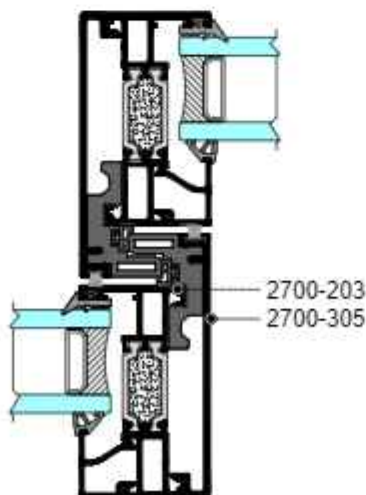
Τα παρακάτω διαγράμματα αποτελούν ενδεικτικές οδηγίες για την επιλογή των προφίλ ανάλογα την πίεση του ανέμου. Δεν μπορούν να χρησιμοποιηθούν στην θέση μιας ολοκληρωμένης στατικής ανάλυσης



$i_x = 328 \text{ cm}^4$

$L1 \geq 1/3H$

$H/200 \geq \text{βέλος κάμψης} \leq 15\text{mm}$

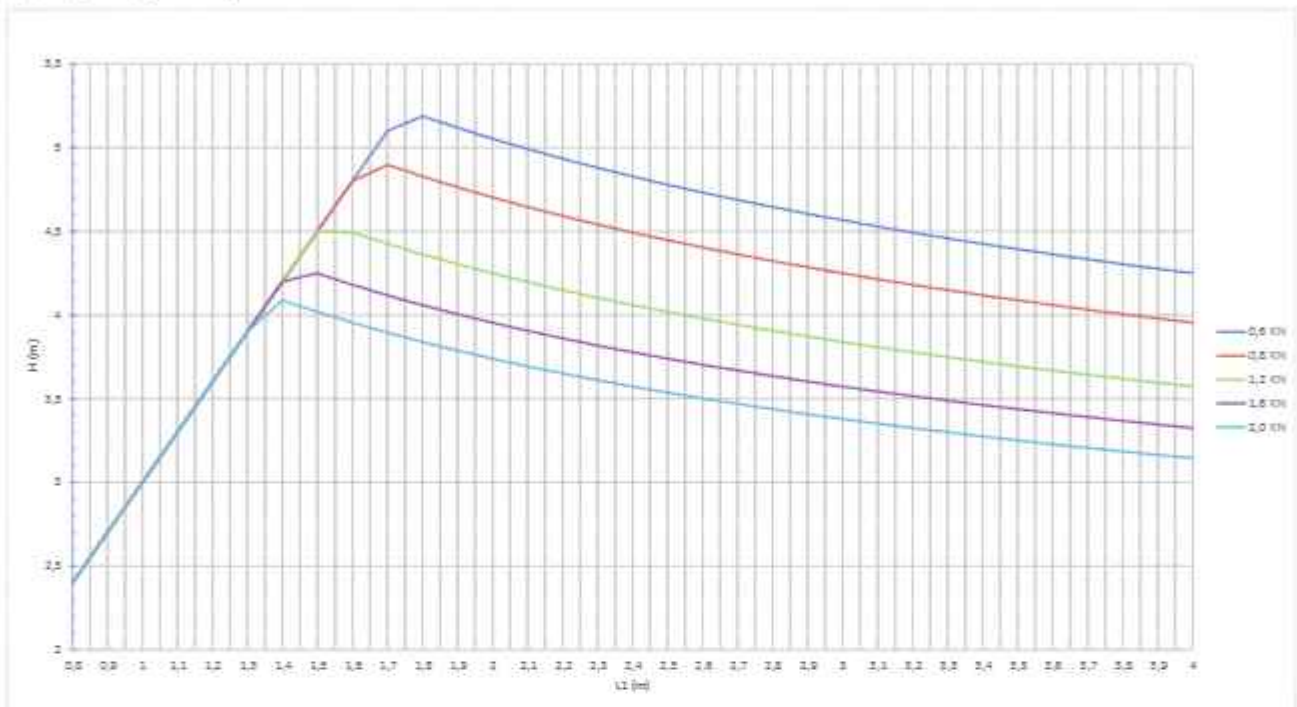


Scale 1:2.5

Window dimension limits based on different interlock versions

The following diagrams should be used as guidelines for profile selection depending on the wind pressure. They are not substitutes to a structural analysis of the construction

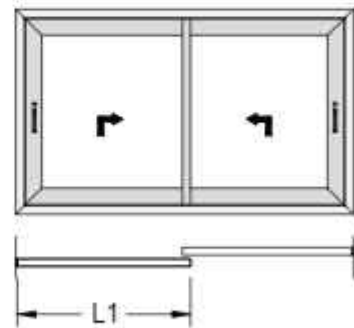
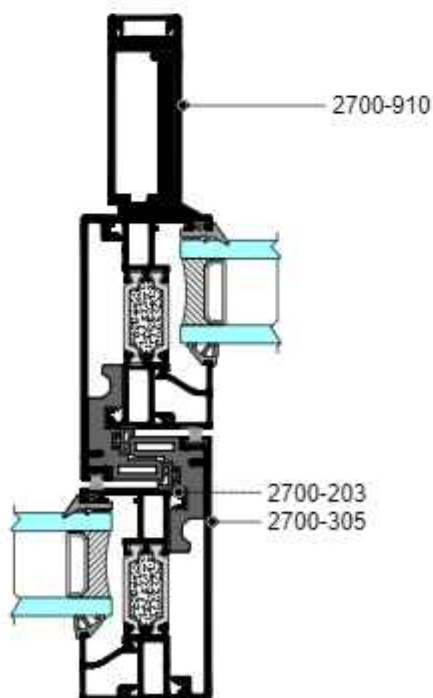
Τα παρακάτω διαγράμματα αποτελούν ενδεικτικές οδηγίες για την επιλογή των προφίλ ανάλογα την πίεση του ανέμου. Δεν μπορούν να χρησιμοποιηθούν στην θέση μιας ολοκληρωμένης στατικής ανάλυσης



$i_x = 990 \text{ cm}^4$

$L1 \geq 1/3H$

$H/200 \geq \text{βέλος κάμψης} \leq 15\text{mm}$

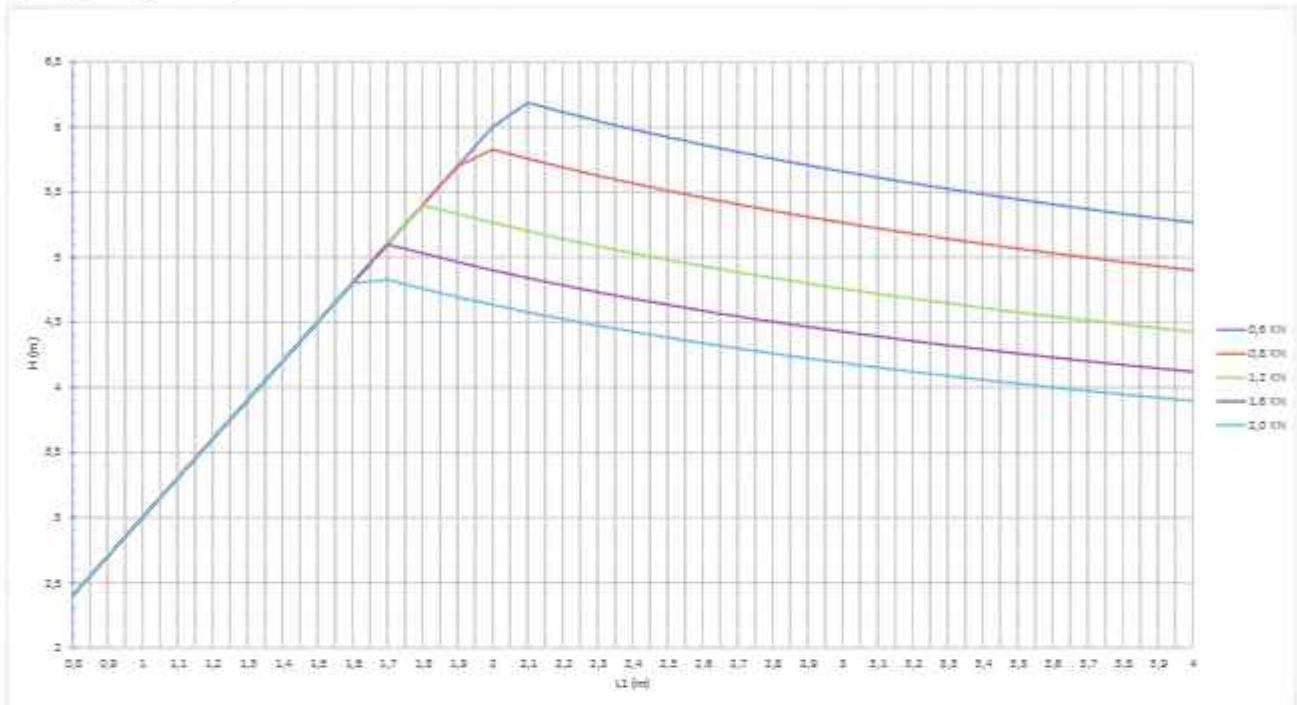


Scale 1:2.5

Window dimension limits based on different interlock versions

The following diagrams should be used as guidelines for profile selection depending on the wind pressure. They are not substitutes to a structural analysis of the construction

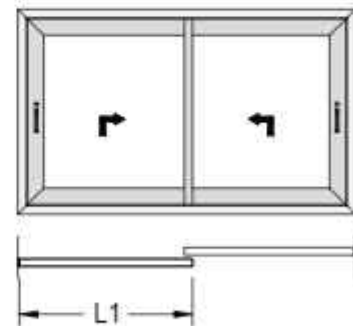
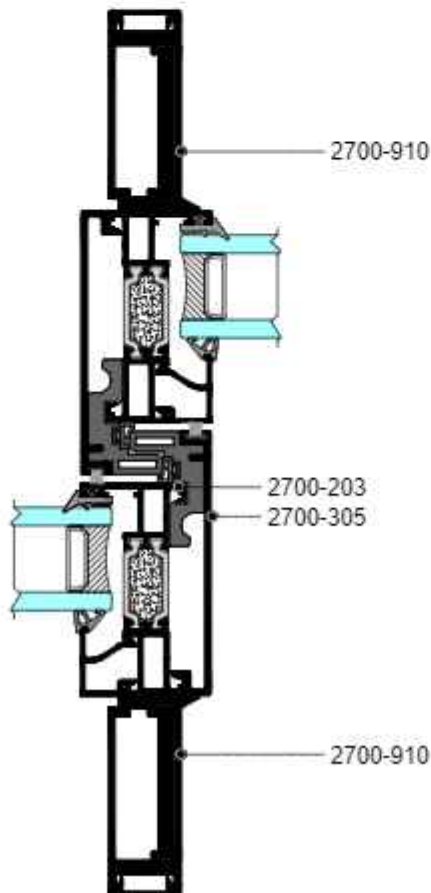
Τα παρακάτω διαγράμματα αποτελούν ενδεικτικές οδηγίες για την επιλογή των προφίλ ανάλογα την πίεση του ανέμου. Δεν μπορούν να χρησιμοποιηθούν στην θέση μιας ολοκληρωμένης στατικής ανάλυσης



$i_x = 2335 \text{ cm}^4$

$L1 \geq 1/3H$

$H/200 \geq \text{βέλος κάμψης} \leq 15\text{mm}$

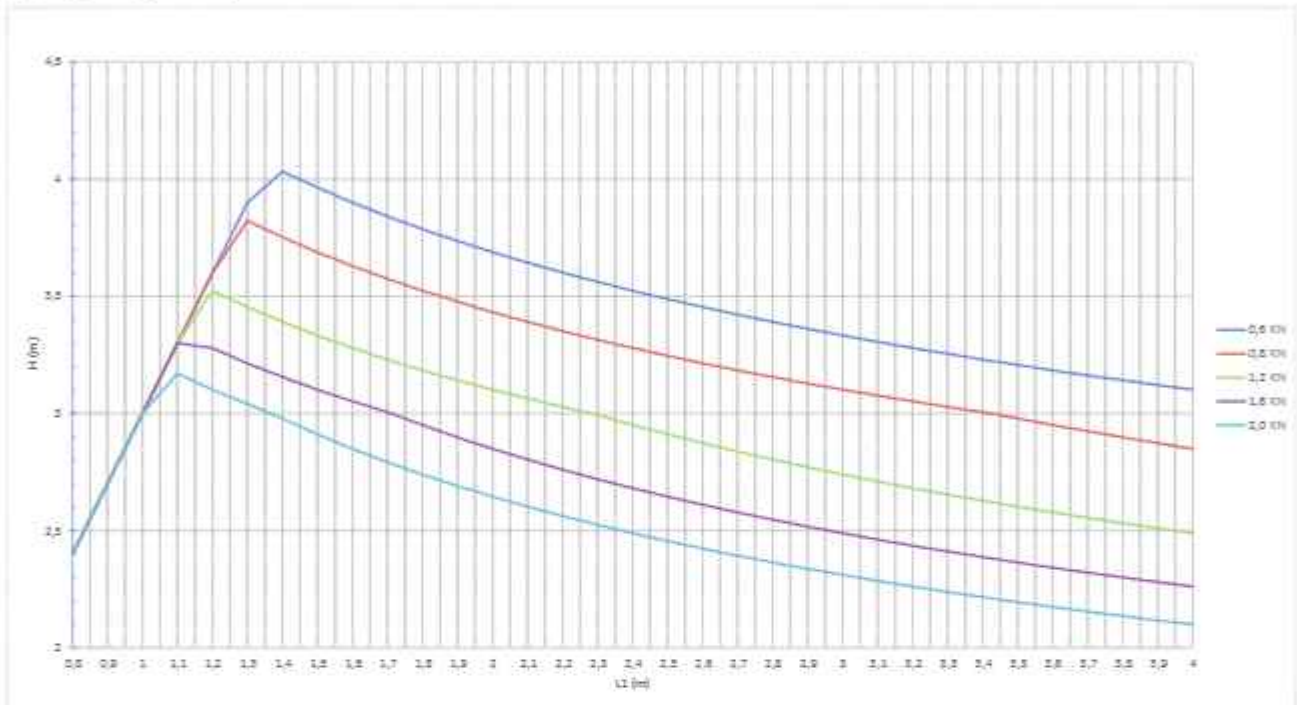


Scale 1:2.5

Window dimension limits based on different interlock versions

The following diagrams should be used as guidelines for profile selection depending on the wind pressure. They are not substitutes to a structural analysis of the construction

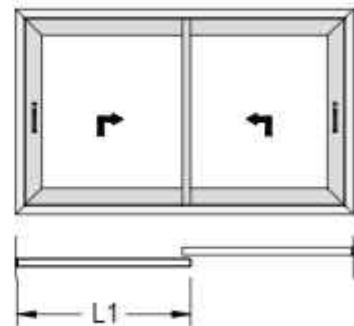
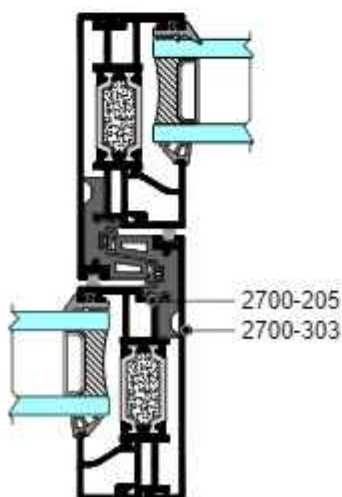
Τα παρακάτω διαγράμματα αποτελούν ενδεικτικές οδηγίες για την επιλογή των προφίλ ανάλογα την πίεση του ανέμου. Δεν μπορούν να χρησιμοποιηθούν στην θέση μιας ολοκληρωμένης στατικής ανάλυσης



$i_x = 281 \text{ cm}^4$

$L1 \geq 1/3H$

$H/200 \geq \text{βέλος κάμψης} \leq 15\text{mm}$

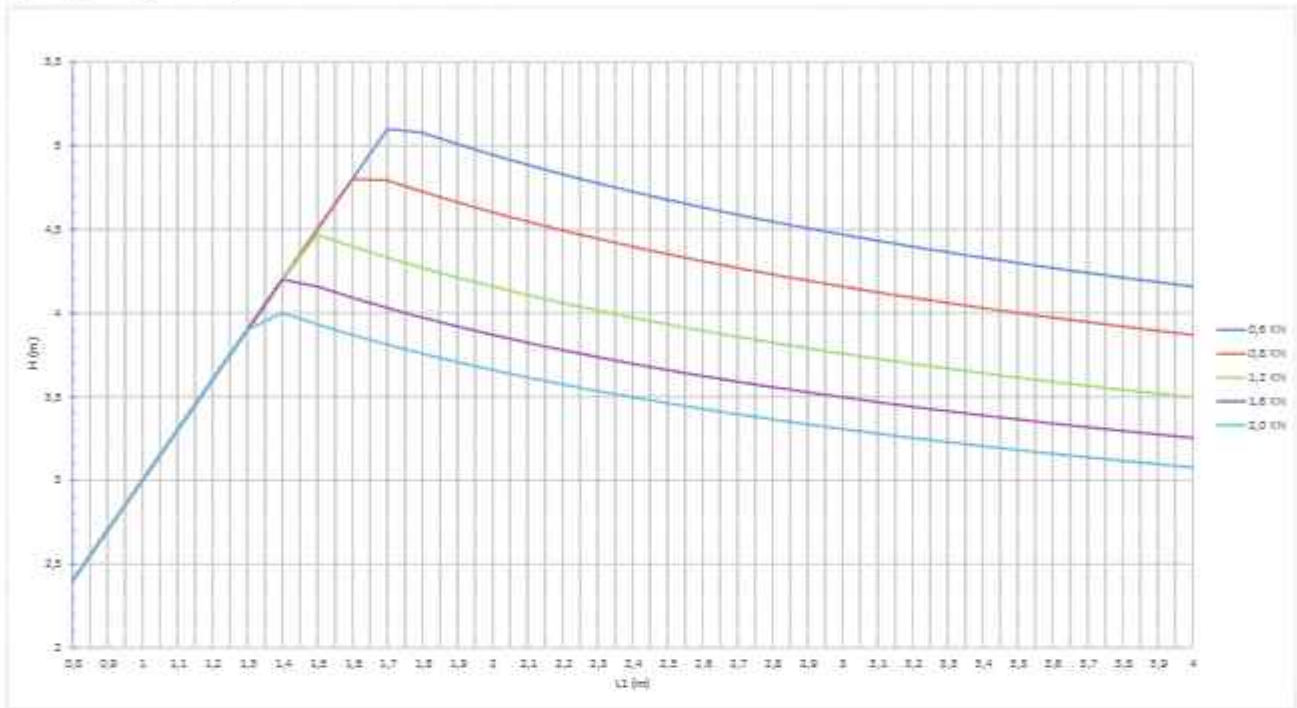


Scale 1:2.5

Window dimension limits based on different interlock versions

The following diagrams should be used as guidelines for profile selection depending on the wind pressure. They are not substitutes to a structural analysis of the construction

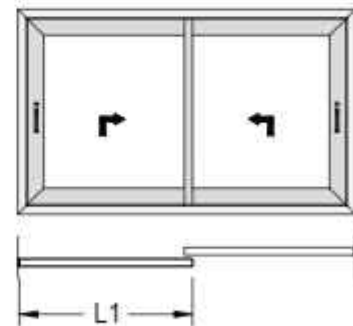
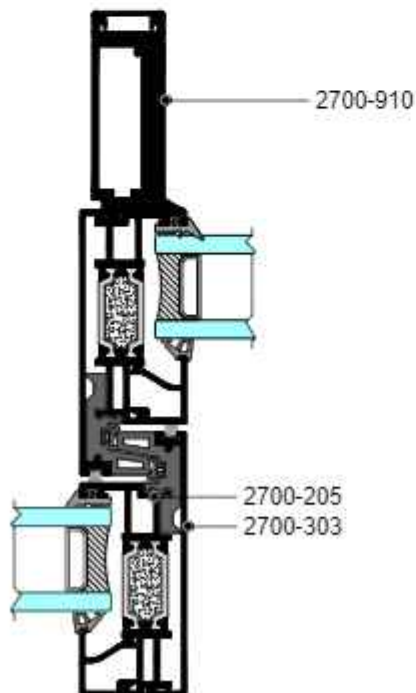
Τα παρακάτω διαγράμματα αποτελούν ενδεικτικές οδηγίες για την επιλογή των προφίλ ανάλογα την πίεση του ανέμου. Δεν μπορούν να χρησιμοποιηθούν στην θέση μιας ολοκληρωμένης στατικής ανάλυσης



$i_x = 908 \text{ cm}^4$

$L1 \geq 1/3H$

$H/200 \geq \text{βέλος κάμψης} \leq 15\text{mm}$

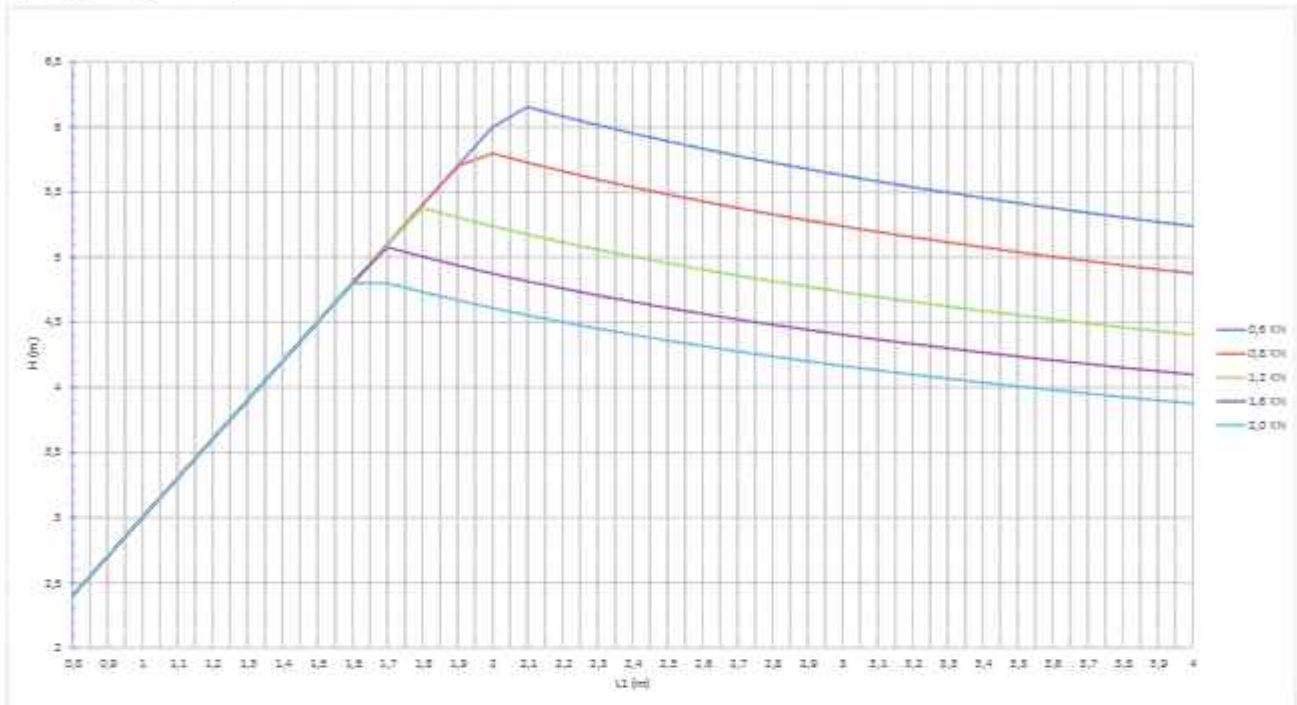


Scale 1:2.5

Window dimension limits based on different interlock versions

The following diagrams should be used as guidelines for profile selection depending on the wind pressure. They are not substitutes to a structural analysis of the construction

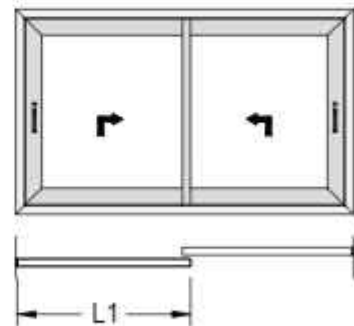
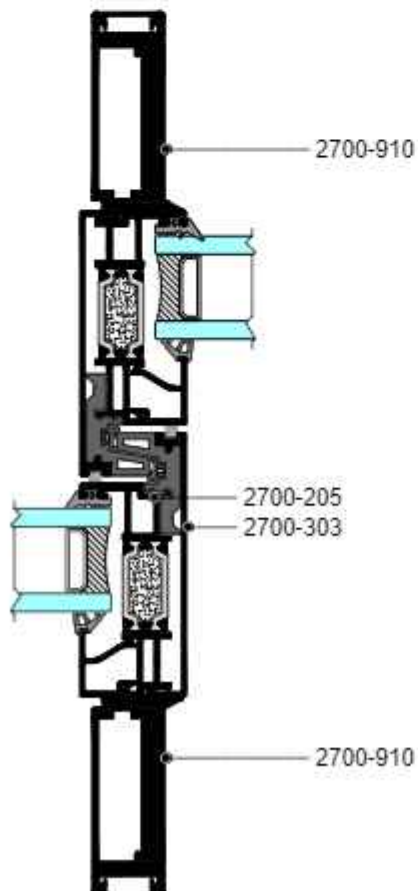
Τα παρακάτω διαγράμματα αποτελούν ενδεικτικές οδηγίες για την επιλογή των προφίλ ανάλογα την πίεση του ανέμου. Δεν μπορούν να χρησιμοποιηθούν στην θέση μιας ολοκληρωμένης στατικής ανάλυσης



$i_x = 2287 \text{ cm}^4$

$L1 \geq 1/3H$

$H/200 \geq \text{βέλος κάμψης} \leq 15\text{mm}$

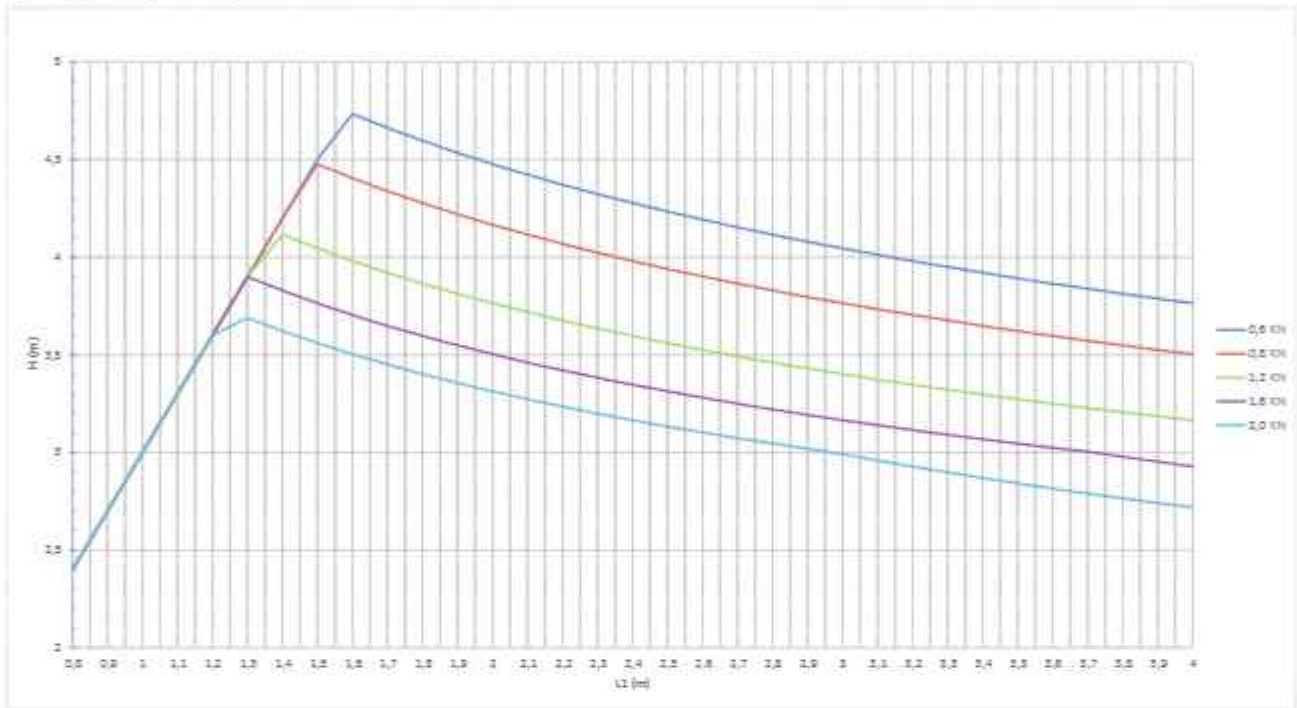


Scale 1:2.5

Window dimension limits based on different interlock versions

The following diagrams should be used as guidelines for profile selection depending on the wind pressure. They are not substitutes to a structural analysis of the construction

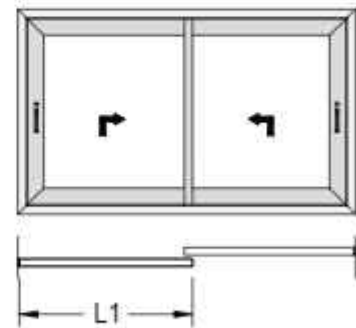
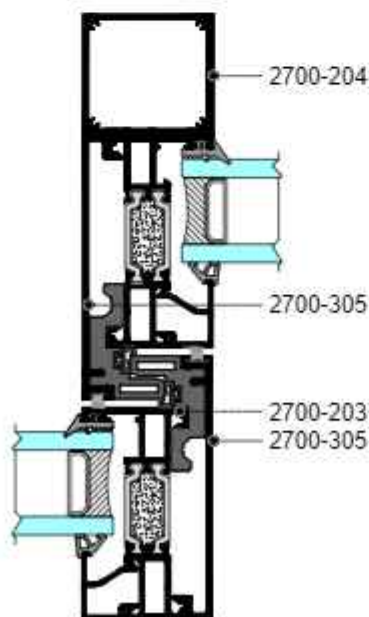
Τα παρακάτω διαγράμματα αποτελούν ενδεικτικές οδηγίες για την επιλογή των προφίλ ανάλογα την πίεση του ανέμου. Δεν μπορούν να χρησιμοποιηθούν στην θέση μιας ολοκληρωμένης στατικής ανάλυσης



$i_x = 610 \text{ cm}^4$

$L1 \geq 1/3H$

$H/200 \geq \text{βέλος κάμψης} \leq 15\text{mm}$



Scale 1:2.5

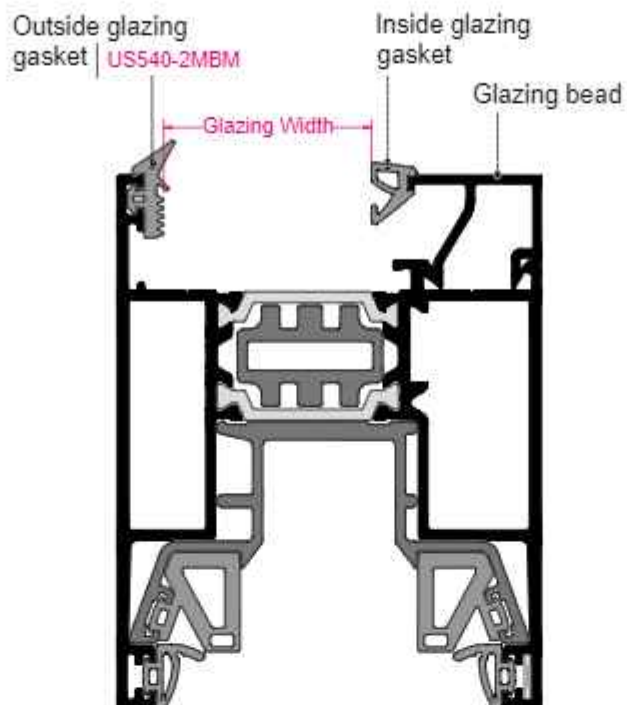


SL2700

Glazing thickness
calculation -
Επιλογή πάχους
υαλοπίνακα



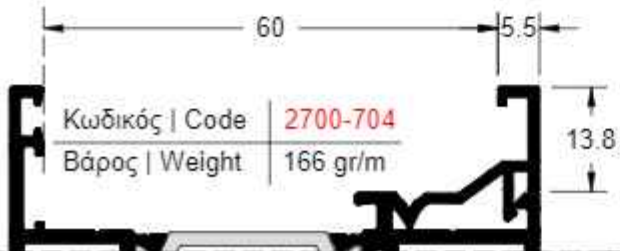
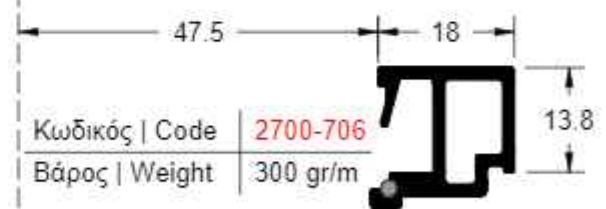
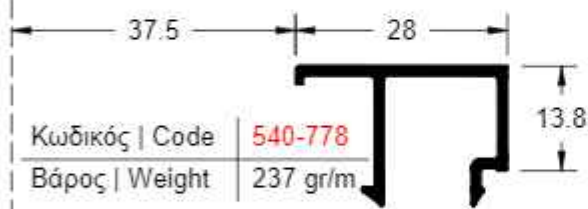
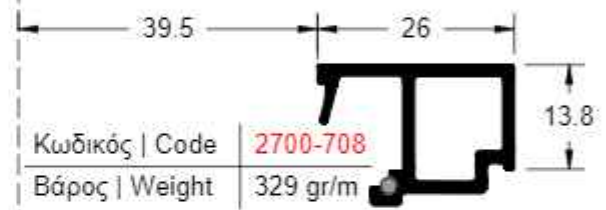
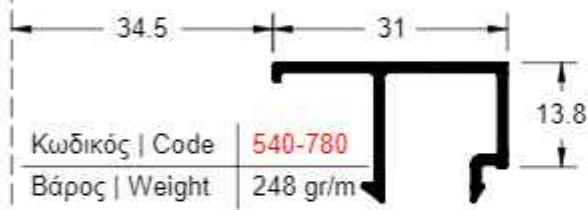
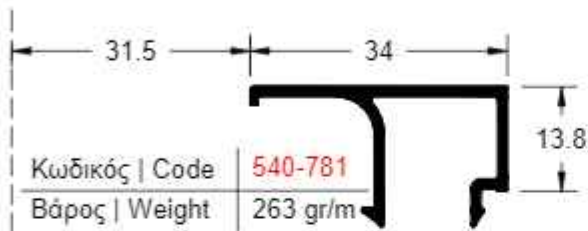
GLAZING BEADS COMBINATION/ GLAZING THICKNESS
ΣΥΝΔΥΑΣΜΟΙ ΠΗΧΑΚΙΩΝ/ ΠΑΧΟΣ ΥΑΛΟΠΙΝΑΚΑ



Glazing width calculation

Outside glazing gasket	Inside glazing gasket							Glazing bead
	7mm	6mm	5mm	4mm	3mm	2mm	1mm	
3mm	50mm	51mm	52mm	53mm	54mm	55mm	56mm	2700-704
3mm	42mm	43mm	44mm	45mm	46mm	47mm	48mm	2700-705
3mm	38mm	39mm	40mm	41mm	42mm	43mm	44mm	2700-706
3mm	34mm	35mm	36mm	37mm	38mm	39mm	40mm	540-779
3mm	34mm	35mm	36mm	37mm	38mm	39mm	40mm	2700-707
3mm	30mm	31mm	32mm	33mm	34mm	35mm	36mm	2700-708
3mm	28mm	29mm	30mm	31mm	32mm	33mm	34mm	540-778
3mm	26mm	27mm	28mm	29mm	30mm	31mm	32mm	2700-709
3mm	25mm	26mm	27mm	28mm	29mm	30mm	31mm	540-780
3mm	22mm	23mm	24mm	25mm	26mm	27mm	28mm	540-781

GLAZING BEADS COMBINATION
ΣΥΝΔΥΑΣΜΟΙ ΠΗΧΑΚΙΩΝ



ALUMINCO®

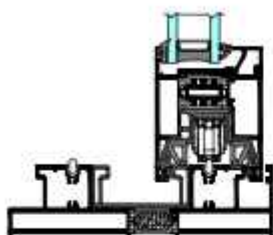
SL2700

Typologies -
Τυπολογίες

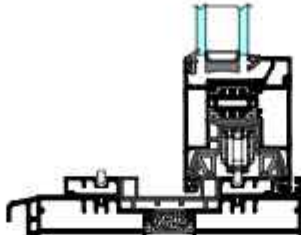


DOOR CONFIGURATIONS
ΤΥΠΟΛΟΓΙΕΣ ΚΑΤΑΣΚΕΥΩΝ

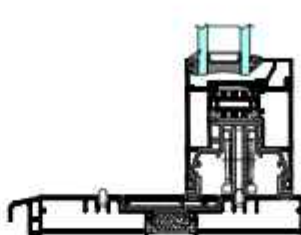
High performance track:



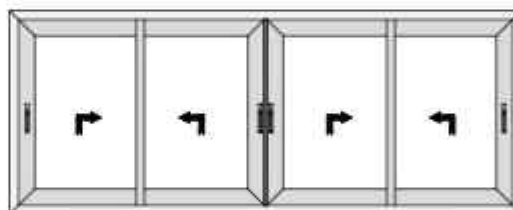
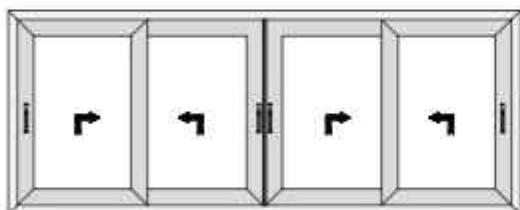
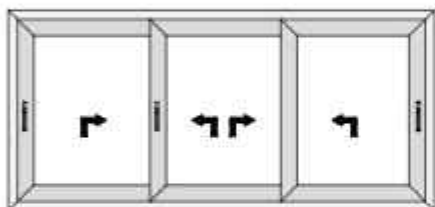
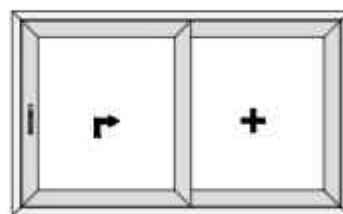
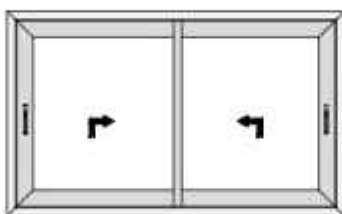
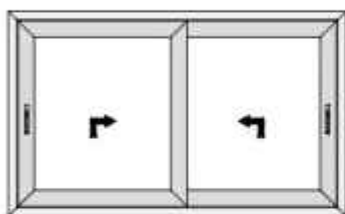
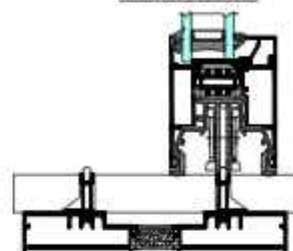
Semi flat track:



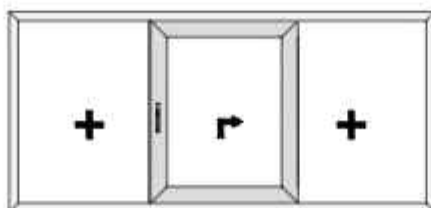
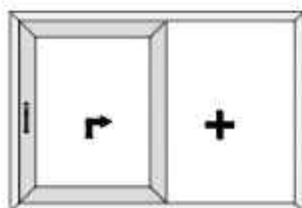
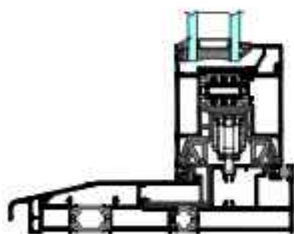
Low flat track:



Hidden track:

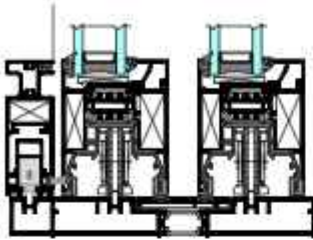


Hotel solution track:

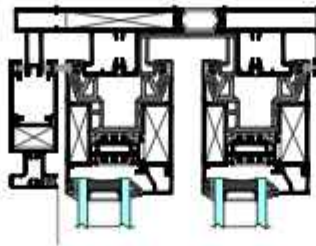


DOOR CONFIGURATIONS
ΤΥΠΟΛΟΓΙΕΣ ΚΑΤΑΣΚΕΥΩΝ

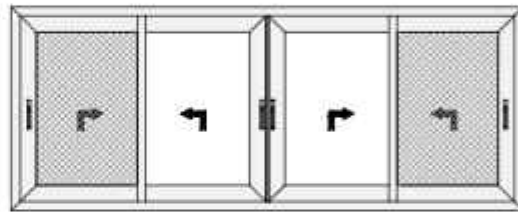
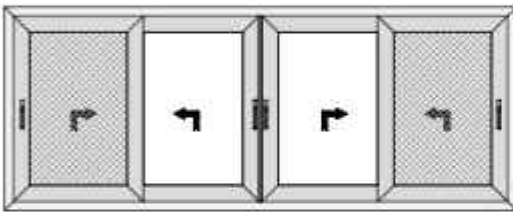
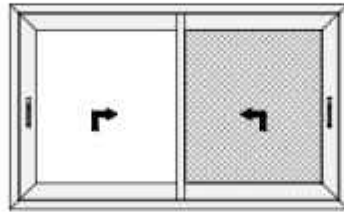
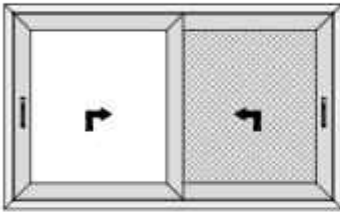
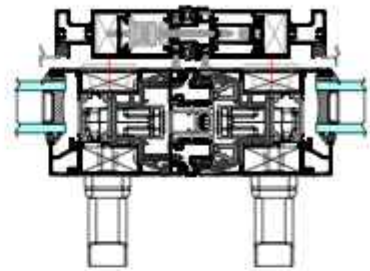
Low flat track



Top High performance track

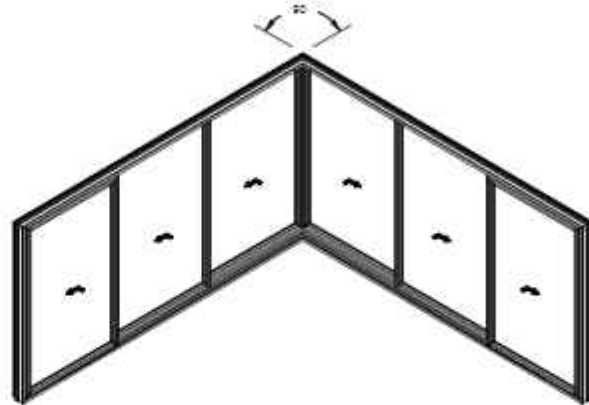
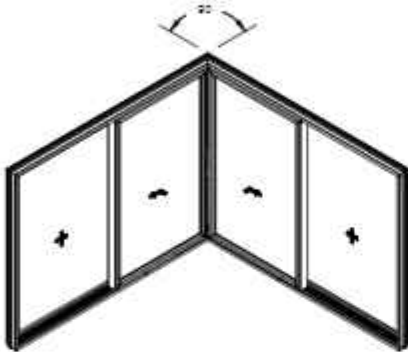
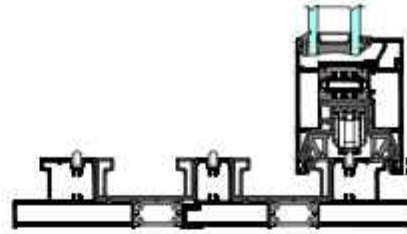
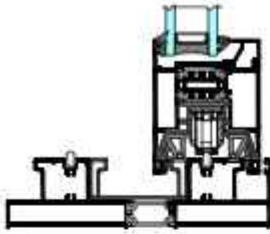


Meeting stile

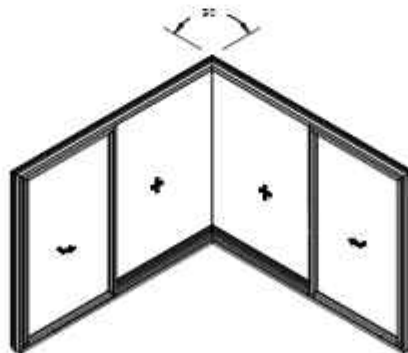
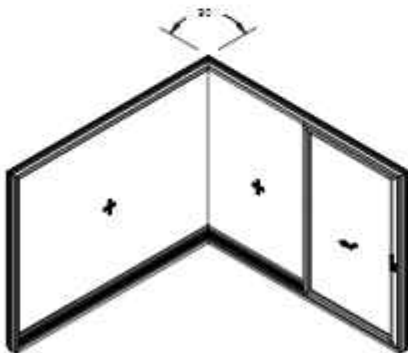
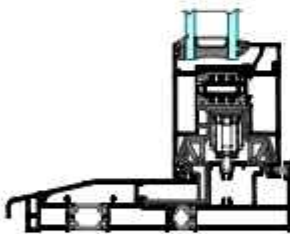


DOOR CONFIGURATIONS
ΤΥΠΟΛΟΓΙΕΣ ΚΑΤΑΣΚΕΥΩΝ

High performance track:



Hotel solution track:

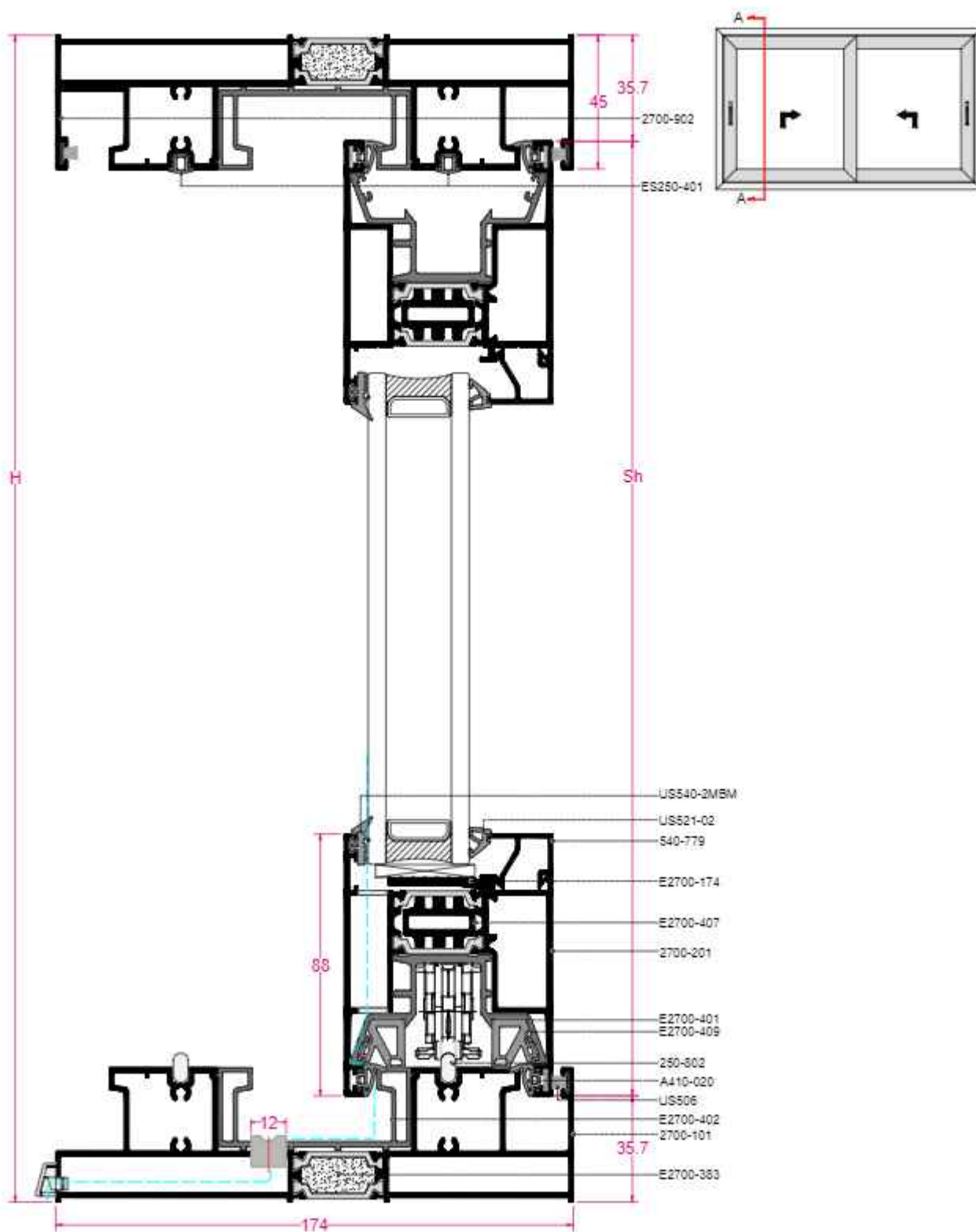




SL2700

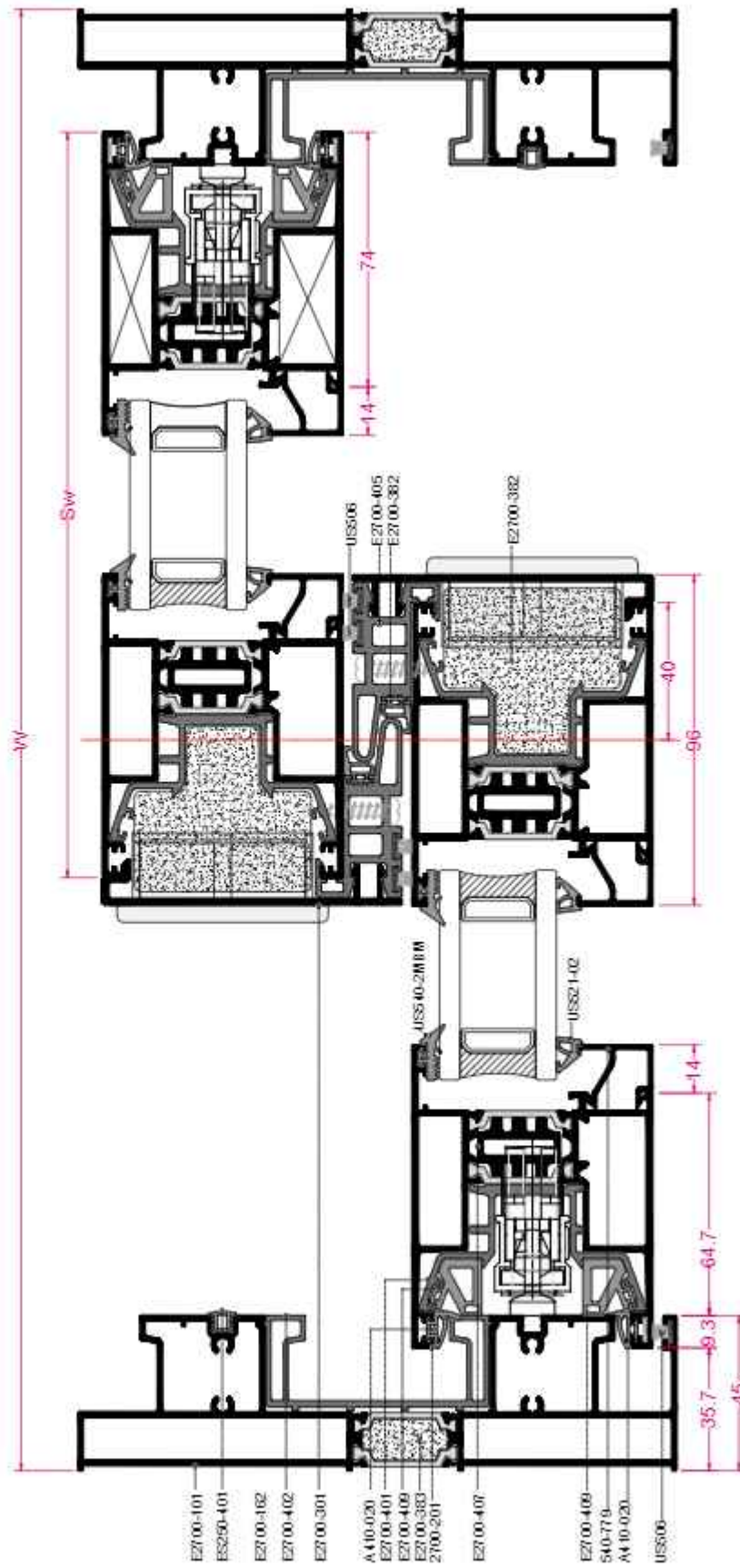
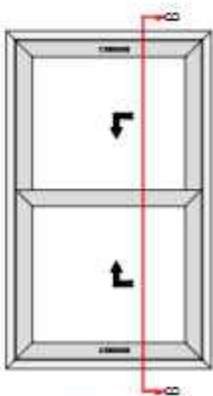
Sections and
material analysis -
Τομές και ανάλυση
υλικών

CUTTING CALCULATIONS OF DOUBLE OVERLAPPING
ΜΕΤΡΑ ΚΟΠΗΣ ΓΙΑ ΔΙΦΥΛΛΟ ΕΠΑΛΛΗΛΟ


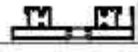































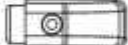
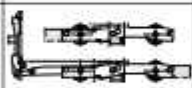







SCALE 1:2

CUTTING CALCULATIONS OF DOUBLE OVERLAPPING
 ΜΕΤΡΑ ΚΟΠΗΣ ΓΙΑ ΔΙΦΥΛΛΟ ΕΠΑΛΛΗΛΟ

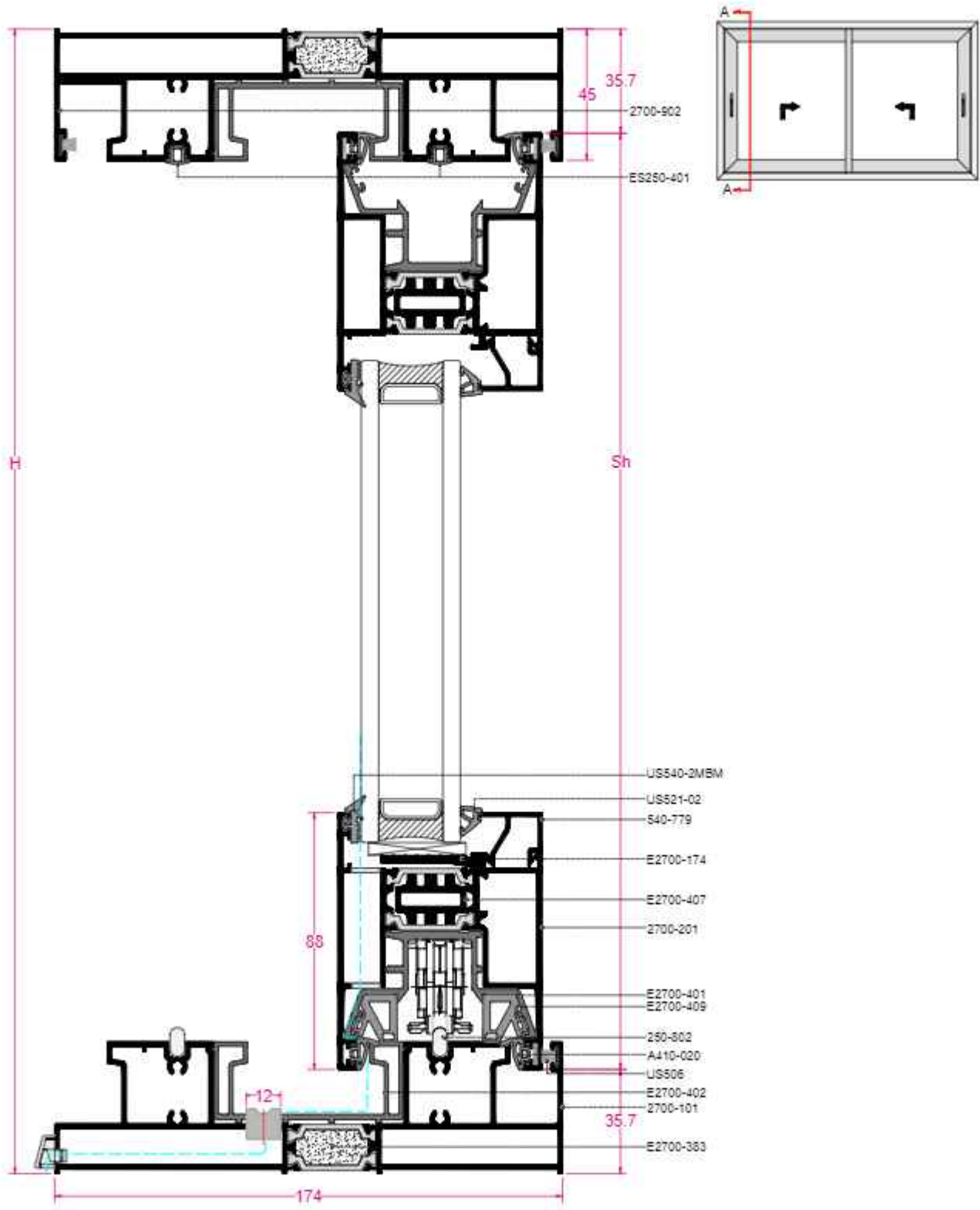


Sections and material analysis - Τομές και ανάλυση υλικών

Code	Drawing	Description	Cutting angle & formula	Quantity	Remarks
2700-101		Frame width	$Fw=W$ $Fw=W$	2	Top/ Bottom
2700-101		Frame height	$Fh=H$ $Fh=H$	2	Right/ Left
2700-201		Sash width	$Sw=(W/2)+4$ $Sw=(W/2)+4$	4	Top/ Bottom
2700-201		Sash Height	$Sh=H-71.5$ $Sh=H-71.5$	4	Right/ Left
2700-301		Interlock cover	$lh=H-71.5$ $lh=H-71.5$	2	Right/ Left
2700-902		Additional profile	$APw=W-34$	1	Top
540-779		Glazing bead	$GBw=Sw-148$	4	Top/ Bottom
540-779		Glazing bead	$GBh=Sh-176$	4	Right/ Left
E2700-401		Pvc cover for Sash	Cut with sash	4	Top/ Bottom
E2700-401		Pvc cover for Sash	Cut with sash	4	Right/ Left
E2700-402		Pvc cover for Frame	Cut with Frame	4	Top/ Bottom
E2700-402		Pvc cover for Frame	Cut with Frame	4	Right/ Left
E2700-405		Pvc cover for Interlock	Sh	2	Right/ Left
E2700-407		Internal plastic for sash	Cut with sash	4	Top/ Bottom Right/ Left
E2700-851		Stabilizer	-	16	Pcs
E2700-852		End cover for interlock	-	2	Pair
E2700-854		End cover for interlock PVC	-	2	Pair
A312-025		Lower central seal	-	1	Pcs
A312-028		Upper central seal	-	1	Pcs
EA450-836		Cover for drainage hole	-	-	Pcs

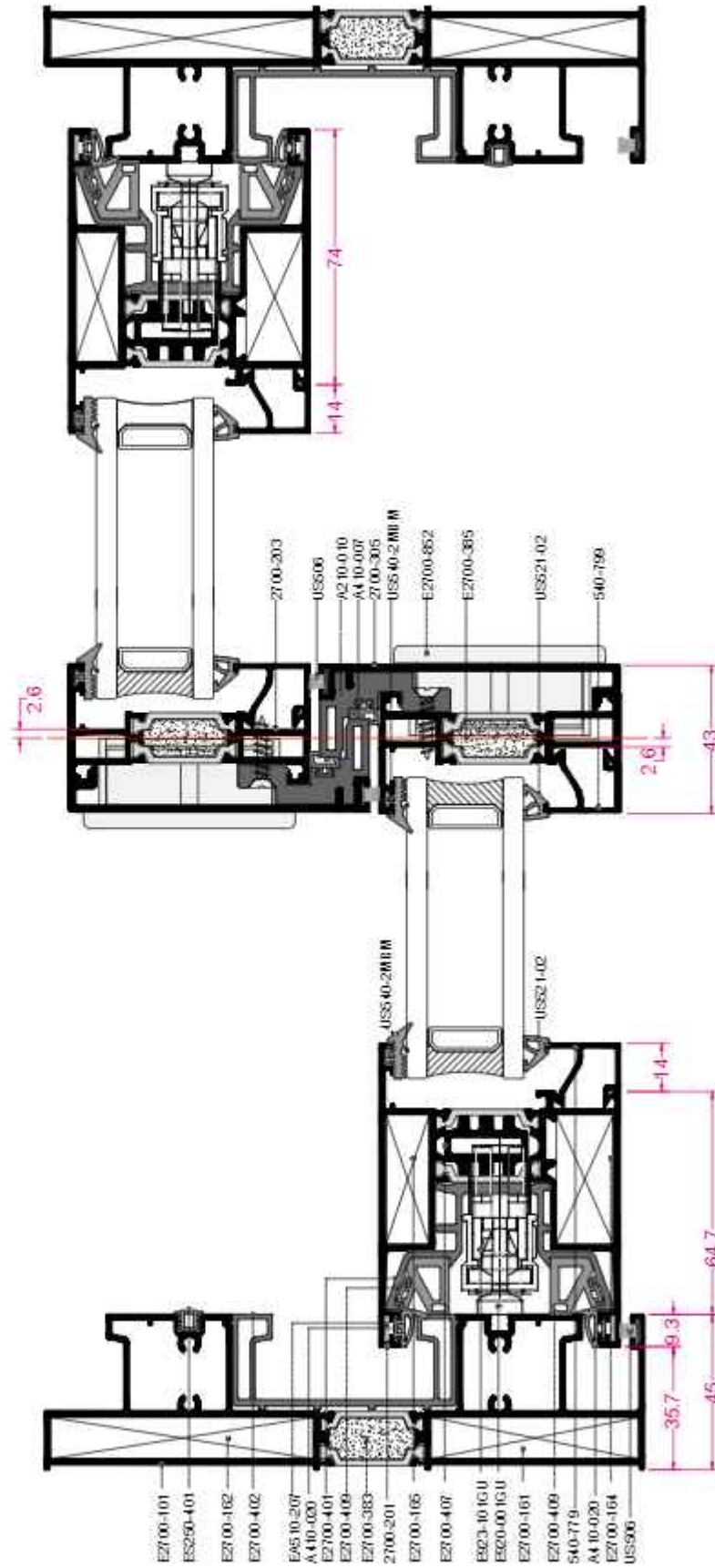
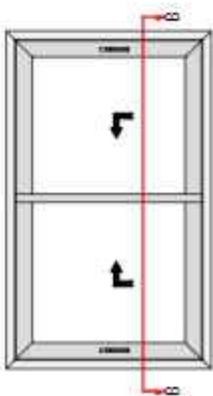
Code	Drawing	Description	Cutting angle & formula	Quantity	Remarks
E2700-161		Crimping corner for Frame	-	4	Pcs
E2700-162		Crimping corner for Frame	-	4	Pcs
E2700-164		Crimping corner for Sash	-	8	Pcs
E2700-165		Crimping corner for Sash	-	8	Pcs
E510-207/U		Alignment corner	-	16	Pcs
E2700-382		Neocoat insulation bar for interlock	2Sh	-	m
E2700-383		Neocoat insulation bar for frame	2W+2H	-	m
E920-001GU		Stricking plate	-	4	Pcs
A)E922-104GU/6 B)E922-104GU/7 C)E922-104GU/A		Quadra lift & slide handle	-	2	Pcs
A)E923-101GU B)E923-103GU C)E923-104GU D)E923-106GU		Lift & slide mechanism	-	2	Pcs
A)E922-303GU/6 B)E922-303GU/7 C)E922-303GU/A		External finger handle	-	2	Pcs
E925-004GU		Stopper	-	2	Pcs
E923-205GU		Roller set	-	2	Pcs
E923-158GU		Plastic roller spacer	-	2	Pcs
E923-159GU		Plastic spacer	-	10	Pcs
A410-020		Gasket for sash	4Sh+8Sw	-	m
E2700-409		Inside gasket for sash	4Sh+4Sw	-	m
E2700-411		Gasket for interlock	2Sh	-	m
ES250-401		Cover gasket for rail	4W+4H	-	m
(A) US521-01 (B) US521-02 (C) US521-03		Glazing gasket	4Sh+4Sw	-	m

CUTTING CALCULATIONS OF DOUBLE OVERLAPPING
ΜΕΤΡΑ ΚΟΠΗΣ ΓΙΑ ΔΙΦΥΛΛΟ ΕΠΑΛΛΗΛΟ


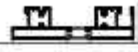











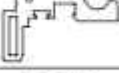








SCALE 1:2















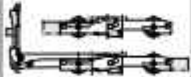





CUTTING CALCULATIONS OF DOUBLE OVERLAPPING
 ΜΕΤΡΑ ΚΟΠΗΣ ΓΙΑ ΔΙΦΥΛΛΟ ΕΓΓΛΩΛΗΘ







SCALE 1:2

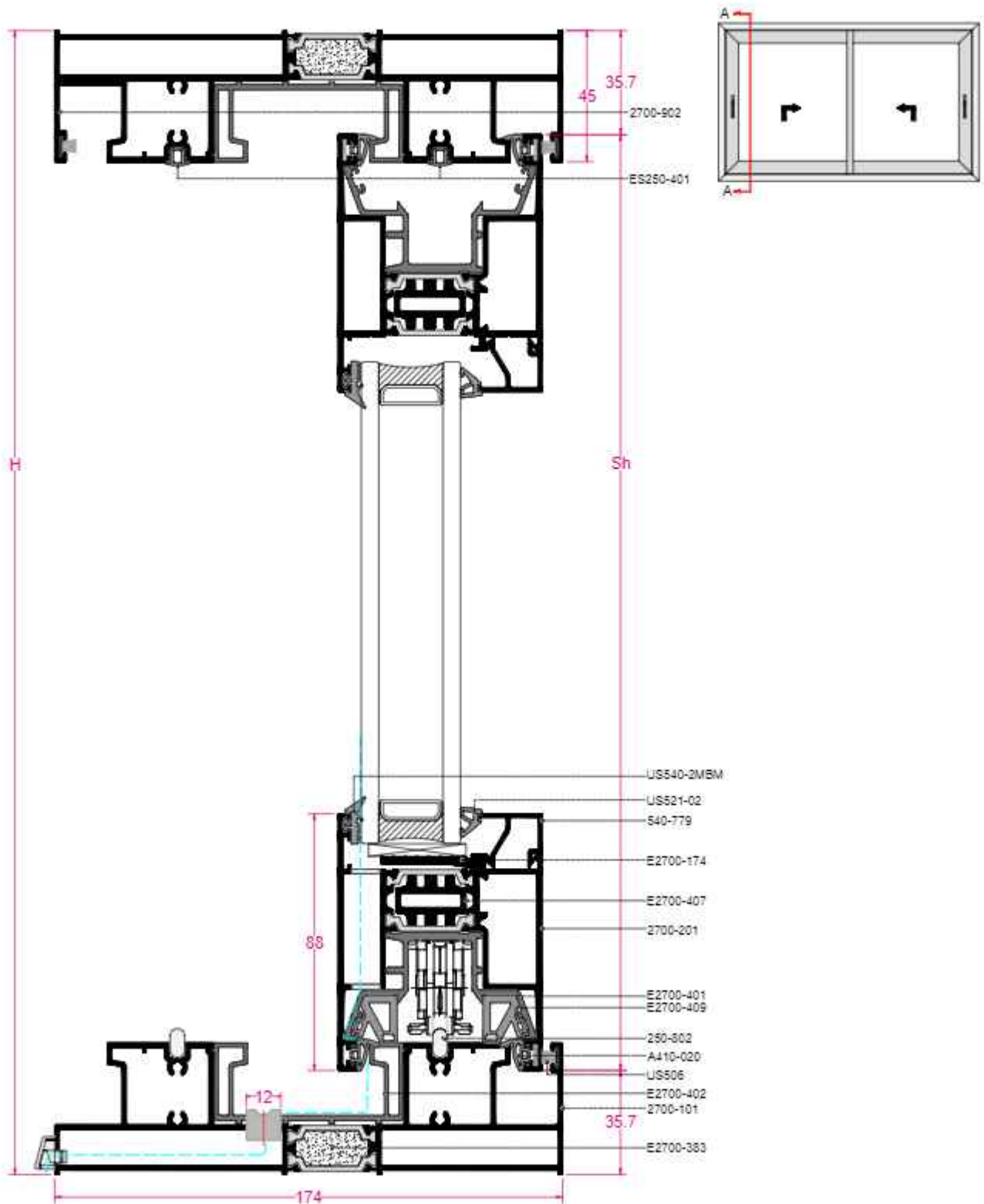
Code	Drawing	Description	Cutting angle & formula	Quantity	Remarks
2700-101		Frame width	$Fw=W$ $Fw=W$	2	Top/ Bottom
2700-101		Frame height	$Fh=H$ $Fh=H$	2	Right/ Left
2700-201		Sash width	$Sw=(W/2)-38$ $Sw=(W/2)-38$	4	Top/ Bottom
2700-201		Sash Height	$Sh=H-71.5$ $Sh=H-71.5$	2	Right/ Left
2700-203		Narrow sash Height	$Sh=H-71.5$ $Sh=H-71.5$	2	Right/ Left
2700-305		Interlock cover	$Sh=H-71.5$ $Sh=H-71.5$	2	Right/ Left
2700-902		Additional profile	$APw=W-34$	1	Top
540-779		Glazing bead	$GBw=Sw-79$	4	Top/ Bottom
540-779		Glazing bead	$GBh=Sh-176$	4	Right/ Left
E2700-401		Pvc cover for Sash	Cut with sash	4	Top/ Bottom
E2700-401		Pvc cover for Sash	Cut with sash	2	Right/ Left
E2700-402		Pvc cover for Frame	Cut with Frame	4	Top/ Bottom
E2700-402		Pvc cover for Frame	Cut with Frame	4	Right/ Left
A210-010		Pvc for interlock	Sh	2	Right/ Left
E2700-407		Internal plastic for sash	Cut with sash	4	Top/ Bottom Right/ Left
E2700-851		Stabilizer	-	16	Pcs
E2700-852		End cover for interlock	-	2	Pair
A312-022		End cover for interlock PVC	-	2	Pair
A312-025		Lower central seal	-	1	Pcs
A312-028		Upper central seal	-	1	Pcs

Sections and material analysis - Τομές και ανάλυση υλικών

Code	Drawing	Description	Cutting angle & formula	Quantity	Remarks
EA450-836		Cover for drainage hole	-	-	Pcs
E2700-161		Crimping corner for Frame	-	4	Pcs
E2700-162		Crimping corner for Frame	-	4	Pcs
E2700-164		Crimping corner for Sash	-	4	Pcs
E2700-165		Crimping corner for Sash	-	4	Pcs
E510-207/U		Alignment corner	-	8	Pcs
E2700-171		Connector	-	4	Pcs
E2700-172		Connector	-	4	Pcs
E2700-383		Neocoat insulation bar for frame	2W+2H	-	m
E920-001GU		Stricking plate	-	4	Pcs
A)E922-104GU/6 B)E922-104GU/7 C)E922-104GU/A		Quadra lift & slide handle	-	2	Pcs
A)E923-101GU B)E923-103GU C)E923-104GU D)E923-106GU		Lift & slide mechanism	-	2	Pcs
A)E922-303GU/6 B)E922-303GU/7 C)E922-303GU/A		External finger handle	-	2	Pcs
E925-004GU		Stopper	-	2	Pcs
E923-205GU		Roller set	-	2	Pcs
E923-158GU		Plastic roller spacer	-	2	Pcs
E923-159GU		Plastic spacer	-	10	Pcs
A410-020		Gasket for sash	4Sh+8Sw	-	m
E2700-409		Inside gasket for sash	4Sh+4Sw	-	m
A410-007		Gasket for interlock	2Sh	-	m

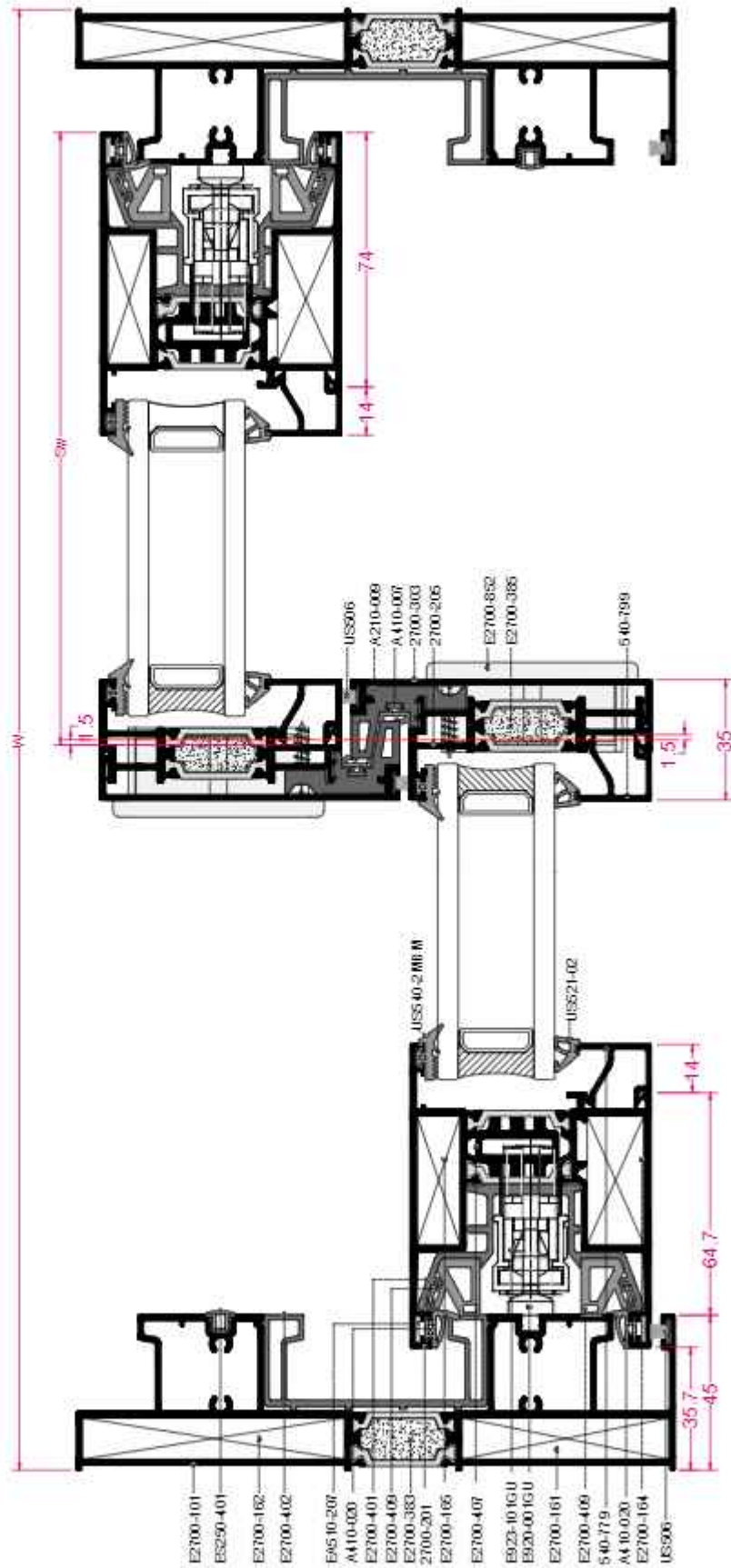
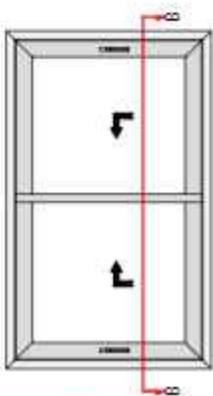
Code	Drawing	Description	Cutting angle & formula	Quantity	Remarks
ES250-401		Cover gasket for rail	4W+4H	-	m
(A) US521-01 (B) US521-02 (C) US521-03		Glazing gasket	4Sh+4Sw	-	m
US530-1-7PRM		Glazing gasket	4Sh+4Sw	-	m
US506-12FS		Brush	4Sh+2W+2H	-	m

CUTTING CALCULATIONS OF DOUBLE OVERLAPPING
ΜΕΤΡΑ ΚΟΠΗΣ ΓΙΑ ΔΙΦΥΛΛΟ ΕΠΑΛΛΗΛΟ


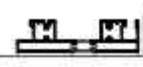

































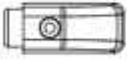
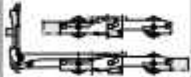





SCALE 1:2

CUTTING CALCULATIONS OF DOUBLE OVERLAPPING
 ΜΕΤΡΑ ΚΟΠΗΣ ΓΙΑ ΔΙΦΥΛΛΟ ΕΠΑΛΛΗΛΟ

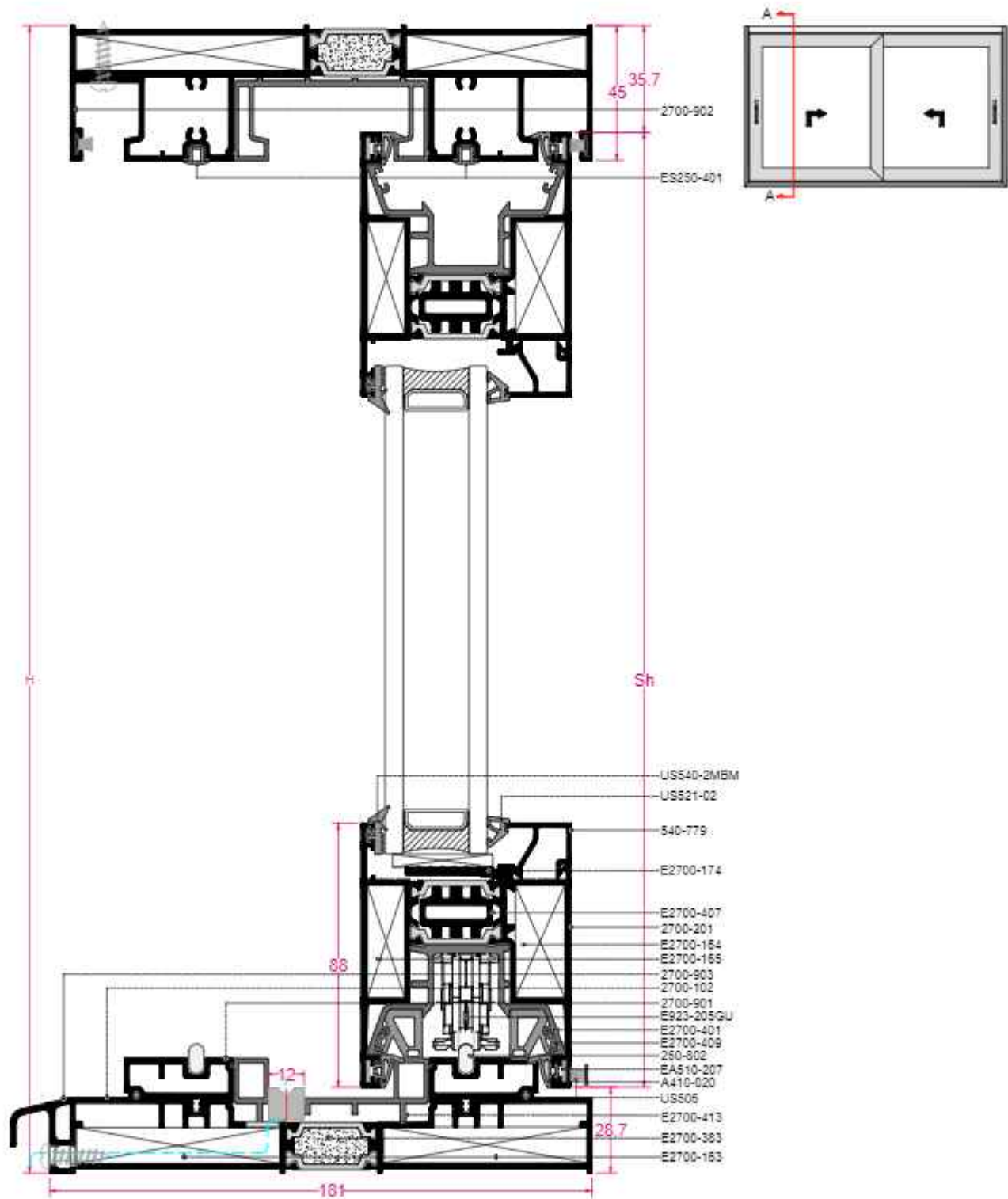


Sections and material analysis - Τομές και ανάλυση υλικών

Code	Drawing	Description	Cutting angle & formula	Quantity	Remarks
2700-101		Frame width	$Fw=W$ $Fw=W$	2	Top/ Bottom
2700-101		Frame height	$Fh=H$ $Fh=H$	2	Right/ Left
2700-201		Sash width	$Sw=(W/2)-34$ $Sw=(W/2)-34$	4	Top/ Bottom
2700-201		Sash Height	$Sh=H-71.5$ $Sh=H-71.5$	2	Right/ Left
2700-205		Narrow sash Height	$Sh=H-71.5$ $Sh=H-71.5$	2	Right/ Left
2700-303		Interlock cover	$Sh=H-71.5$ $Sh=H-71.5$	2	Right/ Left
2700-902		Additional profile	$APw=W-34$	1	Top
540-779		Glazing bead	$GBw=Sw-72.5$	4	Top/ Bottom
540-779		Glazing bead	$GBh=Sh-176$	4	Right/ Left
E2700-401		Pvc cover for Sash	Cut with sash	4	Top/ Bottom
E2700-401		Pvc cover for Sash	Cut with sash	2	Right/ Left
E2700-402		Pvc cover for Frame	Cut with Frame	4	Top/ Bottom
E2700-402		Pvc cover for Frame	Cut with Frame	4	Right/ Left
A210-009		Pvc for interlock	Sh	2	Right/ Left
E2700-407		Internal plastic for sash	Cut with sash	4	Top/ Bottom Right/ Left
E2700-851		Stabilizer	-	16	Pcs
E2700-852		End cover for interlock	-	2	Pair
A312-021		End cover for interlock PVC	-	2	Pair
A312-025		Lower central seal	-	1	Pcs
A312-028		Upper central seal	-	1	Pcs

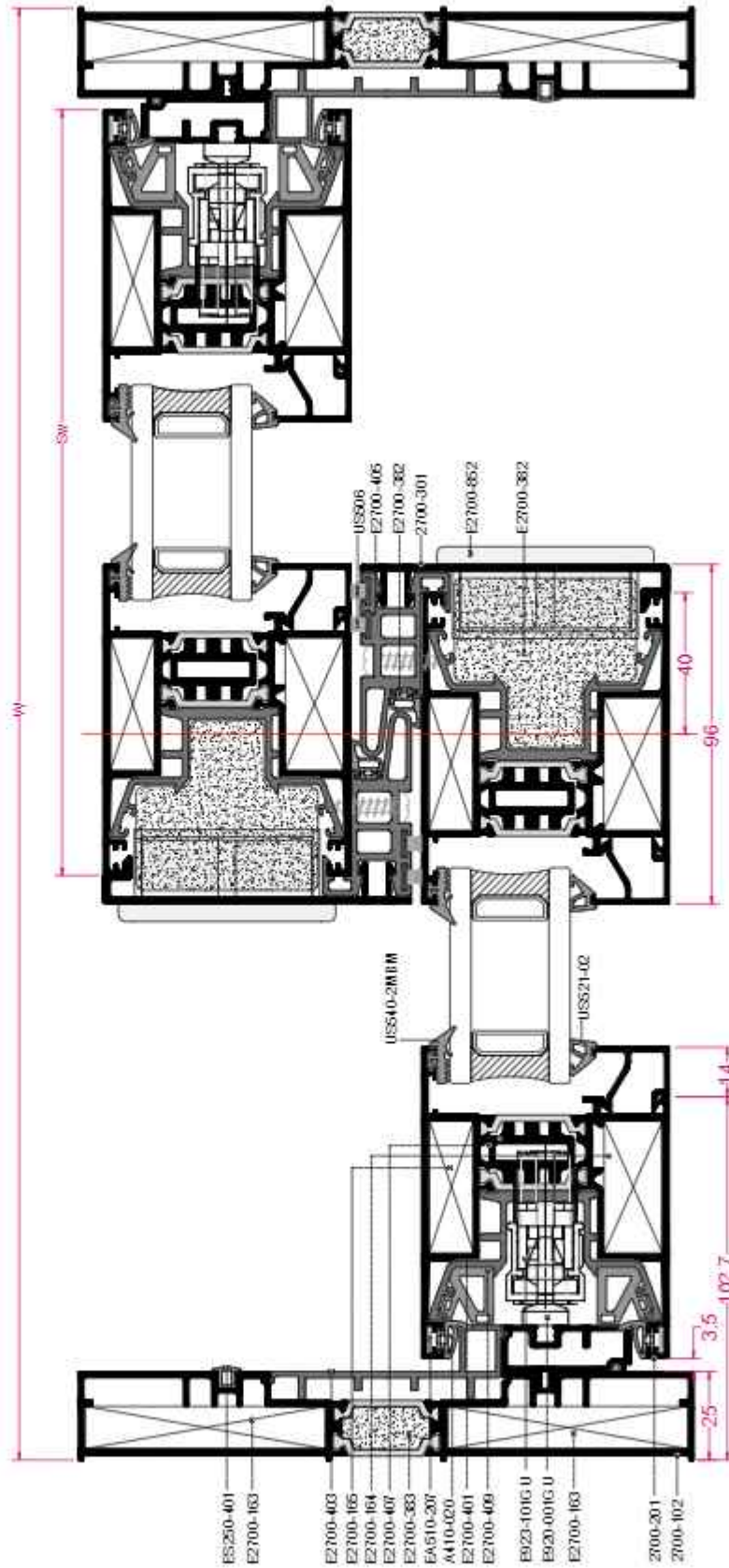
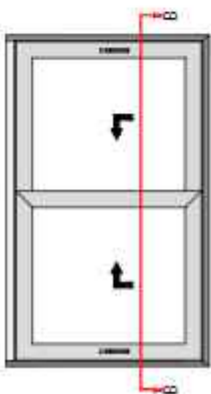
Code	Drawing	Description	Cutting angle & formula	Quantity	Remarks
EA450-836		Cover for drainage hole	-	-	Pcs
E2700-161		Crimping corner for Frame	-	4	Pcs
E2700-162		Crimping corner for Frame	-	4	Pcs
E2700-164		Crimping corner for Sash	-	4	Pcs
E2700-165		Crimping corner for Sash	-	4	Pcs
E510-207/U		Alignment corner	-	8	Pcs
E2700-171		Connector	-	4	Pcs
E2700-172		Connector	-	4	Pcs
E2700-383		Neocoat insulation bar for frame	2W+2H	-	m
E920-001GU		Stricking plate	-	4	Pcs
A)E922-104GU/6 B)E922-104GU/7 C)E922-104GU/A		Quadra lift & slide handle	-	2	Pcs
A)E923-101GU B)E923-103GU C)E923-104GU D)E923-106GU		Lift & slide mechanism	-	2	Pcs
A)E922-303GU/6 B)E922-303GU/7 C)E922-303GU/A		External finger handle	-	2	Pcs
E925-004GU		Stopper	-	2	Pcs
E923-205GU		Roller set	-	2	Pcs
E923-158GU		Plastic roller spacer	-	2	Pcs
E923-159GU		Plastic spacer	-	10	Pcs
A410-020		Gasket for sash	4Sh+8Sw	-	m
E2700-409		Inside gasket for sash	4Sh+4Sw	-	m
A410-007		Gasket for interlock	2Sh	-	m














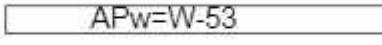

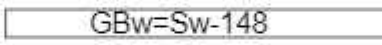

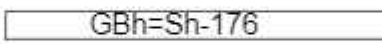

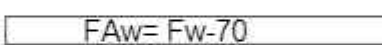

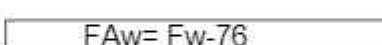

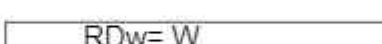









CUTTING CALCULATIONS OF DOUBLE OVERLAPPING
ΜΕΤΡΑ ΚΟΠΗΣ ΓΙΑ ΔΙΦΥΛΛΟ ΕΠΑΛΛΗΛΟ























SCALE 1:2


CUTTING CALCULATIONS OF DOUBLE OVERLAPPING
 ΜΕΤΡΑ ΚΟΠΗΣ ΓΙΑ ΔΙΦΥΛΛΟ ΕΓΓΑΛΜΗΛΟ



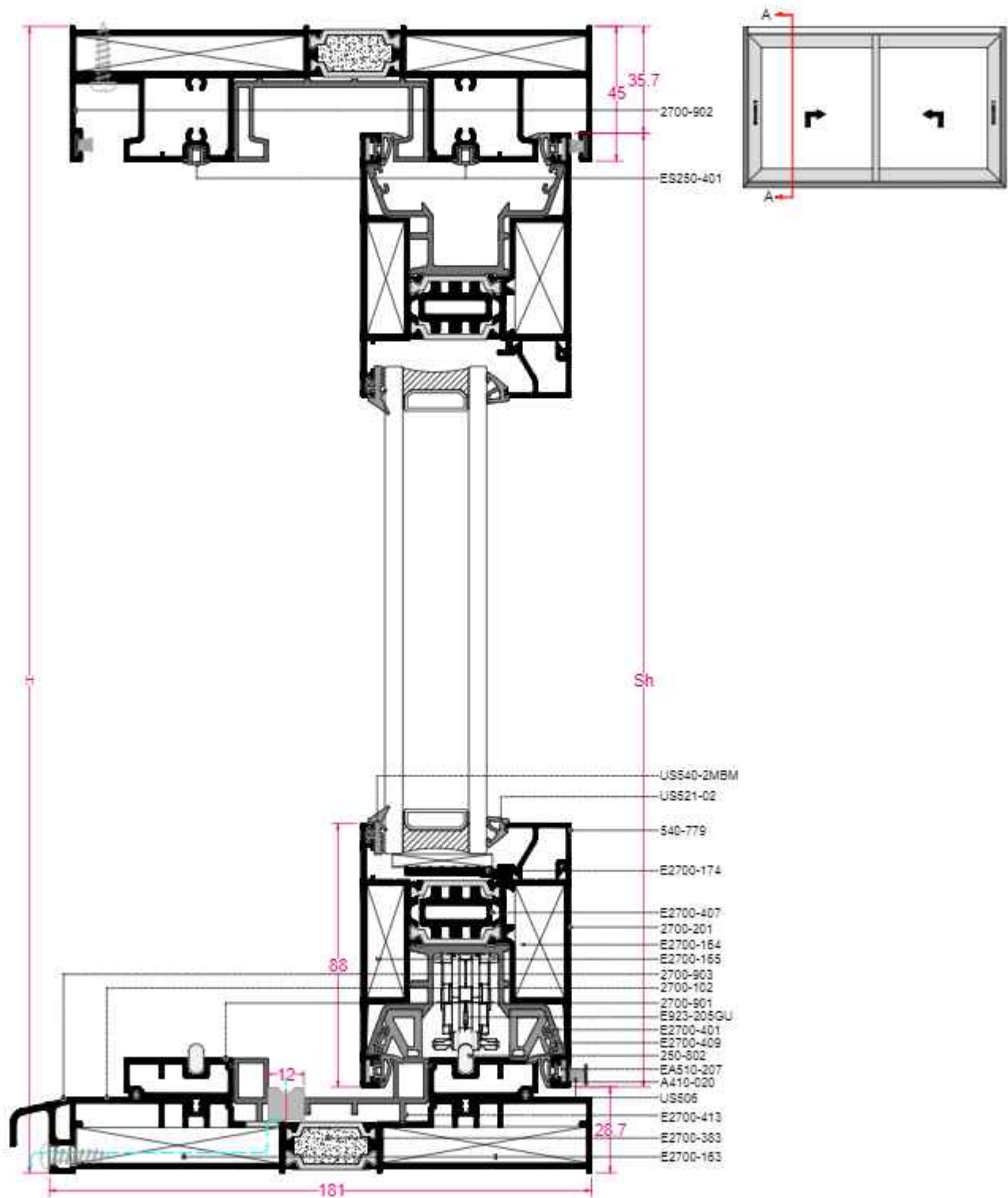
Code	Drawing	Description	Cutting angle & formula	Quantity	Remarks
2700-101		Frame width		1	Top
2700-102		Frame height		2	Right/ Left
2700-102		Frame width		1	Bottom
2700-201		Sash width		4	Top/ Bottom
2700-201		Sash Height		4	Right/ Left
2700-301		Interlock cover		2	Right/ Left
2700-902		Additional profile		1	Top
540-779		Glazing bead		4	Top/ Bottom
540-779		Glazing bead		4	Right/ Left
2700-901		Additional profile		2	Right/ Left
2700-901		Additional profile		2	Bottom
2700-903		Drainage profile		1	Bottom
E2700-401		Pvc cover for Sash	Cut with sash	4	Top/ Bottom
E2700-401		Pvc cover for Sash	Cut with sash	4	Right/ Left
E2700-402		Pvc cover for Frame	Cut with Frame	1	Top
E2700-413		Pvc cover for Frame	Cut with Frame	1	Bottom
E2700-403		Pvc cover for Frame	Cut with Frame	2	Right/ Left
E2700-405		Pvc cover for Interlock		2	Right/ Left
E2700-407		Internal plastic for sash	Cut with sash	4	Top/ Bottom Right/ Left
E2700-851		Stabilizer	-	16	Pcs

Sections and material analysis - Τομές και ανάλυση υλικών

Code	Drawing	Description	Cutting angle & formula	Quantity	Remarks
E2700-852		End cover for interlock	-	2	Pair
E2700-854		End cover for interlock PVC	-	2	Pair
E2700-964		Lower central seal	-	1	Pcs
A312-028		Upper central seal	-	1	Pcs
E2700-859		End cover for frame	-	1	Pair
EA450-836		Cover for drainage hole	-	-	Pcs
E2700-161		Crimping corner for Frame	-	4	Pcs
E2700-162		Crimping corner for Frame	-	4	Pcs
E2700-164		Crimping corner for Sash	-	8	Pcs
E2700-165		Crimping corner for Sash	-	8	Pcs
E510-207/U		Alignment corner	-	16	Pcs
E2700-382		Neocoat insulation bar for interlock	2Sh	-	m
E2700-383		Neocoat insulation bar for frame	2W+2H	-	m
E920-001GU		Striking plate	-	4	Pcs
A)E922-104GU/6 B)E922-104GU/7 C)E922-104GU/A		Quadra lift & slide handle	-	2	Pcs
A)E923-101GU B)E923-103GU C)E923-104GU D)E923-106GU		Lift & slide mechanism	-	2	Pcs
A)E922-303GU/6 B)E922-303GU/7 C)E922-303GU/A		External finger handle	-	2	Pcs
E925-004GU		Stopper	-	2	Pcs
E923-205GU		Roller set	-	2	Pcs
E923-158GU		Plastic roller spacer	-	2	Pcs

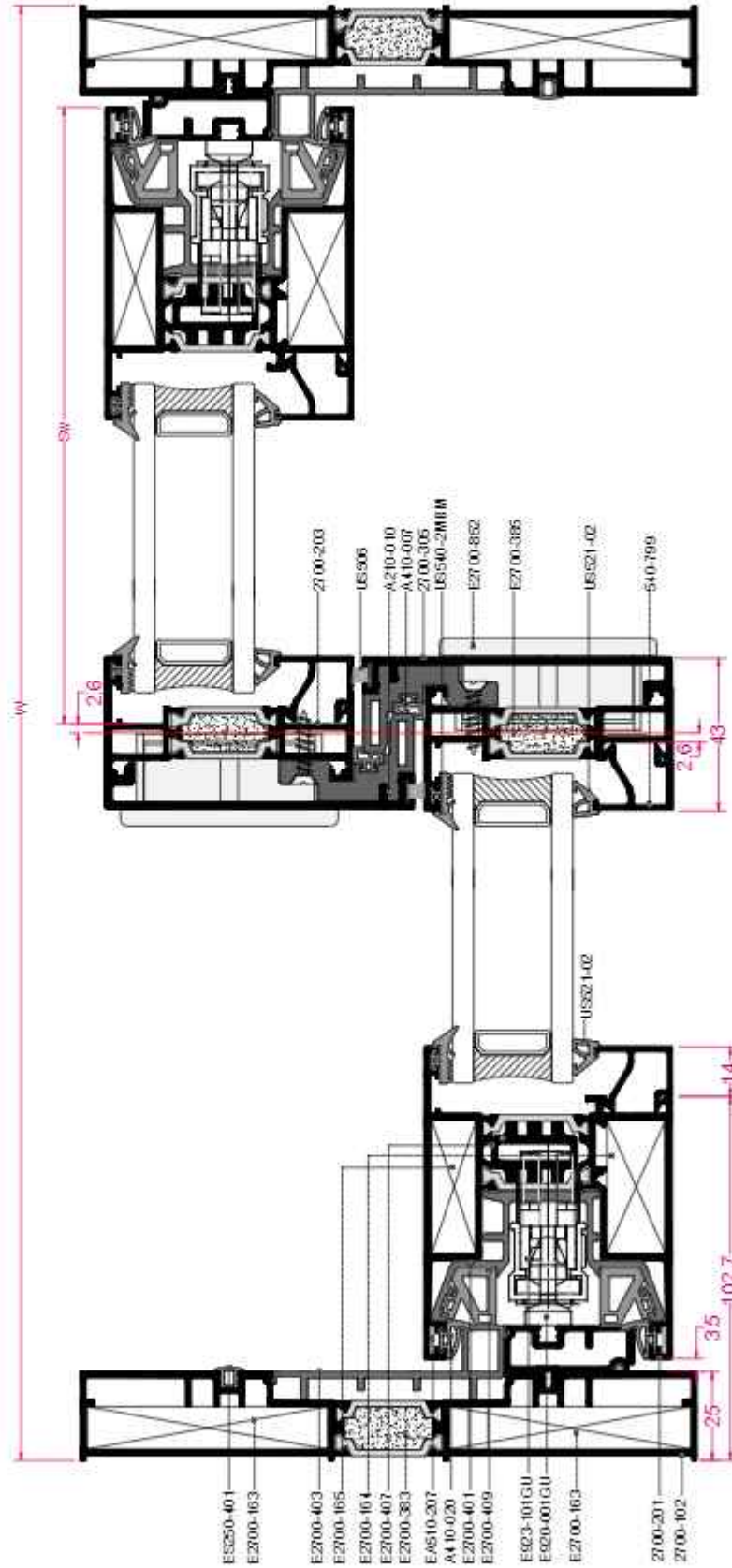
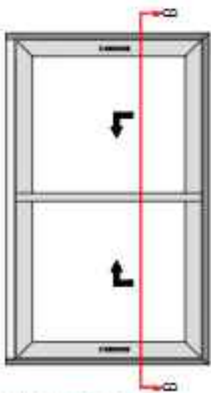
Code	Drawing	Description	Cutting angle & formula	Quantity	Remarks
E923-159GU		Plastic spacer	-	10	Pcs
A410-020		Gasket for sash	4Sh+8Sw	-	m
E2700-409		Inside gasket for sash	4Sh+4Sw	-	m
E2700-411		Gasket for interlock	2Sh	-	m
ES250-401		Cover gasket for rail	4W+4H	-	m
(A) US521-01 (B) US521-02 (C) US521-03		Glazing gasket	4Sh+4Sw	-	m
US530-1-7PRM		Glazing gasket	4Sh+4Sw	-	m
E2700-412		Additional gasket	2W+2H	-	m
US506-12FS		Brush	4Sh+2W+2H	-	m

CUTTING CALCULATIONS OF DOUBLE OVERLAPPING
ΜΕΤΡΑ ΚΟΠΗΣ ΓΙΑ ΔΙΦΥΛΛΟ ΕΠΑΛΛΗΛΟ

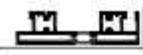
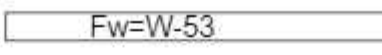





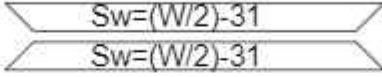









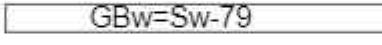

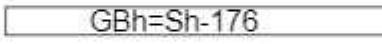

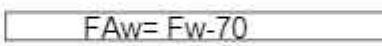

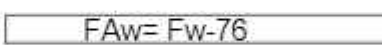





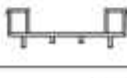

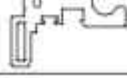























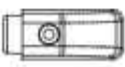
SCALE 1:2

CUTTING CALCULATIONS OF DOUBLE OVERLAPPING
 ΜΕΤΡΑ ΚΟΠΗΣ ΓΙΑ ΔΙΦΥΛΛΟ ΕΠΑΛΛΗΛΟ




Sections and material analysis - Τομές και ανάλυση υλικών

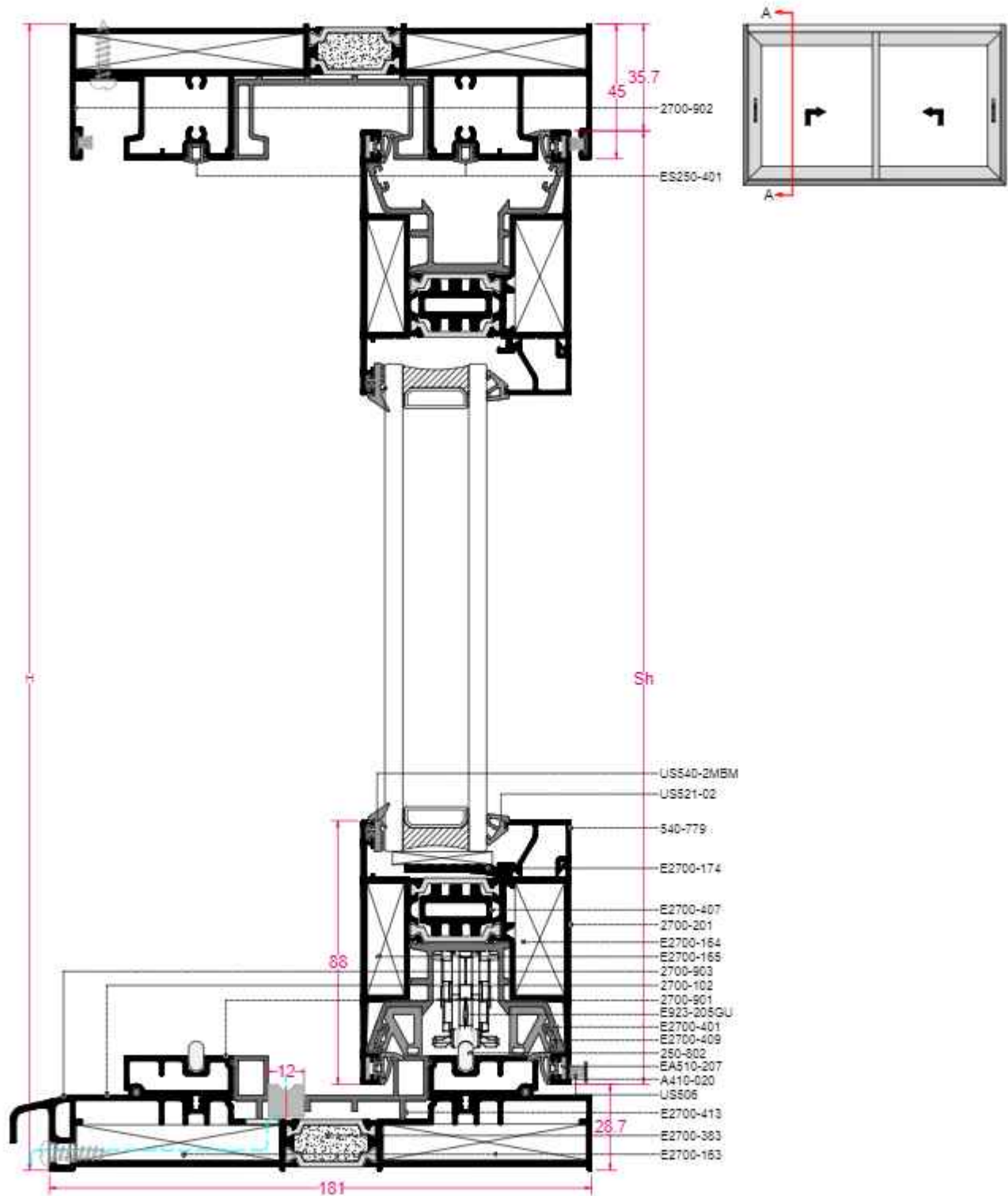
Code	Drawing	Description	Cutting angle & formula	Quantity	Remarks
2700-101		Frame width		1	Top
2700-102		Frame height		2	Right/ Left
2700-102		Frame width		1	Bottom
2700-201		Sash width		4	Top/ Bottom
2700-201		Sash Height		2	Right/ Left
2700-203		Narrow sash Height		2	Right/ Left
2700-305		Interlock cover		2	Right/ Left
2700-902		Additional profile		1	Top
540-779		Glazing bead		4	Top/ Bottom
540-779		Glazing bead		4	Right/ Left
2700-901		Additional profile		2	Right/ Left
2700-901		Additional profile		2	Bottom
2700-903		Drainage profile		1	Bottom
E2700-401		Pvc cover for Sash	Cut with sash	4	Top/ Bottom
E2700-401		Pvc cover for Sash	Cut with sash	4	Right/ Left
E2700-402		Pvc cover for Frame	Cut with Frame	1	Top
E2700-413		Pvc cover for Frame	Cut with Frame	1	Bottom
E2700-403		Pvc cover for Frame	Cut with Frame	2	Right/ Left
A210-010		Pvc for Interlock		2	Right/ Left
E2700-407		Internal plastic for sash	Cut with sash	4	Top/ Bottom Right/ Left

Code	Drawing	Description	Cutting angle & formula	Quantity	Remarks
E2700-851		Stabilizer	-	16	Pcs
E2700-852		End cover for interlock	-	2	Pair
A312-022		End cover for interlock PVC	-	2	Pair
E2700-964		Lower central seal	-	1	Pcs
A312-028		Upper central seal	-	1	Pcs
EA450-836		Cover for drainage hole	-	-	Pcs
E2700-859		End cover for frame	-	1	Pair
E2700-161		Crimping corner for Frame	-	4	Pcs
E2700-162		Crimping corner for Frame	-	4	Pcs
E2700-164		Crimping corner for Sash	-	4	Pcs
E2700-165		Crimping corner for Sash	-	4	Pcs
E510-207/U		Alignment corner	-	8	Pcs
E2700-171		Connector	-	4	Pcs
E2700-172		Connector	-	4	Pcs
E2700-383		Neocoat insulation bar for frame	2W+2H	-	m
E920-001GU		Stricking plate	-	4	Pcs
A)E922-104GU/6 B)E922-104GU/7 C)E922-104GU/A		Quadra lift & slide handle	-	2	Pcs
A)E923-101GU B)E923-103GU C)E923-104GU D)E923-106GU		Lift & slide mechanism	-	2	Pcs
A)E922-303GU/6 B)E922-303GU/7 C)E922-303GU/A		External finger handle	-	2	Pcs
E925-004GU		Stopper	-	2	Pcs


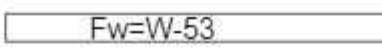













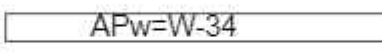

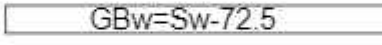

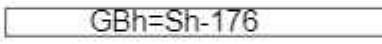

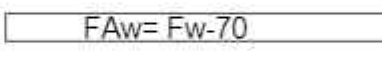

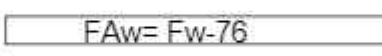

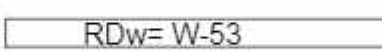



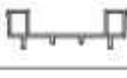
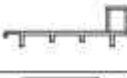



Sections and material analysis - Τομές και ανάλυση υλικών

Code	Drawing	Description	Cutting angle & formula	Quantity	Remarks
E923-205GU		Roller set	-	2	Pcs
E923-158GU		Plastic roller spacer	-	2	Pcs
E923-159GU		Plastic spacer	-	10	Pcs
A410-020		Gasket for sash	4Sh+8Sw	-	m
E2700-409		Inside gasket for sash	4Sh+4Sw	-	m
A410-007		Gasket for interlock	2Sh	-	m
ES250-401		Cover gasket for rail	4W+4H	-	m
(A) US521-01 (B) US521-02 (C) US521-03		Glazing gasket	4Sh+4Sw	-	m
US530-1-7PRM		Glazing gasket	4Sh+4Sw	-	m
E2700-412		Additional gasket	2W+2H	-	m
US506-12FS		Brush	4Sh+2W+2H	-	m





















CUTTING CALCULATIONS OF DOUBLE OVERLAPPING
 ΜΕΤΡΑ ΚΟΠΗΣ ΓΙΑ ΔΙΦΥΛΛΟ ΕΠΑΛΛΗΛΟ

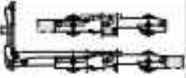












SCALE 1:2

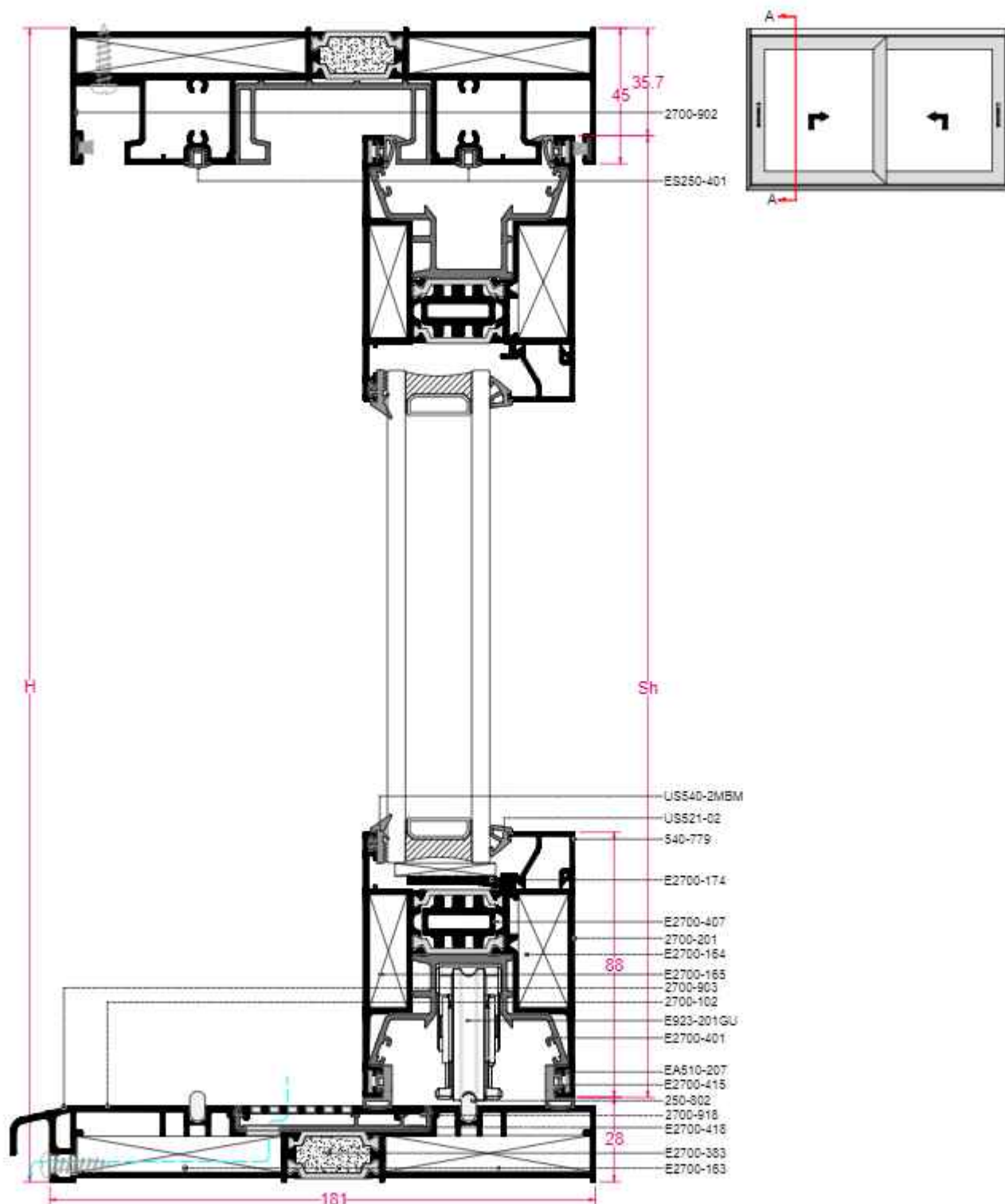
Code	Drawing	Description	Cutting angle & formula	Quantity	Remarks
2700-101		Frame width		1	Top
2700-102		Frame height		2	Right/ Left
2700-102		Frame width		1	Bottom
2700-201		Sash width		4	Top/ Bottom
2700-201		Sash Height		2	Right/ Left
2700-205		Narrow sash Height		2	Right/ Left
2700-303		Interlock cover		2	Right/ Left
2700-902		Additional profile		1	Top
540-779		Glazing bead		4	Top/ Bottom
540-779		Glazing bead		4	Right/ Left
2700-901		Additional profile		2	Right/ Left
2700-901		Additional profile		2	Bottom
2700-903		Drainage profile		1	Bottom
E2700-401		Pvc cover for Sash	Cut with sash	4	Top/ Bottom
E2700-401		Pvc cover for Sash	Cut with sash	4	Right/ Left
E2700-402		Pvc cover for Frame	Cut with Frame	1	Top
E2700-413		Pvc cover for Frame	Cut with Frame	1	Bottom
E2700-403		Pvc cover for Frame	Cut with Frame	2	Right/ Left
A210-009		Pvc for Interlock		2	Right/ Left
E2700-407		Internal plastic for sash	Cut with sash	4	Top/ Bottom Right/ Left

Sections and material analysis - Τομές και ανάλυση υλικών

Code	Drawing	Description	Cutting angle & formula	Quantity	Remarks
E2700-851		Stabilizer	-	16	Pcs
E2700-852		End cover for interlock	-	2	Pair
A312-021		End cover for interlock PVC	-	2	Pair
E2700-964		Lower central seal	-	1	Pcs
A312-028		Upper central seal	-	1	Pcs
E2700-859		End cover for frame	-	1	Pair
EA450-836		Cover for drainage hole	-	-	Pcs
E2700-161		Crimping corner for Frame	-	4	Pcs
E2700-162		Crimping corner for Frame	-	4	Pcs
E2700-164		Crimping corner for Sash	-	4	Pcs
E2700-165		Crimping corner for Sash	-	4	Pcs
E510-207/U		Alignment corner	-	8	Pcs
E2700-171		Connector	-	4	Pcs
E2700-172		Connector	-	4	Pcs
E2700-383		Neocoat insulation bar for frame	2W+2H	-	m
E920-001GU		Stricking plate	-	4	Pcs
A)E922-104GU/6 B)E922-104GU/7 C)E922-104GU/A		Quadra lift & slide handle	-	2	Pcs
A)E923-101GU B)E923-103GU C)E923-104GU D)E923-106GU		Lift & slide mechanism	-	2	Pcs
A)E922-303GU/6 B)E922-303GU/7 C)E922-303GU/A		External finger handle	-	2	Pcs
E925-004GU		Stopper	-	2	Pcs

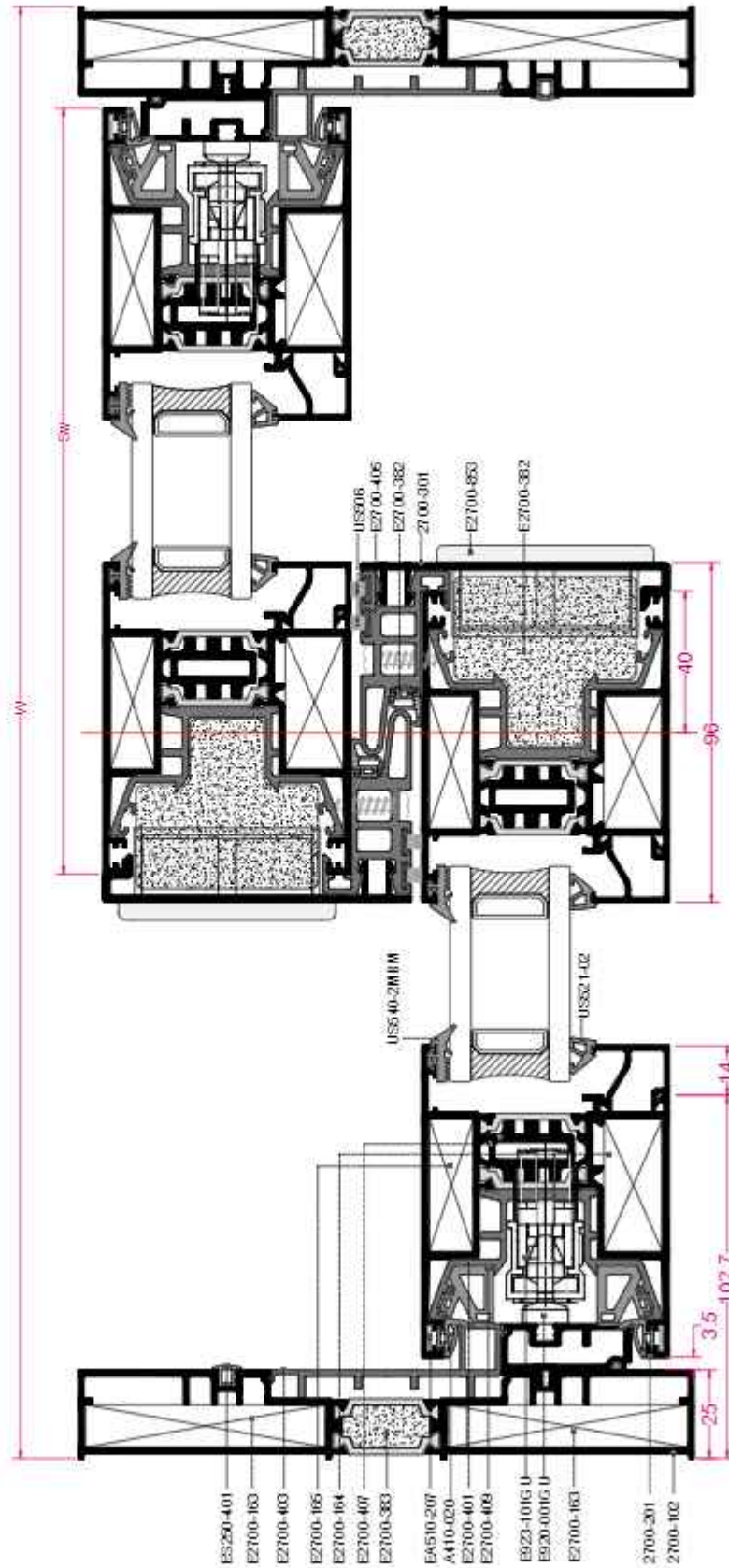
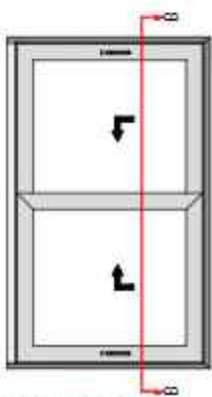
Code	Drawing	Description	Cutting angle & formula	Quantity	Remarks
E923-205GU		Roller set	-	2	Pcs
E923-159GU		Plastic spacer	-	10	Pcs
E923-158GU		Plastic roller spacer	-	2	Pcs
A410-020		Gasket for sash	4Sh+8Sw	-	m
E2700-409		Inside gasket for sash	4Sh+4Sw	-	m
A410-007		Gasket for interlock	2Sh	-	m
ES250-401		Cover gasket for rail	4W+4H	-	m
(A) US521-01 (B) US521-02 (C) US521-03		Glazing gasket	4Sh+4Sw	-	m
US530-1-7PRM		Glazing gasket	4Sh+4Sw	-	m
E2700-412		Additional gasket	2W+2H	-	m
US506-12FS		Brush	4Sh+2W+2H	-	m

CUTTING CALCULATIONS OF DOUBLE OVERLAPPING
ΜΕΤΡΑ ΚΟΠΗΣ ΓΙΑ ΔΙΦΥΛΛΟ ΕΠΑΛΛΗΛΟ

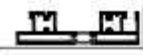
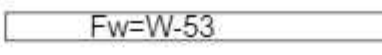





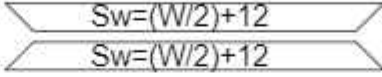









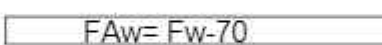

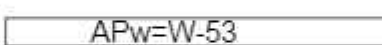

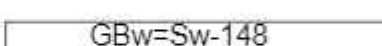

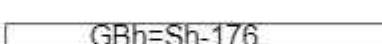

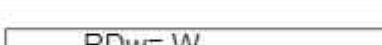
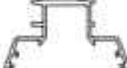


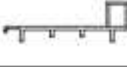


























SCALE 1:2

CUTTING CALCULATIONS OF DOUBLE OVERLAPPING
 ΜΕΤΡΑ ΚΟΠΗΣ ΓΙΑ ΔΙΦΥΛΛΟ ΕΠΑΛΛΗΛΟ



Sections and material analysis - Τομές και ανάλυση υλικών

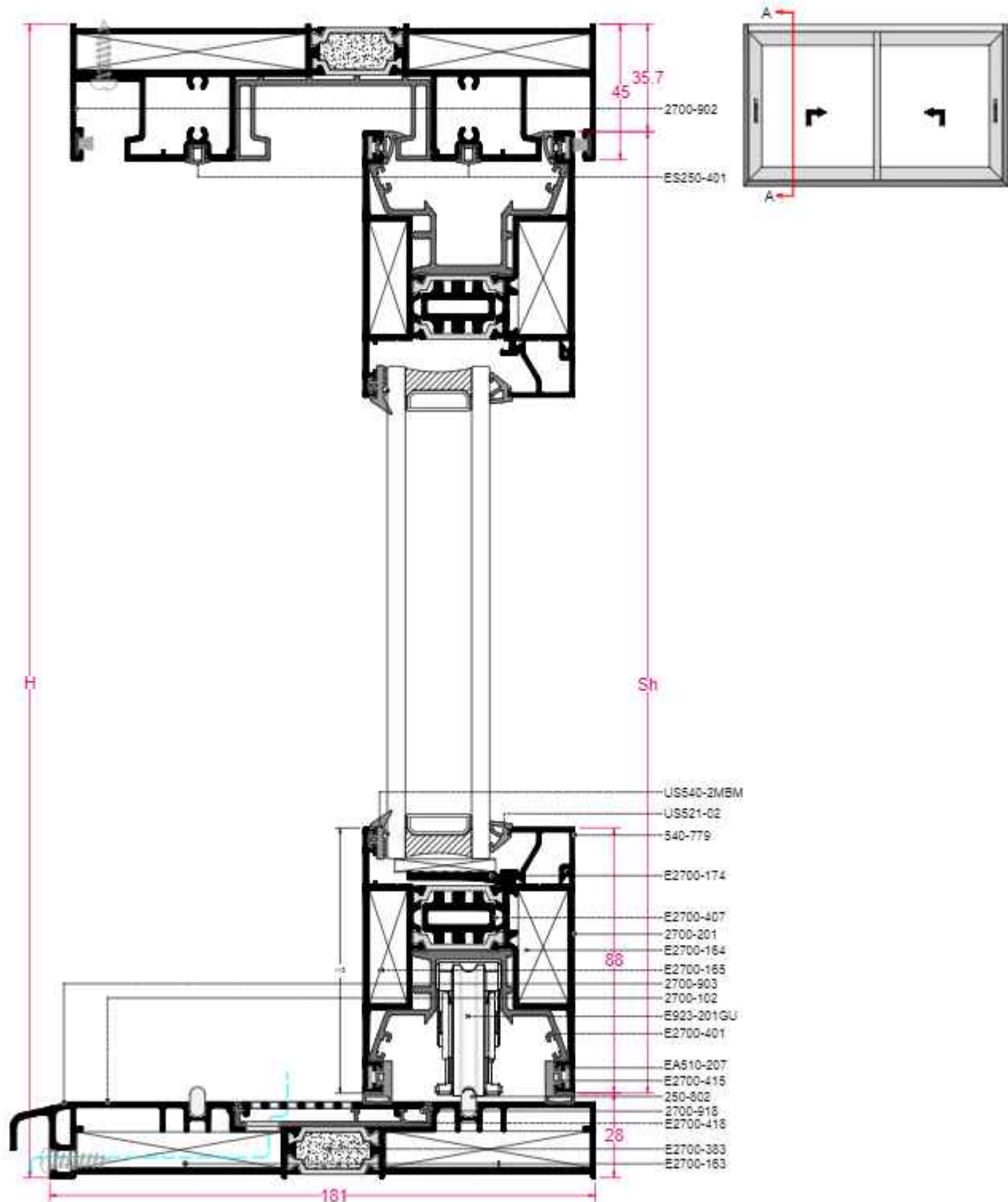
Code	Drawing	Description	Cutting angle & formula	Quantity	Remarks
2700-101		Frame width		1	Top
2700-102		Frame height		2	Right/ Left
2700-102		Frame width		1	Bottom
2700-201		Sash width		4	Top/ Bottom
2700-201		Sash Height		4	Right/ Left
2700-301		Interlock cover		2	Right/ Left
2700-918		Additional profile		1	Bottom
2700-921		Additional profile		1	Bottom
2700-901		Additional profile		2	Right/ Left
2700-902		Additional profile		1	Top
540-779		Glazing bead		4	Top/ Bottom
540-779		Glazing bead		4	Right/ Left
2700-903		Drainage profile		1	Bottom
E2700-401		Pvc cover for Sash	Cut with sash	4	Top/ Bottom
E2700-401		Pvc cover for Sash	Cut with sash	4	Right/ Left
E2700-402		Pvc cover for Frame	Cut with Frame	1	Top
E2700-403		Pvc cover for Frame	Cut with Frame	2	Right/ Left
E2700-418		Pvc cover for Frame	Cut with Frame	1	Bottom
E2700-405		Pvc cover for Interlock		2	Right/ Left
E2700-407		Internal plastic for sash	Cut with sash	4	Top/ Bottom Right/ Left

Code	Drawing	Description	Cutting angle & formula	Quantity	Remarks
E2700-851		Stabilizer	-	16	Pcs
E2700-854		End cover for interlock PVC	-	2	Pair
A312-026		Lower central seal	-	1	Pcs
A312-028		Upper central seal	-	1	Pcs
E2700-859		End cover for frame	-	1	Pair
EA450-836		Cover for drainage hole	-	-	Pcs
E2700-161		Crimping corner for Frame	-	4	Pcs
E2700-162		Crimping corner for Frame	-	4	Pcs
E2700-164		Crimping corner for Sash	-	8	Pcs
E2700-165		Crimping corner for Sash	-	8	Pcs
E510-207/U		Alignment corner	-	16	Pcs
E2700-382		Neocoat insulation bar for interlock	2Sh	-	m
E2700-383		Neocoat insulation bar for frame	2W+2H	-	m
E920-001GU		Striking plate	-	4	Pcs
A)E922-104GU/6 B)E922-104GU/7 C)E922-104GU/A		Quadra lift & slide handle	-	2	Pcs
A)E923-101GU B)E923-103GU C)E923-104GU D)E923-106GU		Lift & slide mechanism	-	2	Pcs
A)E922-303GU/6 B)E922-303GU/7 C)E922-303GU/A		External finger handle	-	2	Pcs
E925-004GU		Stopper	-	2	Pcs
E923-201GU		Roller set	-	2	Pcs
E923-158GU		Plastic roller spacer	-	2	Pcs

Sections and material analysis - Τομές και ανάλυση υλικών

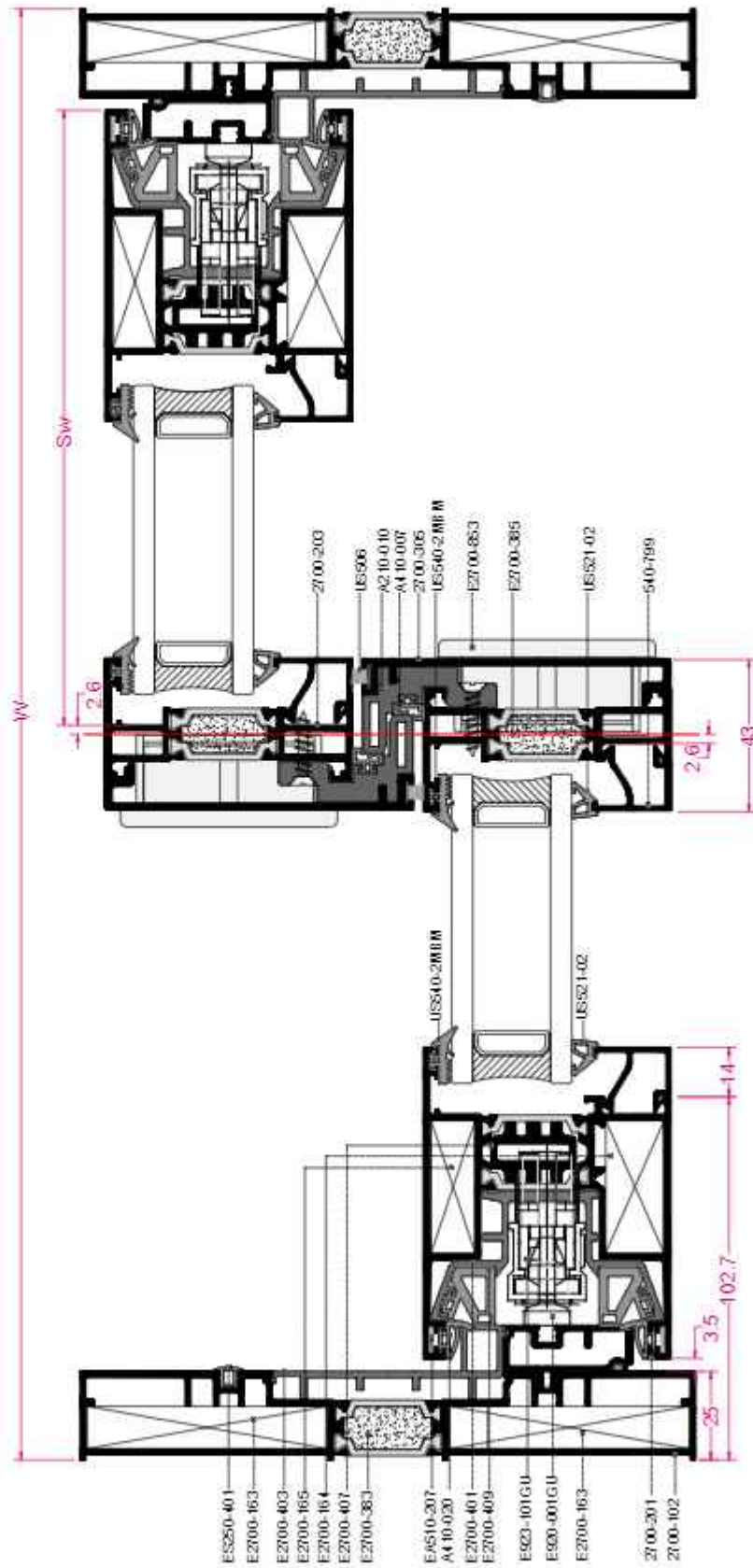
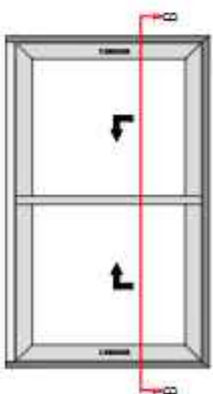
Code	Drawing	Description	Cutting angle & formula	Quantity	Remarks
E923-159GU		Plastic spacer	-	10	Pcs
A410-020		Gasket for sash	4Sh+8Sw	-	m
E2700-409		Inside gasket for sash	4Sh	-	m
E2700-415		Gasket for bottom sash	4Sw	-	m
E2700-411		Gasket for interlock	2Sh	-	m
ES250-401		Cover gasket for rail	4W+4H	-	m
(A) US521-01 (B) US521-02 (C) US521-03		Glazing gasket	4Sh+4Sw	-	m
US530-1-7PRM		Glazing gasket	4Sh+4Sw	-	m
E2700-412		Additional gasket	2W+2H	-	m
US506-12FS		Brush	4Sh+2W+2H	-	m


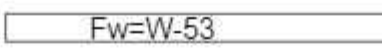













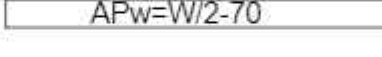



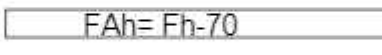

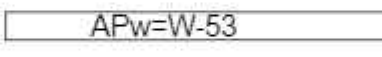

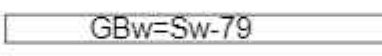

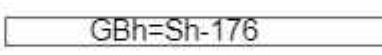





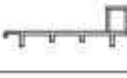

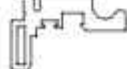

CUTTING CALCULATIONS OF DOUBLE OVERLAPPING
ΜΕΤΡΑ ΚΟΠΗΣ ΓΙΑ ΔΙΦΥΛΛΟ ΕΠΑΛΛΗΛΟ























SCALE 1:2







CUTTING CALCULATIONS OF DOUBLE OVERLAPPING
ΜΕΤΡΑ ΚΟΠΗΣ ΓΙΑ ΔΙΦΥΛΛΟ ΕΓΓΛΩΗΛΟ



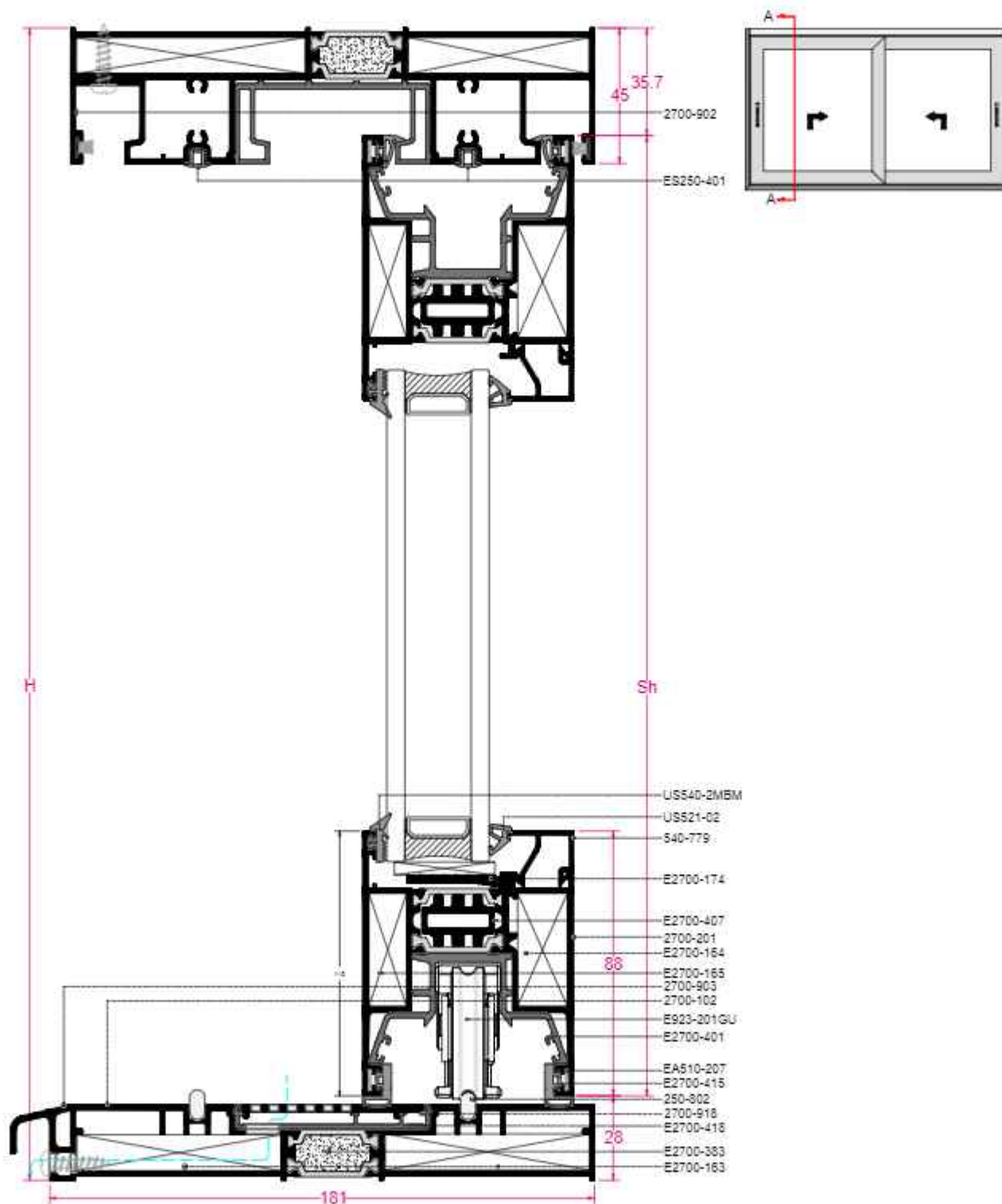
Code	Drawing	Description	Cutting angle & formula	Quantity	Remarks
2700-101		Frame width		1	Top
2700-102		Frame height		2	Right/ Left
2700-102		Frame width		1	Bottom
2700-201		Sash width		4	Top/ Bottom
2700-201		Sash Height		2	Right/ Left
2700-203		Narrow sash Height		2	Right/ Left
2700-305		Interlock cover		2	Right/ Left
2700-918		Additional profile		1	Bottom
2700-921		Additional profile		1	Bottom
2700-901		Additional profile		2	Right/ Left
2700-902		Additional profile		1	Top
540-779		Glazing bead		4	Top/ Bottom
540-779		Glazing bead		4	Right/ Left
2700-903		Drainage profile		1	Bottom
E2700-401		Pvc cover for Sash	Cut with sash	4	Top/ Bottom
E2700-401		Pvc cover for Sash	Cut with sash	2	Right/ Left
E2700-402		Pvc cover for Frame	Cut with Frame	1	Top
E2700-403		Pvc cover for Frame	Cut with Frame	2	Right/ Left
E2700-418		Pvc cover for Frame	Cut with Frame	1	Bottom
A210-010		Pvc cover for Interlock		2	Right/ Left

Sections and material analysis - Τομές και ανάλυση υλικών

Code	Drawing	Description	Cutting angle & formula	Quantity	Remarks
E2700-407		Internal plastic for sash	Cut with sash	4	Top/ Bottom Right/ Left
E2700-851		Stabilizer	-	16	Pcs
E2700-853		End cover for interlock	-	2	Pair
A312-022		End cover for interlock PVC	-	2	Pair
E2700-859		End cover for frame	-	1	Pair
A312-026		Lower central seal	-	1	Pcs
A312-028		Upper central seal	-	1	Pcs
EA450-836		Cover for drainage hole	-	-	Pcs
E2700-161		Crimping corner for Frame	-	4	Pcs
E2700-162		Crimping corner for Frame	-	4	Pcs
E2700-164		Crimping corner for Sash	-	4	Pcs
E2700-165		Crimping corner for Sash	-	4	Pcs
E510-207/U		Alignment corner	-	8	Pcs
E2700-171		Connector	-	4	Pcs
E2700-172		Connector	-	4	Pcs
E2700-383		Neocoat insulation bar for frame	$2W+2H$	-	m
E920-001GU		Stricking plate	-	4	Pcs
A)E922-104GU/6 B)E922-104GU/7 C)E922-104GU/A		Quadra lift & slide handle	-	2	Pcs
A)E923-101GU B)E923-103GU C)E923-104GU D)E923-106GU		Lift & slide mechanism	-	2	Pcs
A)E922-303GU/6 B)E922-303GU/7 C)E922-303GU/A		External finger handle	-	2	Pcs

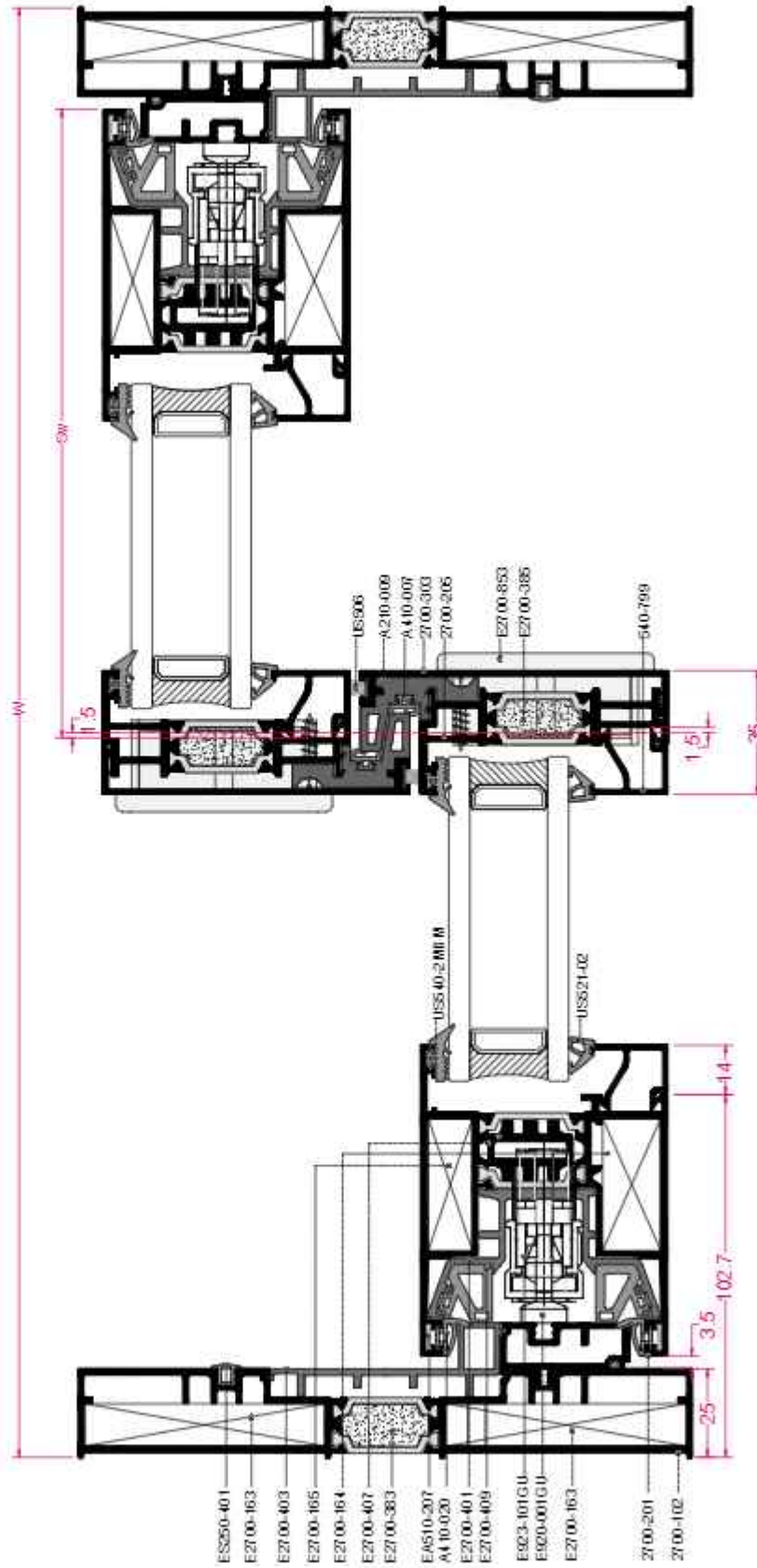
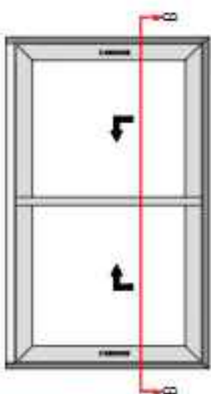
Code	Drawing	Description	Cutting angle & formula	Quantity	Remarks
E925-004GU		Stopper	-	2	Pcs
E923-201GU		Roller set	-	2	Pcs
E923-159GU		Plastic spacer	-	10	Pcs
E923-158GU		Plastic roller spacer	-	2	Pcs
A410-020		Gasket for sash	4Sh+8Sw	-	m
E2700-409		Inside gasket for sash	4Sh+4Sw	-	m
A410-007		Gasket for interlock	2Sh	-	m
ES250-401		Cover gasket for rail	4W+4H	-	m
(A) US521-01 (B) US521-02 (C) US521-03		Glazing gasket	4Sh+4Sw	-	m
US530-1-7PRM		Glazing gasket	4Sh+4Sw	-	m
E2700-412		Additional gasket	2W+2H	-	m
US506-12FS		Brush	4Sh+2W+2H	-	m
E2700-415		Gasket for bottom sash	4Sw	-	m

CUTTING CALCULATIONS OF DOUBLE OVERLAPPING
ΜΕΤΡΑ ΚΟΠΗΣ ΓΙΑ ΔΙΦΥΛΛΟ ΕΠΑΛΛΗΛΟ

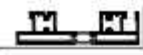
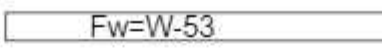





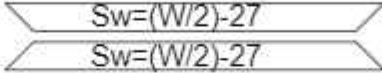









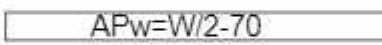

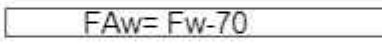



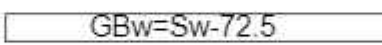

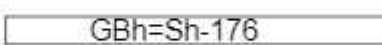

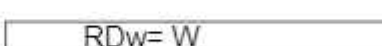



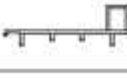

























SCALE 1:2

CUTTING CALCULATIONS OF DOUBLE OVERLAPPING
 ΜΕΤΡΑ ΚΟΠΗΣ ΓΙΑ ΔΙΦΥΛΛΟ ΕΠΑΛΛΗΛΟ








Sections and material analysis - Τομές και ανάλυση υλικών

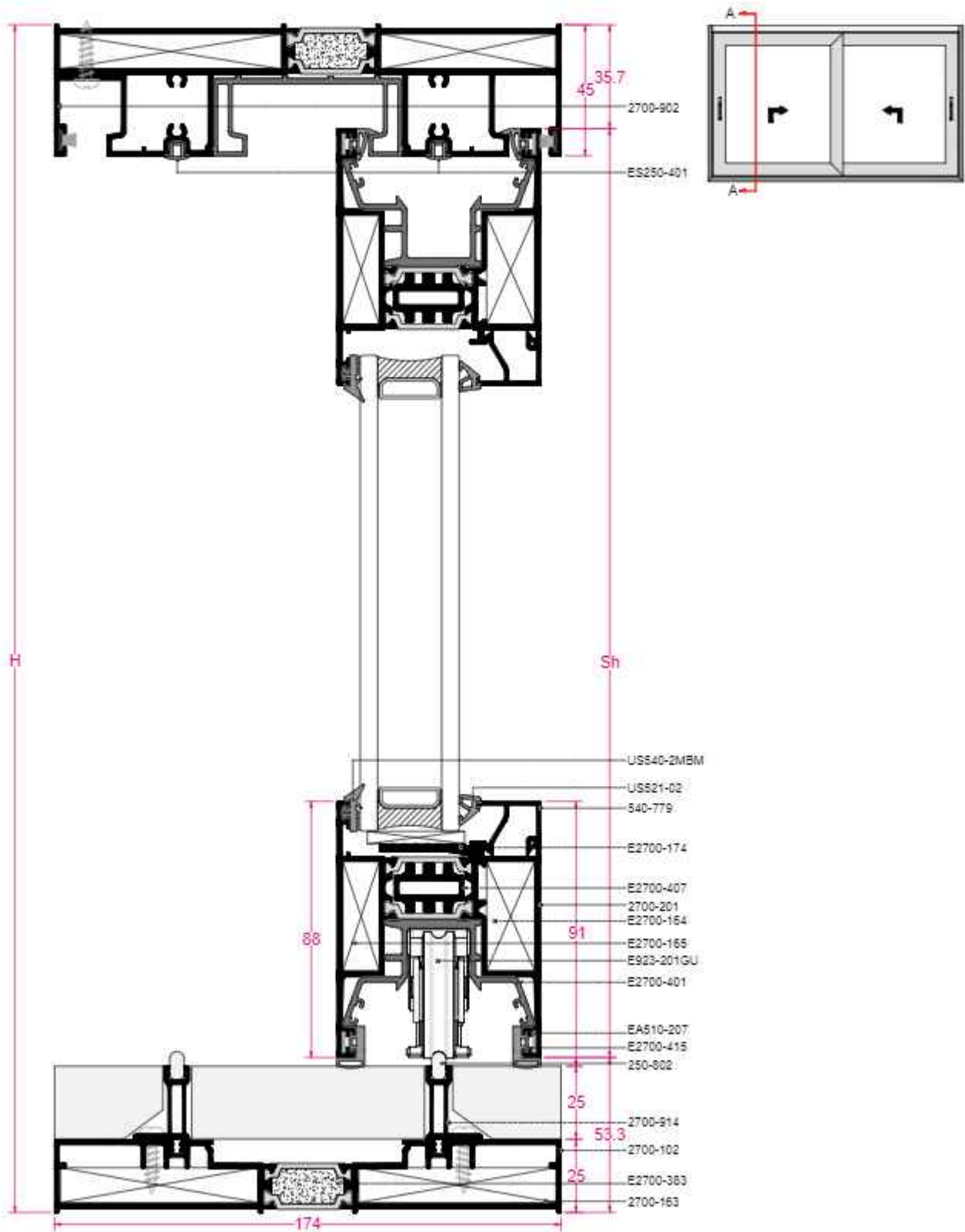
Code	Drawing	Description	Cutting angle & formula	Quantity	Remarks
2700-101		Frame width		1	Top
2700-102		Frame height		2	Right/ Left
2700-102		Frame width		1	Bottom
2700-201		Sash width		4	Top/ Bottom
2700-201		Sash Height		2	Right/ Left
2700-205		Narrow sash Height		2	Right/ Left
2700-303		Interlock cover		2	Right/ Left
2700-918		Additional profile		1	Bottom
2700-921		Additional profile		1	Bottom
2700-901		Additional profile		2	Right/ Left
2700-902		Additional profile		1	Top
540-779		Glazing bead		4	Top/ Bottom
540-779		Glazing bead		4	Right/ Left
2700-903		Drainage profile		1	Bottom
E2700-401		Pvc cover for Sash	Cut with sash	4	Top/ Bottom
E2700-401		Pvc cover for Sash	Cut with sash	2	Right/ Left
E2700-402		Pvc cover for Frame	Cut with Frame	1	Top
E2700-403		Pvc cover for Frame	Cut with Frame	2	Right/ Left
E2700-418		Pvc cover for Frame	Cut with Frame	1	Bottom
A210-009		Pvc cover for Interlock		2	Right/ Left

Code	Drawing	Description	Cutting angle & formula	Quantity	Remarks
E2700-407		Internal plastic for sash	Cut with sash	4	Top/ Bottom Right/ Left
E2700-851		Stabilizer	-	16	Pcs
E2700-853		End cover for interlock	-	2	Pair
E2700-859		End cover for frame	-	1	Pair
A312-021		End cover for interlock PVC	-	2	Pair
A312-026		Lower central seal	-	1	Pcs
A312-028		Upper central seal	-	1	Pcs
EA450-836		Cover for drainage hole	-	-	Pcs
E2700-161		Crimping corner for Frame	-	4	Pcs
E2700-162		Crimping corner for Frame	-	4	Pcs
E2700-164		Crimping corner for Sash	-	4	Pcs
E2700-165		Crimping corner for Sash	-	4	Pcs
E510-207/U		Alignment corner	-	8	Pcs
E2700-171		Connector	-	4	Pcs
E2700-172		Connector	-	4	Pcs
E2700-383		Neocoat insulation bar for frame	$2W+2H$	-	m
E920-001GU		Stricking plate	-	4	Pcs
A)E922-104GU/6 B)E922-104GU/7 C)E922-104GU/A		Quadra lift & slide handle	-	2	Pcs
A)E923-101GU B)E923-103GU C)E923-104GU D)E923-106GU		Lift & slide mechanism	-	2	Pcs
A)E922-303GU/6 B)E922-303GU/7 C)E922-303GU/A		External finger handle	-	2	Pcs

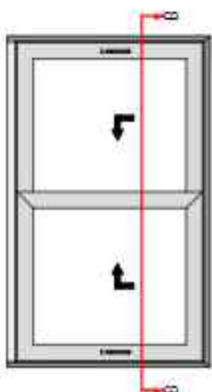
Sections and material analysis - Τομές και ανάλυση υλικών

Code	Drawing	Description	Cutting angle & formula	Quantity	Remarks
E925-004GU		Stopper	-	2	Pcs
E923-201GU		Roller set	-	2	Pcs
E923-159GU		Plastic spacer	-	10	Pcs
E923-158GU		Plastic roller spacer	-	2	Pcs
A410-020		Gasket for sash	4Sh+8Sw	-	m
E2700-409		Inside gasket for sash	4Sh+4Sw	-	m
A410-007		Gasket for interlock	2Sh	-	m
ES250-401		Cover gasket for rail	4W+4H	-	m
(A) US521-01 (B) US521-02 (C) US521-03		Glazing gasket	4Sh+4Sw	-	m
US530-1-7PRM		Glazing gasket	4Sh+4Sw	-	m
E2700-412		Additional gasket	2W+2H	-	m
US506-12FS		Brush	4Sh+2W+2H	-	m
E2700-415		Gasket for bottom sash	4Sw	-	m

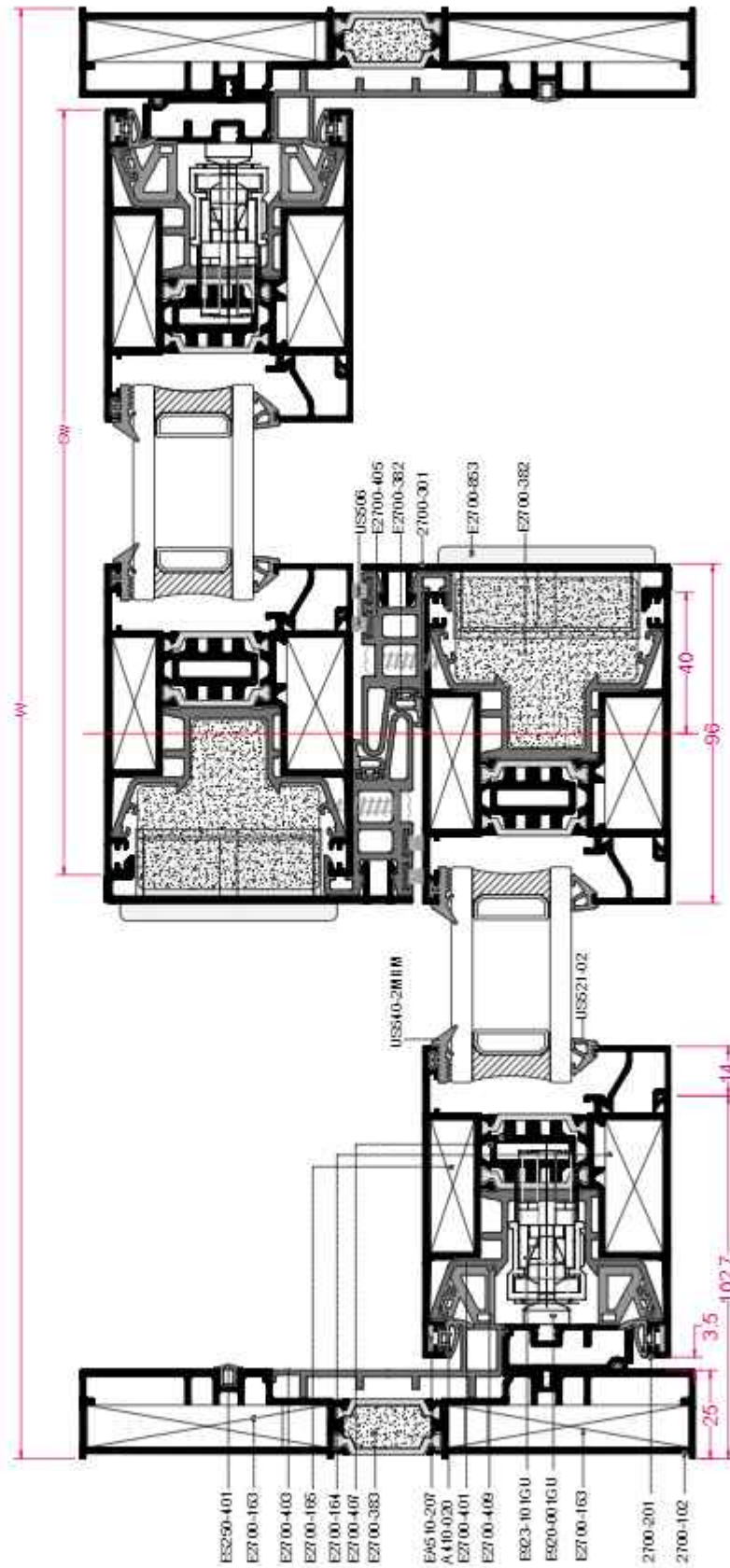
CUTTING CALCULATIONS OF DOUBLE OVERLAPPING
 ΜΕΤΡΑ ΚΟΠΗΣ ΓΙΑ ΔΙΦΥΛΛΟ ΕΠΑΛΛΗΛΟ












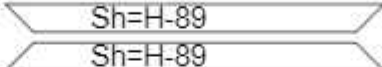





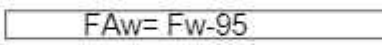

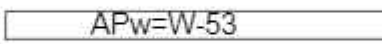

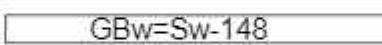

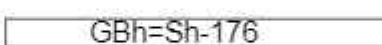

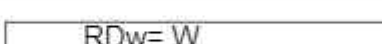
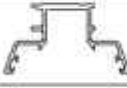
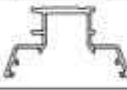







SCALE 1:2






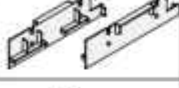












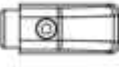
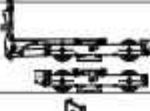


CUTTING CALCULATIONS OF DOUBLE OVERLAPPING
 ΜΕΤΡΑ ΚΟΠΗΣ ΓΙΑ ΔΙΦΥΛΛΟ ΕΓΓΑΛΛΗΛΟ



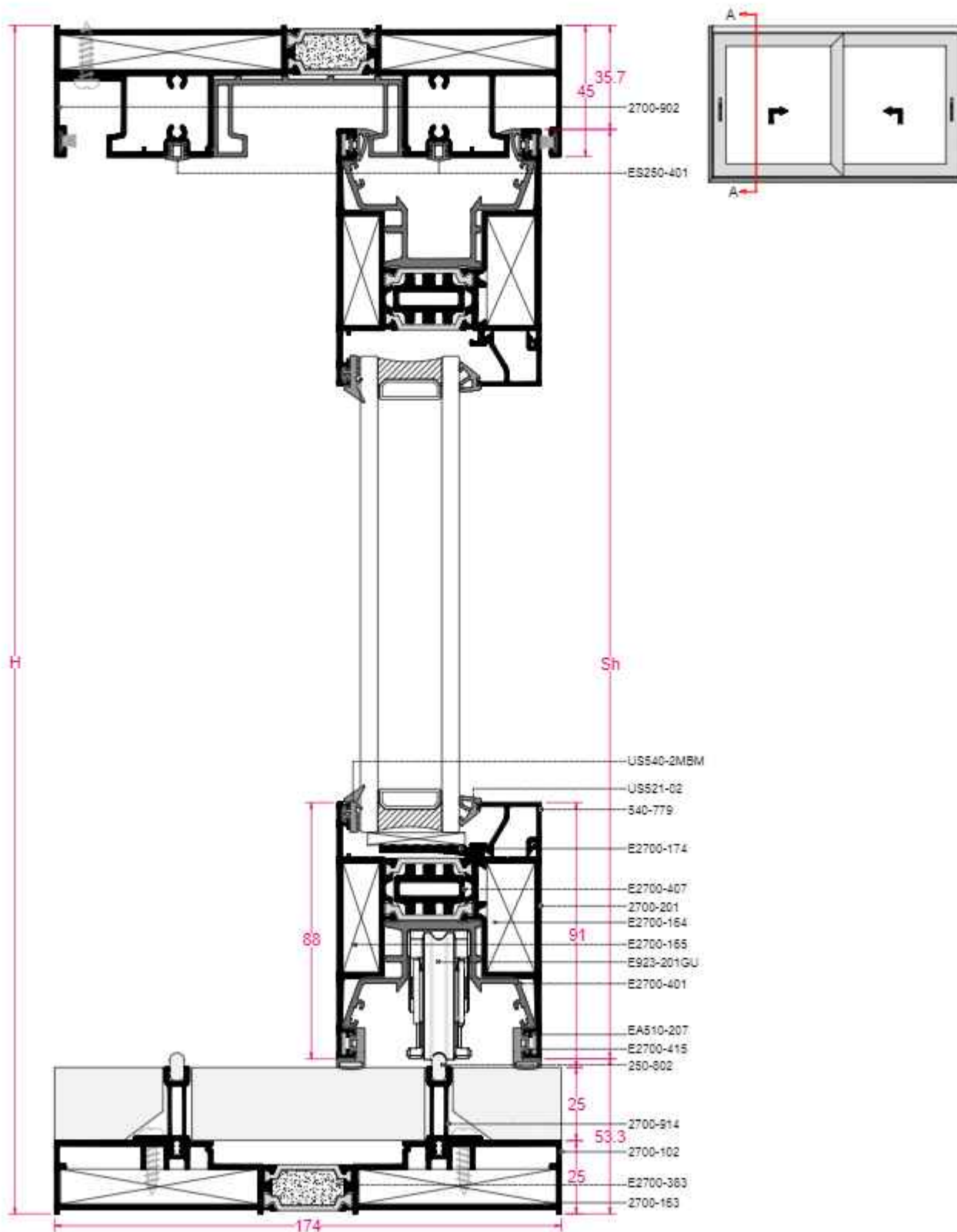
SCALE 1:2

Code	Drawing	Description	Cutting angle & formula	Quantity	Remarks
2700-101		Frame width		1	Top
2700-102		Frame height		2	Right/ Left
2700-102		Frame width		1	Bottom
2700-201		Sash width		4	Top/ Bottom
2700-201		Sash Height		4	Right/ Left
2700-301		Interlock cover		2	Right/ Left
2700-914		Additional guide		2	Bottom
2700-901		Additional profile		2	Right/ Left
2700-902		Additional profile		1	Top/Bottom
540-779		Glazing bead		4	
540-779		Glazing bead		4	Right/ Left
2700-903		Drainage profile		1	Top/Bottom
E2700-401		Pvc cover for Sash	Cut with sash	4	
E2700-401		Pvc cover for Sash	Cut with sash	4	Right/ Left
E2700-402		Pvc cover for Frame	Cut with Frame	1	Top
E2700-403		Pvc cover for Frame	Cut with Frame	2	Right/ Left
E2700-405		Pvc cover for Interlock		2	Top/ Bottom Right/ Left
E2700-407		Internal plastic for sash	Cut with sash	4	
E2700-851		Stabilizer	-	16	Pcs
E2700-853		End cover for interlock	-	2	Pair

Sections and material analysis - Τομές και ανάλυση υλικών

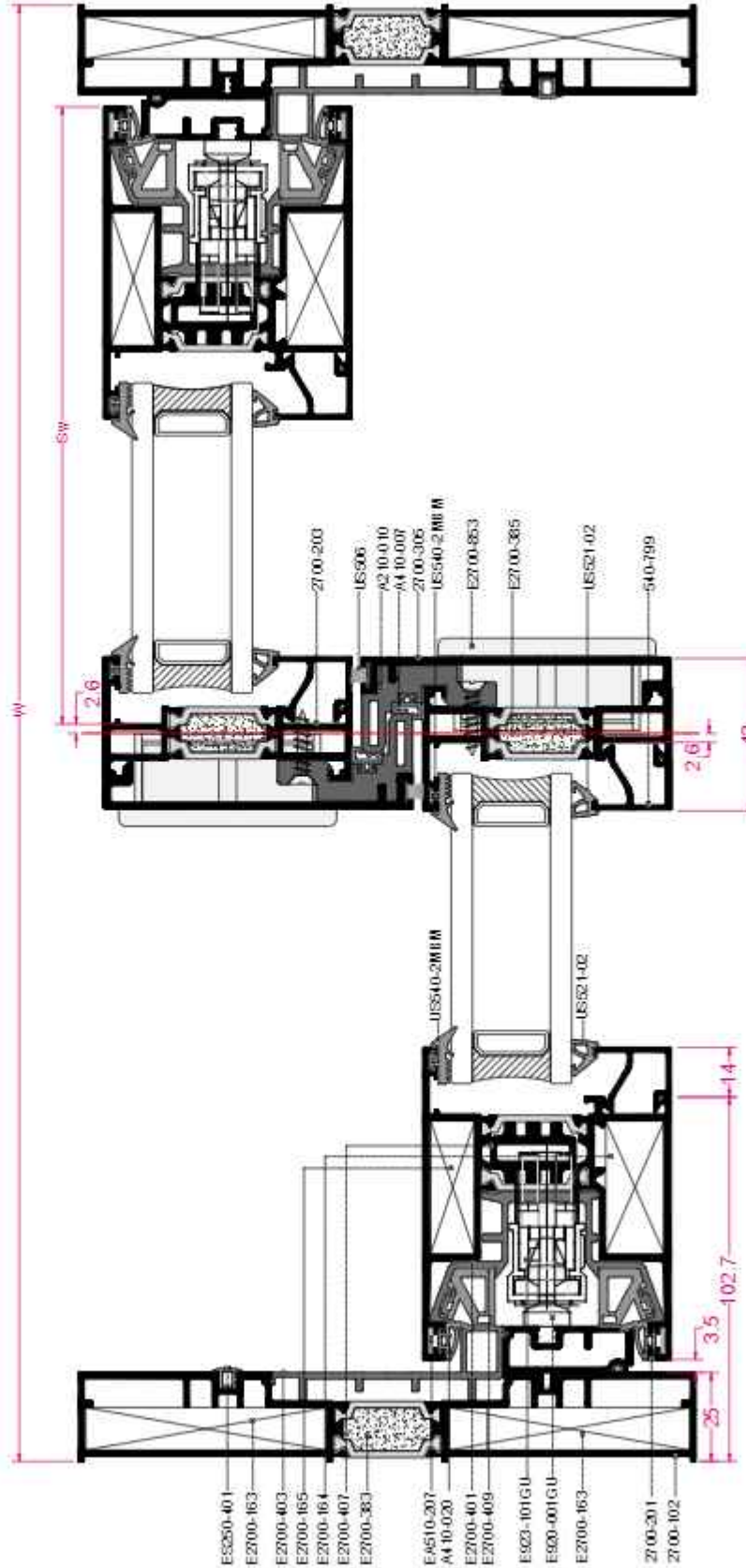
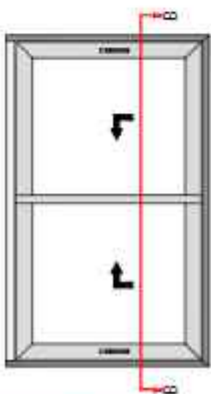
Code	Drawing	Description	Cutting angle & formula	Quantity	Remarks
E2700-854		End cover for interlock PVC	-	2	Pair
E2700-964		Lower central seal	-	1	Pcs
A312-028		Upper central seal	-	1	Pcs
E2700-859		End cover for frame	-	1	Pair
EA450-836		Cover for drainage hole	-	-	Pcs
E2700-161		Crimping corner for Frame	-	4	Pcs
E2700-162		Crimping corner for Frame	-	4	Pcs
E2700-164		Crimping corner for Sash	-	8	Pcs
E2700-165		Crimping corner for Sash	-	8	Pcs
E510-207/U		Alignment corner	-	16	Pcs
E2700-382		Neocoat insulation bar for interlock	2Sh	-	m
E2700-383		Neocoat insulation bar for frame	2W+2H	-	m
E920-001GU		Stricking plate	-	4	Pcs
A)E922-104GU/6 B)E922-104GU/7 C)E922-104GU/A		Quadra lift & slide handle	-	2	Pcs
A)E923-101GU B)E923-103GU C)E923-104GU D)E923-106GU		Lift & slide mechanism	-	2	Pcs
A)E922-303GU/6 B)E922-303GU/7 C)E922-303GU/A		External finger handle	-	2	Pcs
E925-004GU		Stopper	-	2	Pcs
E923-201GU		Roller set	-	2	Pcs
E923-158GU		Plastic roller spacer	-	2	Pcs
E923-159GU		Plastic spacer	-	10	Pcs

CUTTING CALCULATIONS OF DOUBLE OVERLAPPING
ΜΕΤΡΑ ΚΟΠΗΣ ΓΙΑ ΔΙΦΥΛΛΟ ΕΠΑΛΛΗΛΟ








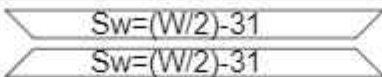

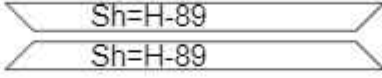



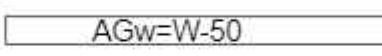

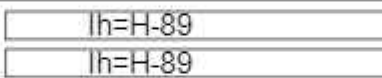

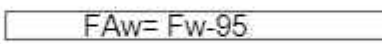

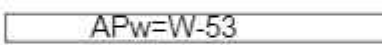

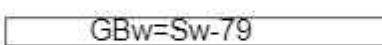

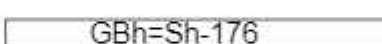

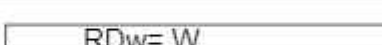




























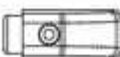

SCALE 1:2

CUTTING CALCULATIONS OF DOUBLE OVERLAPPING
 ΜΕΤΡΑ ΚΟΠΗΣ ΓΙΑ ΔΙΦΥΛΛΟ ΕΓΓΑΛΜΗΛΟ



Sections and material analysis - Τομές και ανάλυση υλικών

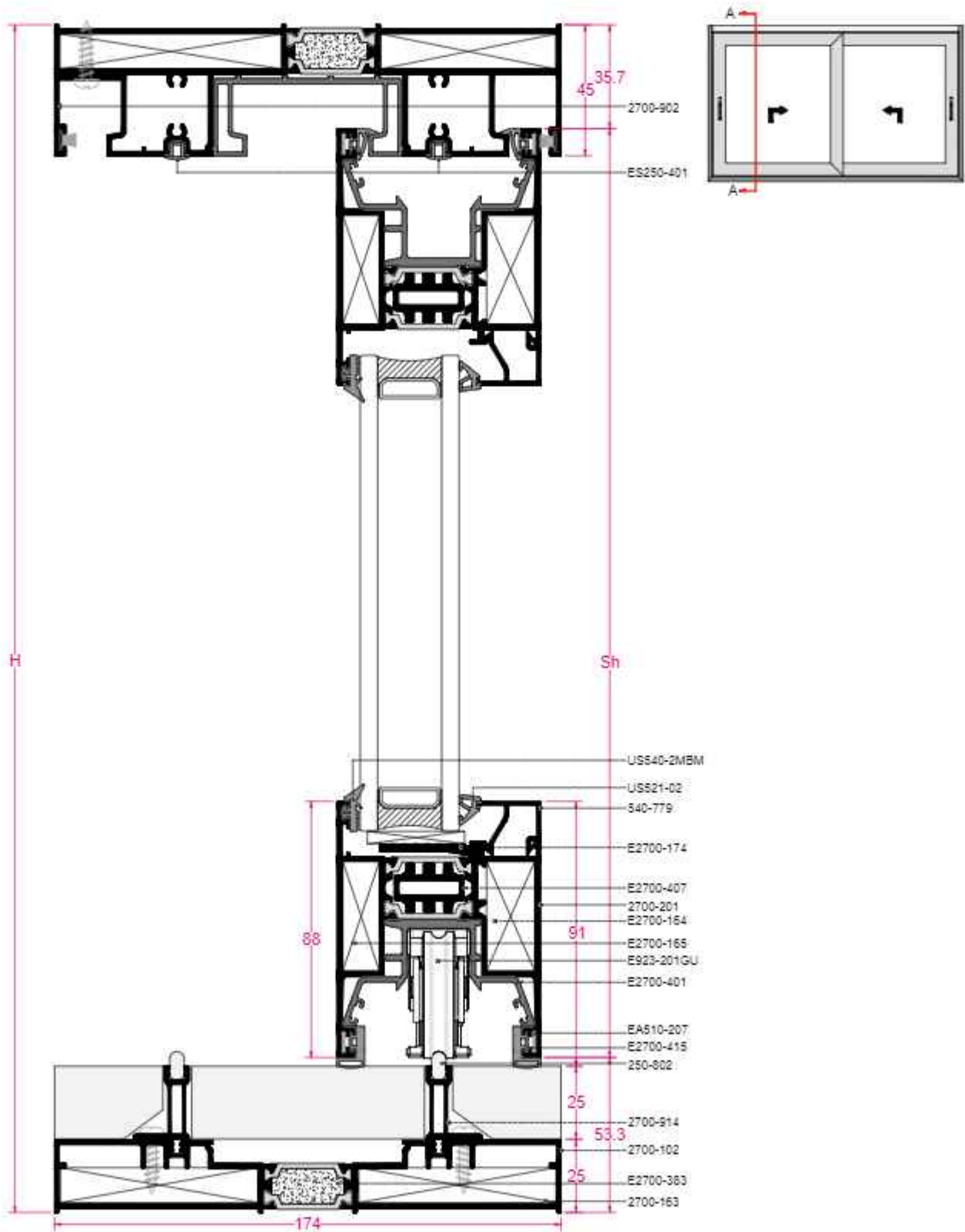
Code	Drawing	Description	Cutting angle & formula	Quantity	Remarks
2700-101		Frame width		1	Top
2700-102		Frame height		2	Right/ Left
2700-102		Frame width		1	Bottom
2700-201		Sash width		4	Top/ Bottom
2700-201		Sash Height		2	Right/ Left
2700-203		Narrow sash Height		2	Right/ Left
2700-914		Additional guide		2	Bottom
2700-305		Interlock cover		2	Right/ Left
2700-901		Additional profile		2	Right/ Left
2700-902		Additional profile		1	Top
540-779		Glazing bead		4	Top/ Bottom
540-779		Glazing bead		4	Right/ Left
2700-903		Drainage profile		1	Bottom
E2700-401		Pvc cover for Sash	Cut with sash	4	Top/ Bottom
E2700-401		Pvc cover for Sash	Cut with sash	2	Right/ Left
E2700-402		Pvc cover for Frame	Cut with Frame	1	Top
E2700-403		Pvc cover for Frame	Cut with Frame	2	Right/ Left
A210-010		Pvc cover for Interlock		2	Right/ Left
E2700-407		Internal plastic for sash	Cut with sash	4	Top/ Bottom Right/ Left
E2700-851		Stabilizer	-	16	Pcs

Code	Drawing	Description	Cutting angle & formula	Quantity	Remarks
E2700-853		End cover for interlock	-	2	Pair
A312-022		End cover for interlock PVC	-	2	Pair
E2700-859		End cover for frame	-	1	Pair
E2700-964		Lower central seal	-	1	Pcs
A312-028		Upper central seal	-	1	Pcs
EA450-836		Cover for drainage hole	-	-	Pcs
E2700-161		Crimping corner for Frame	-	4	Pcs
E2700-162		Crimping corner for Frame	-	4	Pcs
E2700-164		Crimping corner for Sash	-	4	Pcs
E2700-165		Crimping corner for Sash	-	4	Pcs
E510-207/U		Alignment corner	-	8	Pcs
E2700-171		Connector	-	4	Pcs
E2700-172		Connector	-	4	Pcs
E2700-383		Neocoat insulation bar for frame	2W+2H	-	m
E920-001GU		Stricking plate	-	4	Pcs
A)E922-104GU/6 B)E922-104GU/7 C)E922-104GU/A		Quadra lift & slide handle	-	2	Pcs
A)E923-101GU B)E923-103GU C)E923-104GU D)E923-106GU		Lift & slide mechanism	-	2	Pcs
A)E922-303GU/6 B)E922-303GU/7 C)E922-303GU/A		External finger handle	-	2	Pcs
E925-004GU		Stopper	-	2	Pcs
E923-201GU		Roller set	-	2	Pcs

Sections and material analysis - Τομές και ανάλυση υλικών

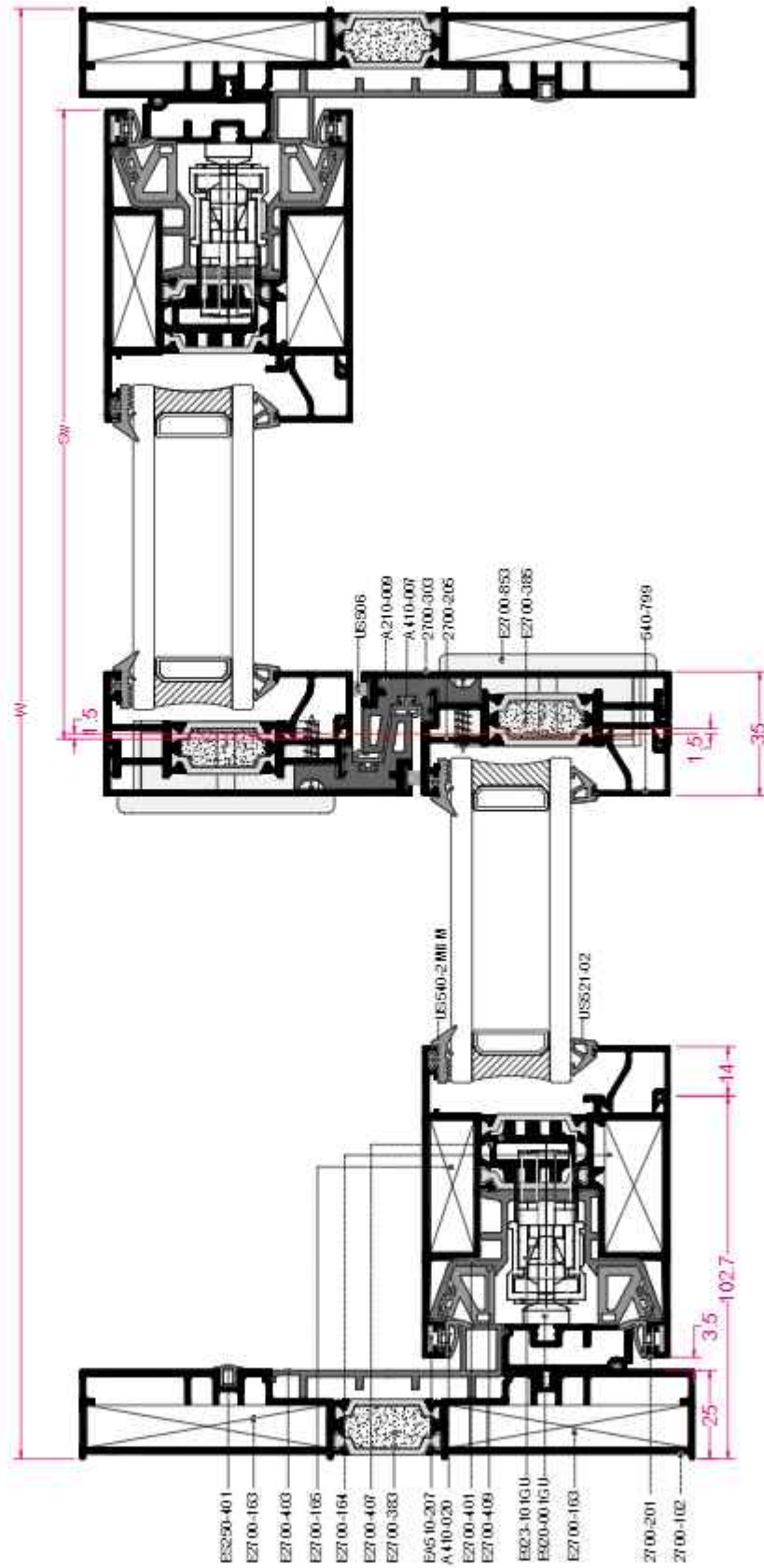
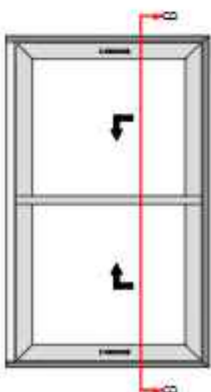
Code	Drawing	Description	Cutting angle & formula	Quantity	Remarks
E923-159GU		Plastic spacer	-	10	Pcs
E923-158GU		Plastic roller spacer	-	2	Pcs
A410-020		Gasket for sash	4Sh+8Sw	-	m
E2700-409		Inside gasket for sash	4Sh+4Sw	-	m
A410-007		Gasket for interlock	2Sh	-	m
ES250-401		Cover gasket for rail	4W+4H	-	m
(A) US521-01 (B) US521-02 (C) US521-03		Glazing gasket	4Sh+4Sw	-	m
US530-1-7PRM		Glazing gasket	4Sh+4Sw	-	m
E2700-412		Additional gasket	2W+2H	-	m
US506-12FS		Brush	4Sh+2W+2H	-	m
E2700-415		Gasket for bottom sash	4Sw	-	m
















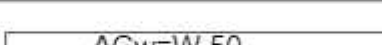


















CUTTING CALCULATIONS OF DOUBLE OVERLAPPING
ΜΕΤΡΑ ΚΟΠΗΣ ΓΙΑ ΔΙΦΥΛΛΟ ΕΠΑΛΛΗΛΟ




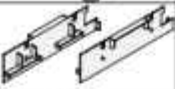
















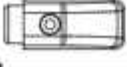

SCALE 1:2

CUTTING CALCULATIONS OF DOUBLE OVERLAPPING
 ΜΕΤΡΑ ΚΟΠΗΣ ΓΙΑ ΔΙΦΥΛΛΟ ΕΓΓΛΩΣΣΗ

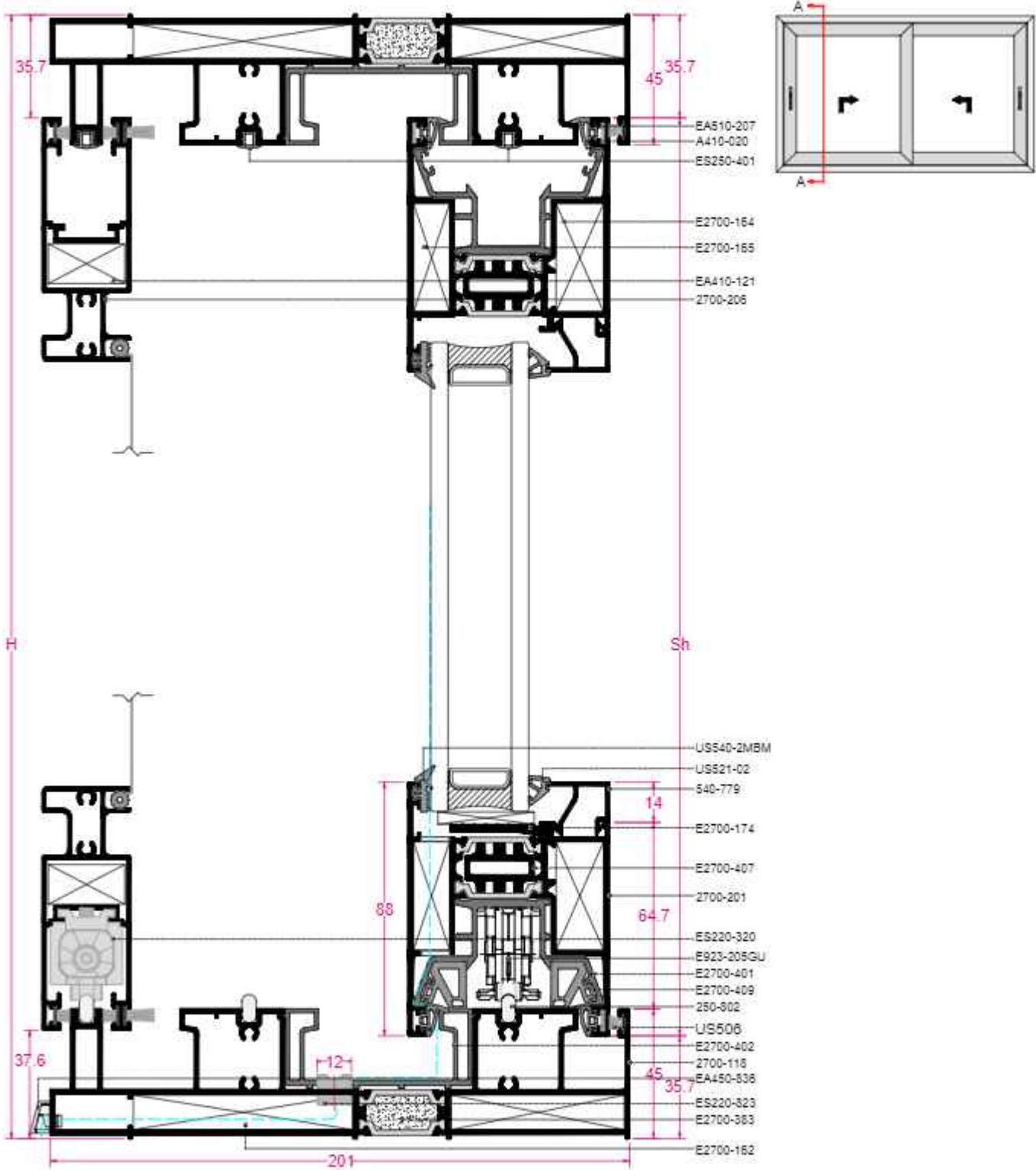


Code	Drawing	Description	Cutting angle & formula	Quantity	Remarks
2700-101		Frame width		1	Top
2700-102		Frame height		2	Right/ Left
2700-102		Frame width		1	Bottom
2700-201		Sash width		4	Top/ Bottom
2700-201		Sash Height		2	Right/ Left
2700-205		Narrow sash Height		2	Right/ Left
2700-303		Interlock cover		2	Right/ Left
2700-914		Additional guide		2	Bottom
2700-901		Additional profile		2	Right/ Left
2700-902		Additional profile		1	Top
540-779		Glazing bead		4	Top/ Bottom
540-779		Glazing bead		4	Right/ Left
2700-903		Drainage profile		1	Bottom
E2700-401		Pvc cover for Sash	Cut with sash	4	Top/ Bottom
E2700-401		Pvc cover for Sash	Cut with sash	2	Right/ Left
E2700-402		Pvc cover for Frame	Cut with Frame	1	Top
E2700-403		Pvc cover for Frame	Cut with Frame	2	Right/ Left
A210-009		Pvc cover for Interlock		2	Right/ Left
E2700-407		Internal plastic for sash	Cut with sash	4	Top/ Bottom Right/ Left
E2700-851		Stabilizer	-	16	Pcs

Sections and material analysis - Τομές και ανάλυση υλικών

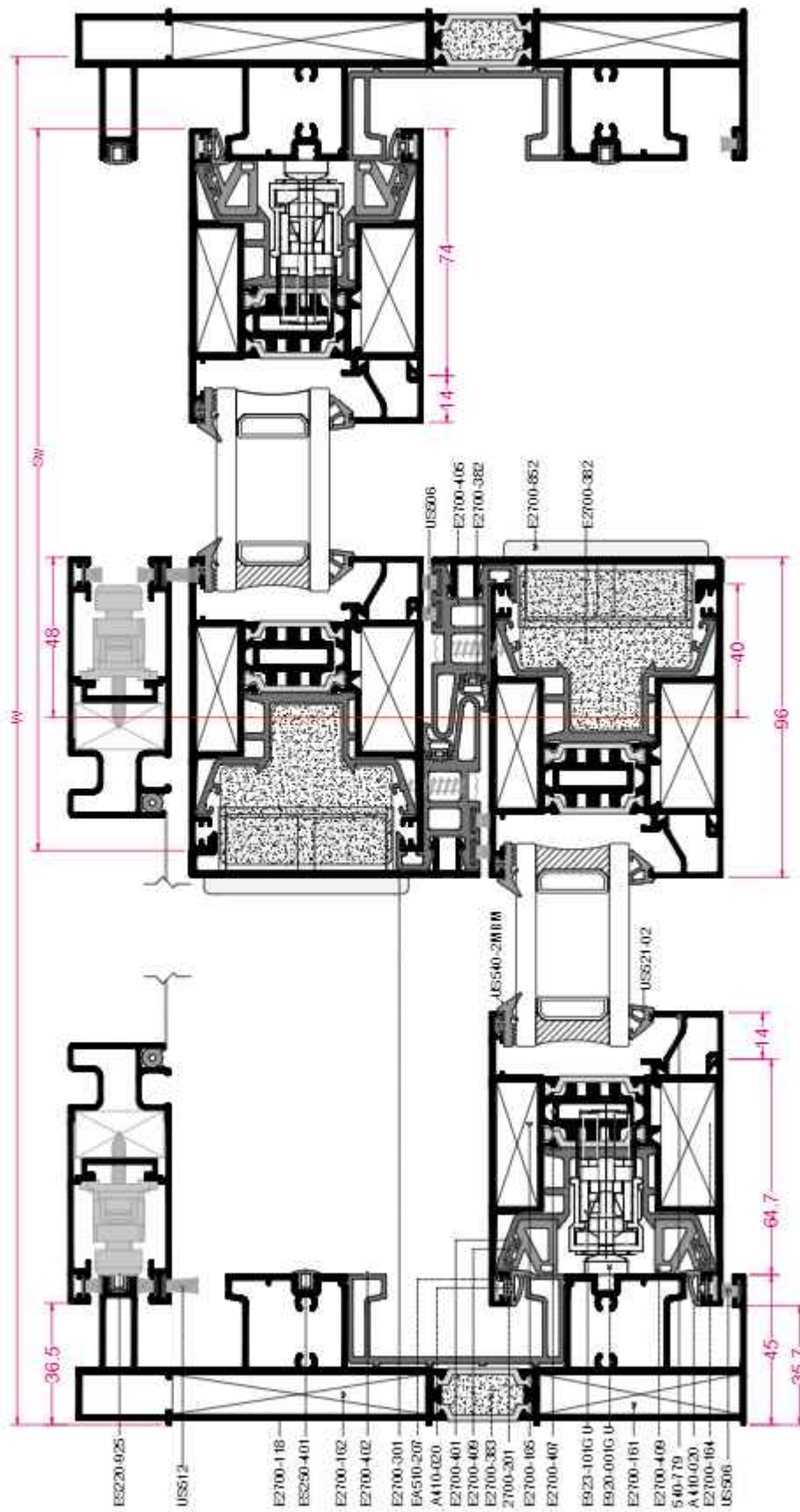
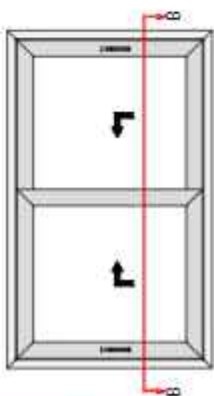
Code	Drawing	Description	Cutting angle & formula	Quantity	Remarks
E2700-853		End cover for interlock	-	2	Pair
E2700-859		End cover for frame	-	1	Pair
A312-021		End cover for interlock PVC	-	2	Pair
E2700-964		Lower central seal	-	1	Pcs
A312-028		Upper central seal	-	1	Pcs
EA450-836		Cover for drainage hole	-	-	Pcs
E2700-161		Crimping corner for Frame	-	4	Pcs
E2700-162		Crimping corner for Frame	-	4	Pcs
E2700-164		Crimping corner for Sash	-	4	Pcs
E2700-165		Crimping corner for Sash	-	4	Pcs
E510-207/U		Alignment corner	-	8	Pcs
E2700-171		Connector	-	4	Pcs
E2700-172		Connector	-	4	Pcs
E2700-383		Neocoat insulation bar for frame	2W+2H	-	m
E920-001GU		Stricking plate	-	4	Pcs
A)E922-104GU/6 B)E922-104GU/7 C)E922-104GU/A		Quadra lift & slide handle	-	2	Pcs
A)E923-101GU B)E923-103GU C)E923-104GU D)E923-106GU		Lift & slide mechanism	-	2	Pcs
A)E922-303GU/6 B)E922-303GU/7 C)E922-303GU/A		External finger handle	-	2	Pcs
E925-004GU		Stopper	-	2	Pcs
E923-201GU		Roller set	-	2	Pcs

CUTTING CALCULATIONS OF DOUBLE OVERLAPPING
ΜΕΤΡΑ ΚΟΠΗΣ ΓΙΑ ΔΙΦΥΛΛΟ ΕΠΑΛΛΗΛΟ














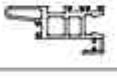




























SCALE 1:2

CUTTING CALCULATIONS OF DOUBLE OVERLAPPING
ΜΕΤΡΑ ΚΟΠΗΣ ΓΙΑ ΔΙΦΥΛΛΟ ΕΓΓΛΩΗΛΟ

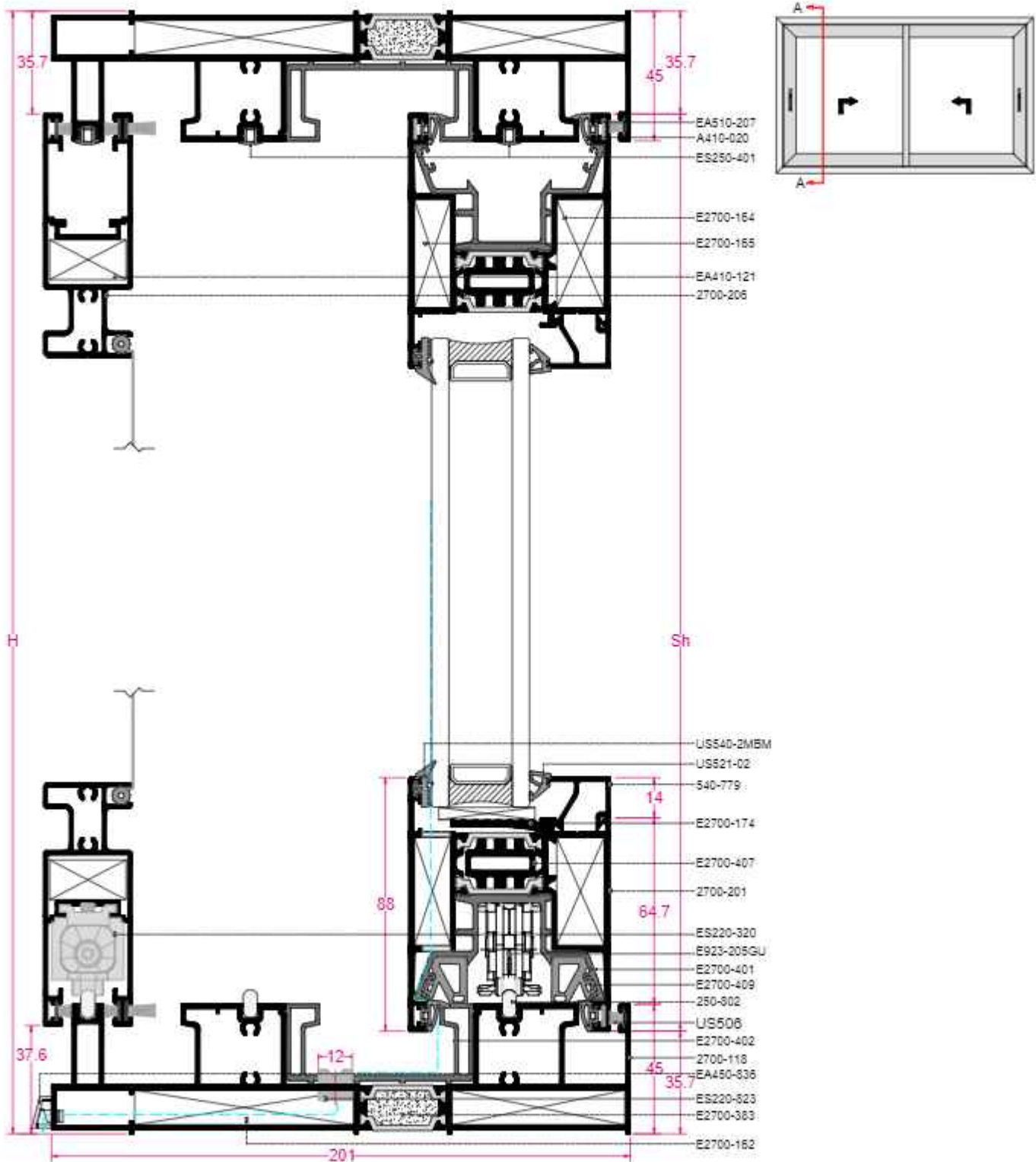


Sections and material analysis - Τομές και ανάλυση υλικών

Code	Drawing	Description	Cutting angle & formula	Quantity	Remarks
2700-118		Frame width	$Fw=W$ $Fw=W$	2	Top/ Bottom
2700-118		Frame height	$Fh=H$ $Fh=H$	2	Right/ Left
2700-201		Sash width	$Sw=(W/2)+4$ $Sw=(W/2)+4$	4	Top/ Bottom
2700-201		Sash Height	$Sh=H-71.5$ $Sh=H-71.5$	4	Right/ Left
2700-301		Interlock cover	$lh=H-71.5$ $lh=H-71.5$	2	Right/ Left
540-779		Glazing bead	$GBw=Sw-148$	4	Top/ Bottom
540-779		Glazing bead	$GBh=Sh-176$	4	Right/ Left
2700-206		Screen Sash width	$SSw=(W/2)+11.5$ $SSw=(W/2)+11.5$	2	Top/ Bottom
2700-206		Screen Sash Height	$SSh=H-73$ $SSh=H-73$	2	Right/ Left
E2700-401		Pvc cover for Sash	Cut with sash	4	Top/ Bottom
E2700-401		Pvc cover for Sash	Cut with sash	4	Right/ Left
E2700-402		Pvc cover for Frame	Cut with Frame	4	Top/ Bottom
E2700-402		Pvc cover for Frame	Cut with Frame	4	Right/ Left
E2700-405		Pvc cover for Interlock	Sh	2	Right/ Left
E2700-407		Internal plastic for sash	Cut with sash	4	Top/ Bottom Right/ Left
E2700-851		Stabilizer	-	16	Pcs
E2700-852		End cover for interlock	-	2	Pair
E2700-854		End cover for interlock PVC	-	2	Pair
A312-025		Lower central seal	-	1	Pcs
A312-028		Upper central seal	-	1	Pcs

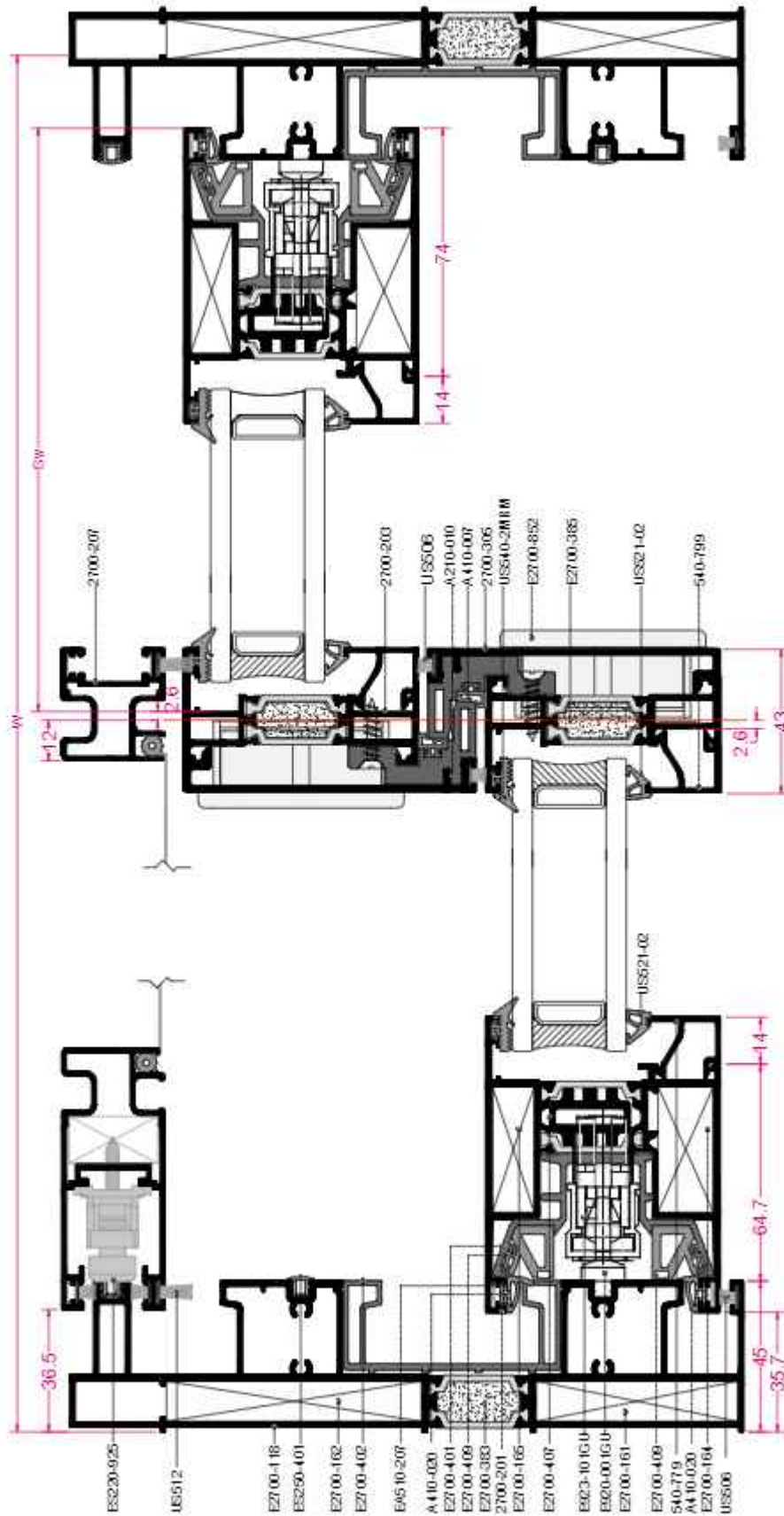
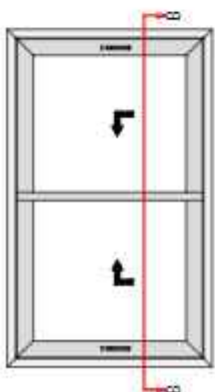
Code	Drawing	Description	Cutting angle & formula	Quantity	Remarks
EA450-836		Cover for drainage hole	-	-	Pcs
E2700-161		Crimping corner for Frame	-	4	Pcs
E2700-162		Crimping corner for Frame	-	4	Pcs
E2700-164		Crimping corner for Sash	-	8	Pcs
E2700-165		Crimping corner for Sash	-	8	Pcs
E510-207/U		Alignment corner	-	20	Pcs
E410-121		Corner for screen sash	-	4	Pcs
ES220-320		Buffer for screen sash	-	2	Pcs
ES220-925		Roller for screen sash	-	2	Pcs
E2700-382		Neocoat insulation bar for interlock	2Sh	-	m
E2700-383		Neocoat insulation bar for frame	2W+2H	-	m
E920-001GU		Stricking plate	-	4	Pcs
A)E922-104GU/6 B)E922-104GU/7 C)E922-104GU/A		Quadra lift & slide handle	-	2	Pcs
A)E923-101GU B)E923-103GU C)E923-104GU D)E923-106GU		Lift & slide mechanism	-	2	Pcs
A)E922-303GU/6 B)E922-303GU/7 C)E922-303GU/A		External finger handle	-	2	Pcs
E925-004GU		Stopper	-	2	Pcs
E923-205GU		Roller set	-	2	Pcs
E923-158GU		Plastic roller spacer	-	2	Pcs
E923-159GU		Plastic spacer	-	10	Pcs
A410-020		Gasket for sash	4Sh+8Sw	-	m

















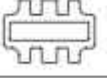



CUTTING CALCULATIONS OF DOUBLE OVERLAPPING
 ΜΕΤΡΑ ΚΟΠΗΣ ΓΙΑ ΔΙΦΥΛΛΟ ΕΠΑΛΛΗΛΟ





















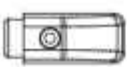
SCALE 1:2

CUTTING CALCULATIONS OF DOUBLE OVERLAPPING
 ΜΕΤΡΑ ΚΟΠΗΣ ΓΙΑ ΔΙΦΥΛΛΟ ΕΓΓΛΩΗΛΟ



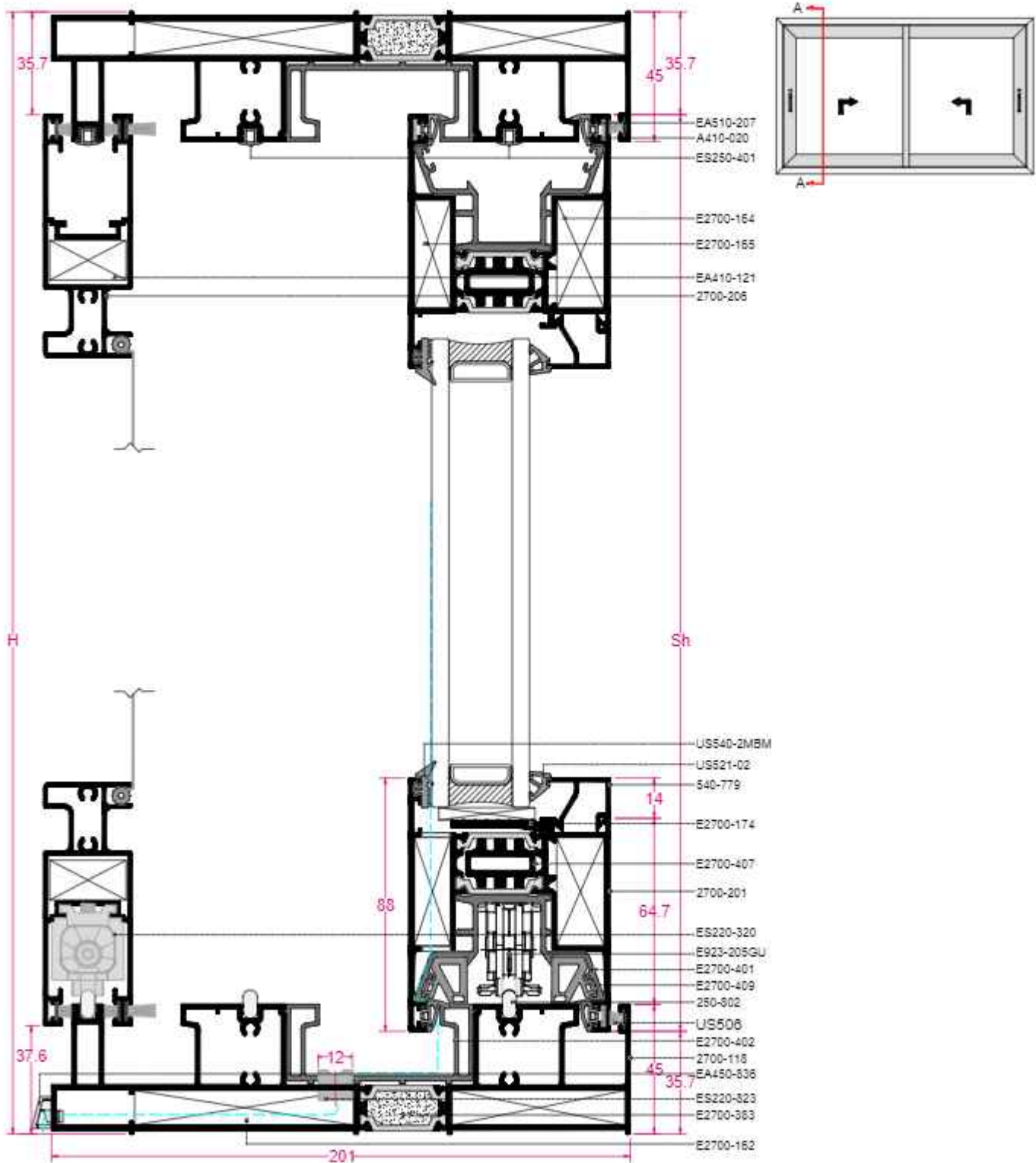
Code	Drawing	Description	Cutting angle & formula	Quantity	Remarks
2700-118		Frame width	$Fw=W$ $Fw=W$	2	Top/ Bottom
2700-118		Frame height	$Fh=H$ $Fh=H$	2	Right/ Left
2700-201		Sash width	$Sw=(W/2)-38$ $Sw=(W/2)-38$	4	Top/ Bottom
2700-201		Sash Height	$Sh=H-71.5$ $Sh=H-71.5$	2	Right/ Left
2700-203		Narrow sash Height	$Sh=H-71.5$ $Sh=H-71.5$	2	Right/ Left
2700-305		Interlock cover	$Sh=H-71.5$ $Sh=H-71.5$	2	Right/ Left
540-779		Glazing bead	$GBw=Sw-79$	4	Top/ Bottom
540-779		Glazing bead	$GBh=Sh-176$	4	Right/ Left
2700-206		Screen Sash width	$SSw=(W/2)-48.5$ $SSw=(W/2)-48.5$	2	Top/ Bottom
2700-206		Screen Sash Height	$SSh=H-73$	1	Left
2700-207		Screen Sash Height	$NSh=SSh-62$	1	Right
E2700-401		Pvc cover for Sash	Cut with sash	4	Top/ Bottom
E2700-401		Pvc cover for Sash	Cut with sash	2	Right/ Left
E2700-402		Pvc cover for Frame	Cut with Frame	4	Top/ Bottom
E2700-402		Pvc cover for Frame	Cut with Frame	4	Right/ Left
A210-010		Pvc for Interlock	Sh	2	Right/ Left
E2700-407		Internal plastic for sash	Cut with sash	4	Top/ Bottom Right/ Left
E2700-851		Stabilizer	-	16	Pcs
E2700-852		End cover for interlock	-	2	Pair
A312-022		End cover for interlock PVC	-	2	Pair

Sections and material analysis - Τομές και ανάλυση υλικών

Code	Drawing	Description	Cutting angle & formula	Quantity	Remarks
A312-025		Lower central seal	-	1	Pcs
A312-028		Upper central seal	-	1	Pcs
A312-030		Mosq. screen cover	-	1	Pair
EA450-836		Cover for drainage hole	-	-	Pcs
E2700-161		Crimping corner for Frame	-	4	Pcs
E2700-162		Crimping corner for Frame	-	4	Pcs
E2700-164		Crimping corner for Sash	-	4	Pcs
E2700-165		Crimping corner for Sash	-	4	Pcs
E510-207/U		Aligment corner	-	8	Pcs
E2700-171		Connector	-	4	Pcs
E2700-172		Connector	-	4	Pcs
E410-121		Corner for screen sash	-	4	Pcs
ES220-320		Buffer for screen sash	-	2	Pcs
ES220-925		Roller for screen sash	-	2	Pcs
E2700-383		Neocoat insulation bar for frame	2W+2H	-	m
E920-001GU		Stricking plate	-	4	Pcs
A)E922-104GU/6 B)E922-104GU/7 C)E922-104GU/A		Quadra lift & slide handle	-	2	Pcs
A)E923-101GU B)E923-103GU C)E923-104GU D)E923-106GU		Lift & slide mechanism	-	2	Pcs
A)E922-303GU/6 B)E922-303GU/7 C)E922-303GU/A		External finger handle	-	2	Pcs
E925-004GU		Stopper	-	2	Pcs

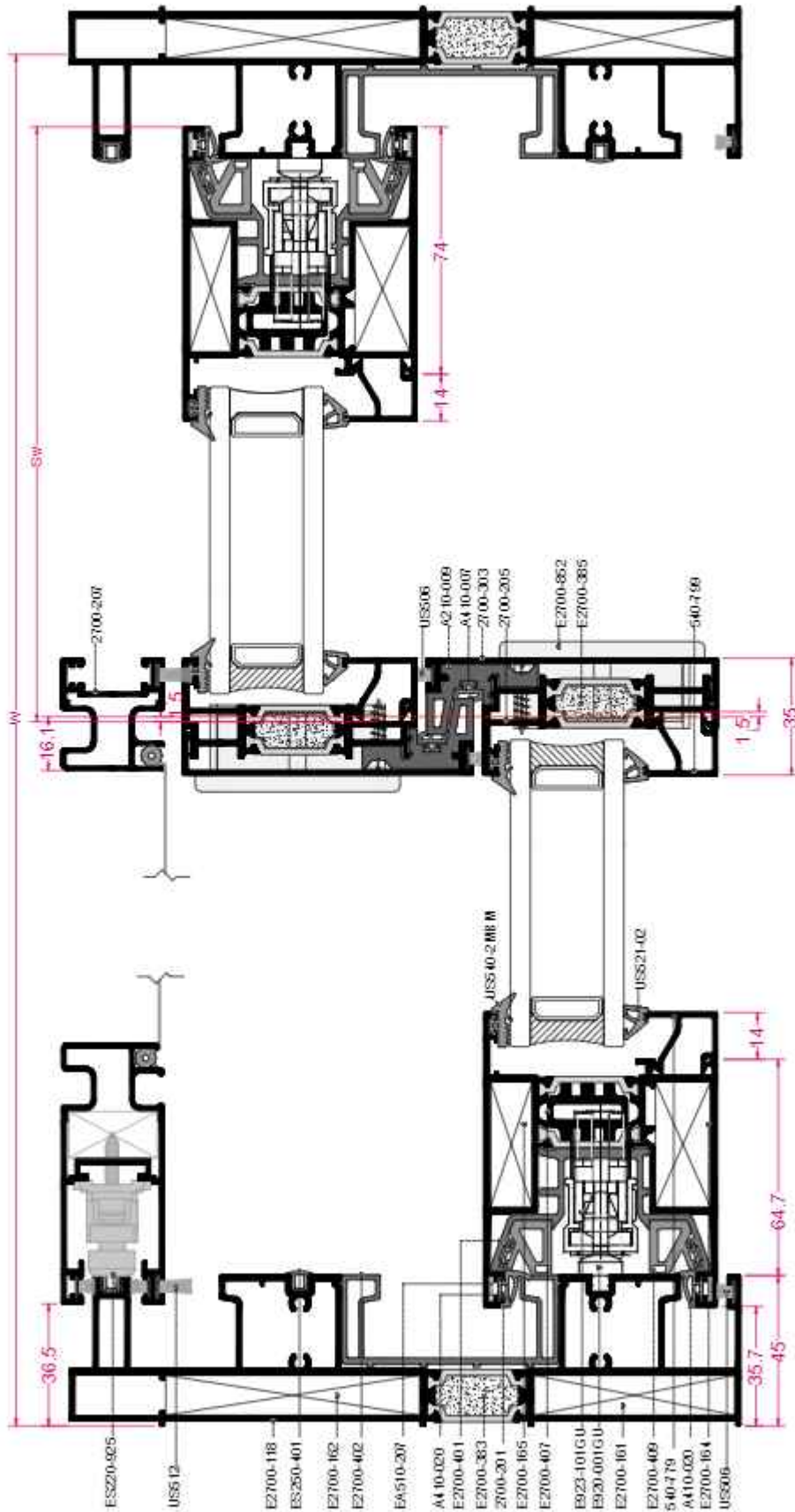
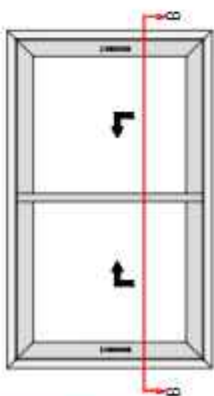
Code	Drawing	Description	Cutting angle & formula	Quantity	Remarks
E923-205GU		Roller set	-	2	Pcs
E923-158GU		Plastic roller spacer	-	2	Pcs
E923-159GU		Plastic spacer	-	10	Pcs
A410-020		Gasket for sash	4Sh+8Sw	-	m
E2700-409		Inside gasket for sash	4Sh+4Sw	-	m
A410-007		Gasket for interlock	2Sh	-	m
ES250-401		Cover gasket for rail	4W+4H	-	m
(A) US521-01 (B) US521-02 (C) US521-03		Glazing gasket	4Sh+4Sw	-	m
US530-1-7PRM		Glazing gasket	4Sh+4Sw	-	m
US506-12FS		Brush	4Sh+2W+2H	-	m
US550-3PRA/M		Screen gasket	2Sh+2Sw	-	m
US620-1FSG (0.80m) US620-2FSG (1.00m) US620-3FSG (1.20m) US620-4FSG (1.50m) US620-5FSG (1.80m)		Mosq. screen	-	-	m
A312-030		Plugs set for narrow flyscreen	-	1	Pair
US512		Brush	2MSh+2MSw	-	m

CUTTING CALCULATIONS OF DOUBLE OVERLAPPING
ΜΕΤΡΑ ΚΟΠΗΣ ΓΙΑ ΔΙΦΥΛΛΟ ΕΠΑΛΛΗΛΟ
















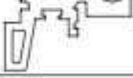

























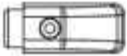
SCALE 1:2

CUTTING CALCULATIONS OF DOUBLE OVERLAPPING
ΜΕΤΡΑ ΚΟΠΗΣ ΓΙΑ ΔΙΦΥΛΛΟ ΕΓΓΑΛΨΗΛΟ



Sections and material analysis - Τομές και ανάλυση υλικών

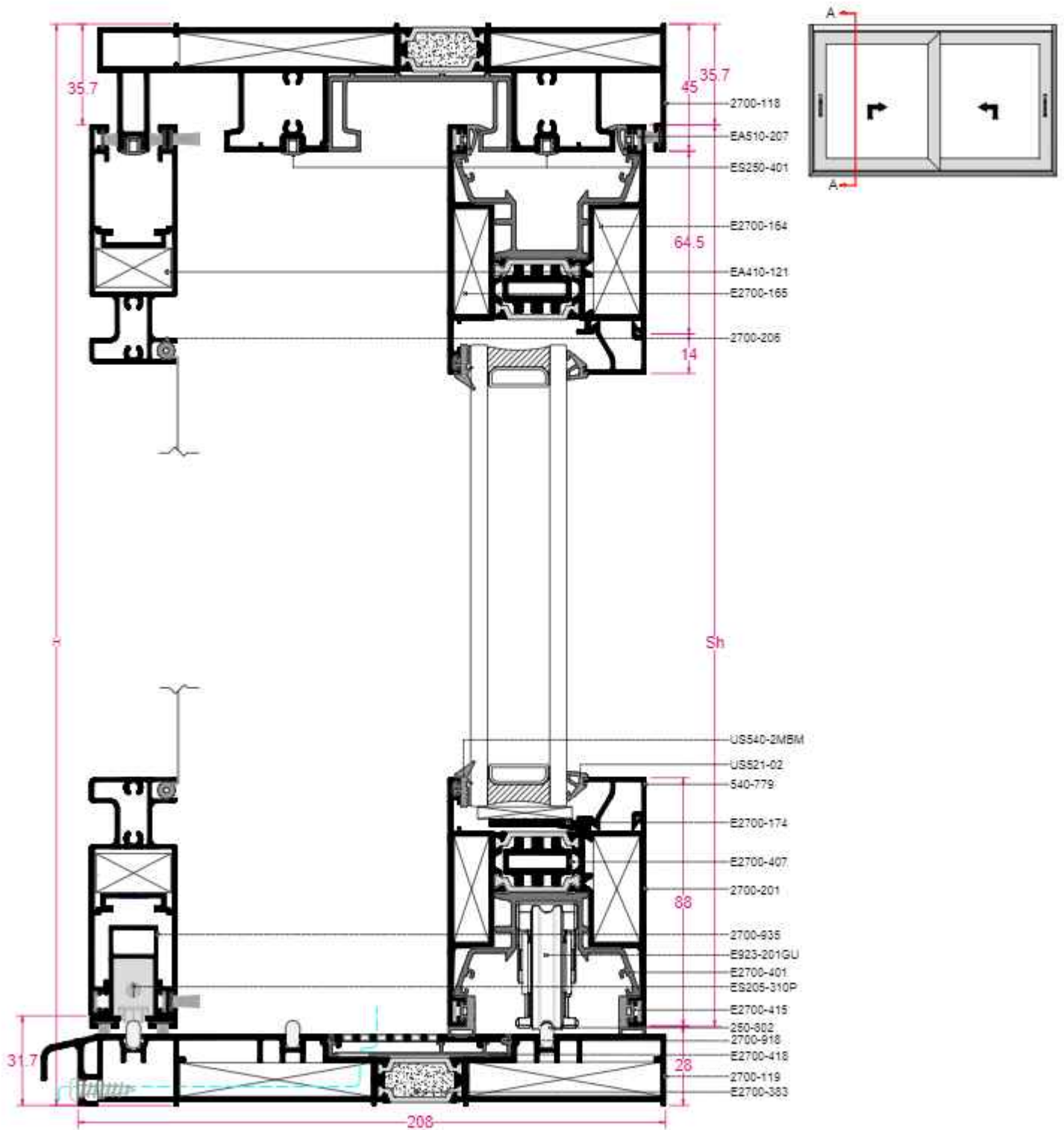
Code	Drawing	Description	Cutting angle & formula	Quantity	Remarks
2700-118		Frame width	$Fw=W$ $Fw=W$	2	Top/ Bottom
2700-118		Frame height	$Fh=H$ $Fh=H$	2	Right/ Left
2700-201		Sash width	$Sw=(W/2)-34$ $Sw=(W/2)-34$	4	Top/ Bottom
2700-201		Sash Height	$Sh=H-71.5$ $Sh=H-71.5$	2	Right/ Left
2700-205		Narrow sash Height	$Sh=H-71.5$ $Sh=H-71.5$	2	Right/ Left
2700-303		Interlock cover	$Sh=H-71.5$ $Sh=H-71.5$	2	Right/ Left
2700-206		Screen Sash width	$SSw=(W/2)-52.5$ $SSw=(W/2)-52.5$	2	Top/ Bottom
2700-206		Screen Sash Height	$SSh=H-73$	1	Left
2700-207		Screen Sash Height	$NSh=SSh-62$	1	Right
540-779		Glazing bead	$GBw=Sw-72.5$	4	Top/ Bottom
540-779		Glazing bead	$GBh=Sh-176$	4	Right/ Left
E2700-401		Pvc cover for Sash	Cut with sash	4	Top/ Bottom
E2700-401		Pvc cover for Sash	Cut with sash	2	Right/ Left
E2700-402		Pvc cover for Frame	Cut with Frame	4	Top/ Bottom
E2700-402		Pvc cover for Frame	Cut with Frame	4	Right/ Left
A210-009		Pvc for Interlock	Sh	2	Right/ Left
E2700-407		Internal plastic for sash	Cut with sash	4	Top/ Bottom Right/ Left
E2700-851		Stabilizer	-	16	Pcs
E2700-852		End cover for interlock	-	2	Pair
A312-021		End cover for interlock PVC	-	2	Pair

Code	Drawing	Description	Cutting angle & formula	Quantity	Remarks
A312-025		Lower central seal	-	1	Pcs
A312-028		Upper central seal	-	1	Pcs
EA450-836		Cover for drainage hole	-	-	Pcs
A312-030		Mosq. screen cover	-	1	Pair
E2700-161		Crimping corner for Frame	-	4	Pcs
E2700-162		Crimping corner for Frame	-	4	Pcs
E2700-164		Crimping corner for Sash	-	4	Pcs
E2700-165		Crimping corner for Sash	-	4	Pcs
E510-207/U		Aligment corner	-	8	Pcs
E2700-171		Connector	-	4	Pcs
E2700-172		Connector	-	4	Pcs
E410-121		Corner for screen sash	-	4	Pcs
ES220-320		Buffer for screen sash	-	2	Pcs
ES220-925		Roller for screen sash	-	2	Pcs
E2700-383		Neocoat insulation bar for frame	2W+2H	-	m
E920-001GU		Stricking plate	-	4	Pcs
A)E922-104GU/6 B)E922-104GU/7 C)E922-104GU/A		Quadra lift & slide handle	-	2	Pcs
A)E923-101GU B)E923-103GU C)E923-104GU D)E923-106GU		Lift & slide mechanism	-	2	Pcs
A)E922-303GU/6 B)E922-303GU/7 C)E922-303GU/A		External finger handle	-	2	Pcs
E925-004GU		Stopper	-	2	Pcs

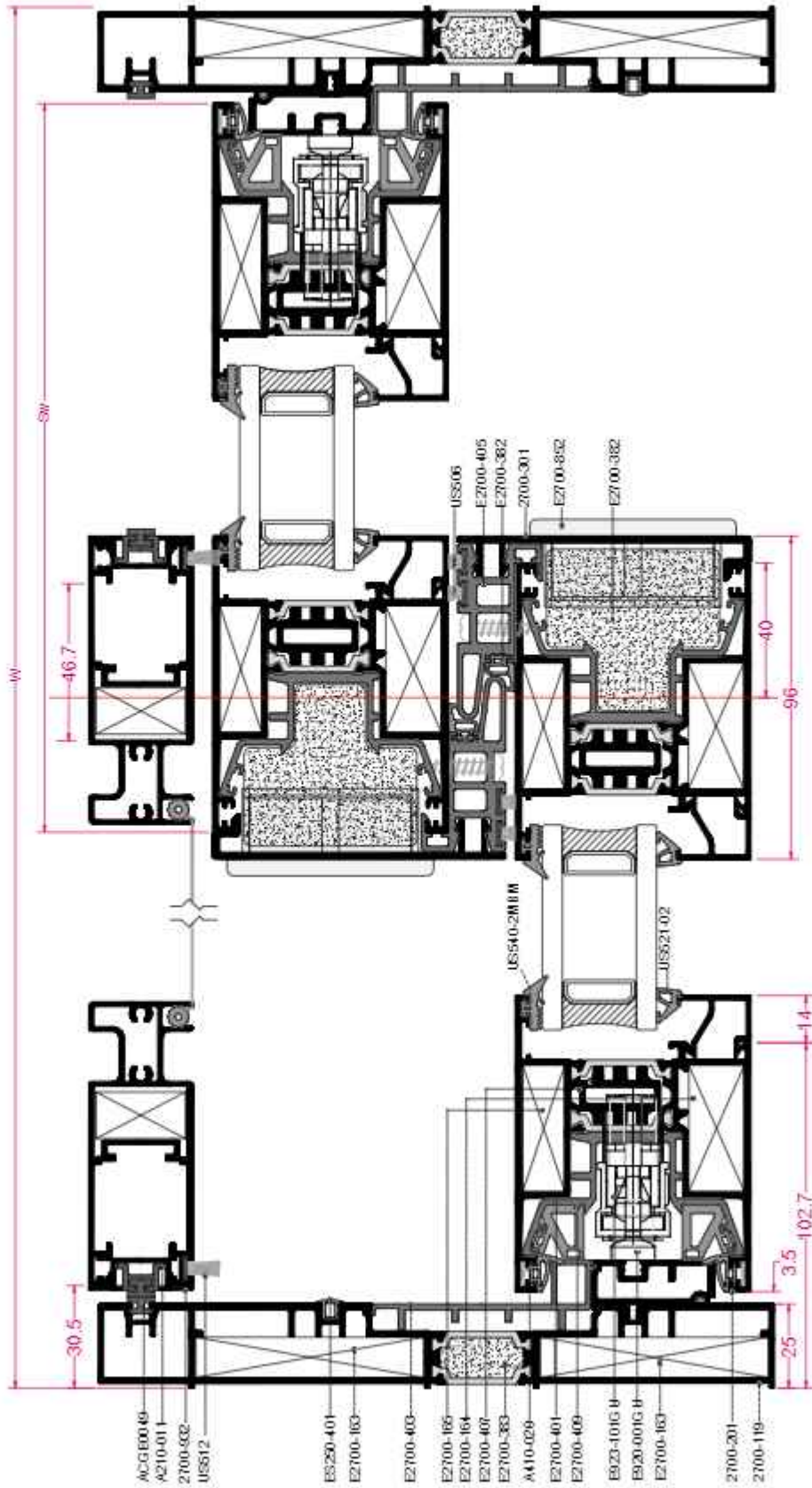
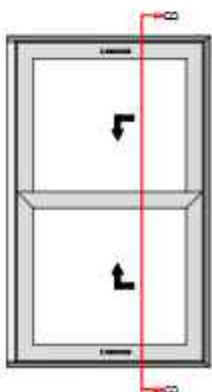
Sections and material analysis - Τομές και ανάλυση υλικών


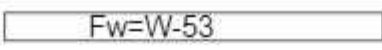











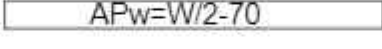

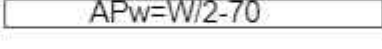

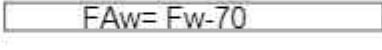

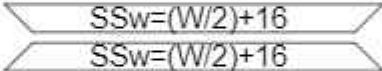







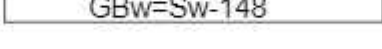

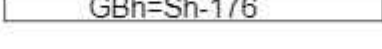


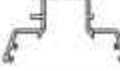
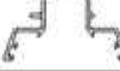


Code	Drawing	Description	Cutting angle & formula	Quantity	Remarks
E923-205GU		Roller set	-	2	Pcs
E923-158GU		Plastic roller spacer	-	2	Pcs
E923-159GU		Plastic spacer	-	10	Pcs
A410-020		Gasket for sash	4Sh+8Sw	-	m
E2700-409		Inside gasket for sash	4Sh+4Sw	-	m
A410-007		Gasket for interlock	2Sh	-	m
ES250-401		Cover gasket for rail	4W+4H	-	m
(A) US521-01 (B) US521-02 (C) US521-03		Glazing gasket	4Sh+4Sw	-	m
US530-1-7PRM		Glazing gasket	4Sh+4Sw	-	m
US506-12FS		Brush	4Sh+2W+2H	-	m
US620-1FSG (0.80m) US620-2FSG (1.00m) US620-3FSG (1.20m) US620-4FSG (1.50m) US620-5FSG (1.80m)		Mosq. screen	-	-	m
A312-030		Plugs set for narrow flyscreen	-	1	Pair
US550-3PRAM		Screen gasket	2Sh+2Sw	-	m
US512		Brush	2MSh+2MSw	-	m

CUTTING CALCULATIONS OF DOUBLE OVERLAPPING
 ΜΕΤΡΑ ΚΟΠΗΣ ΓΙΑ ΔΙΦΥΛΛΟ ΕΠΑΛΛΗΛΟ






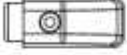















CUTTING CALCULATIONS OF DOUBLE OVERLAPPING
 ΜΕΤΡΑ ΚΟΠΗΣ ΓΙΑ ΔΙΦΥΛΛΟ ΕΓΓΑΛΛΗΛΟ



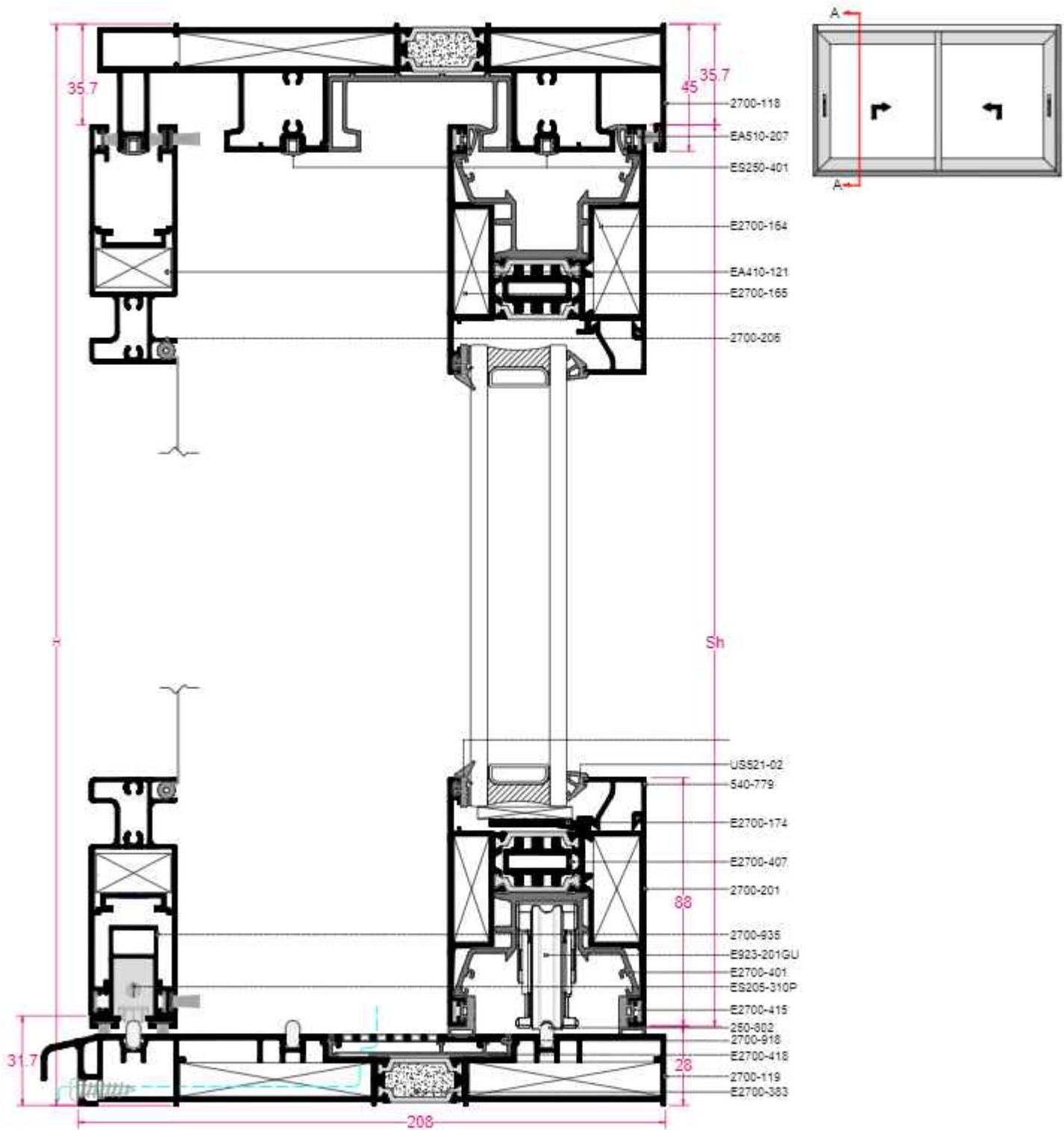
Code	Drawing	Description	Cutting angle & formula	Quantity	Remarks
2700-118		Frame width		1	Top
2700-119		Frame height		2	Right/ Left
2700-119		Frame width		1	Bottom
2700-201		Sash width		4	Top/ Bottom
2700-201		Sash Height		4	Right/ Left
2700-301		Interlock cover		2	Right/ Left
2700-918		Additional profile		1	Bottom
2700-921		Additional profile		1	Bottom
2700-901		Additional profile		2	Right/ Left
2700-206		Screen Sash width		2	Top/ Bottom
2700-206		Screen Sash Height		2	Right/ Left
2700-935		Additional profile		1	Bottom
2700-932		Additional profile		2	Right/ Left
540-779		Glazing bead		4	Top/ Bottom
540-779		Glazing bead		4	Right/ Left
2700-903		Drainage profile		1	Bottom
E2700-401		Pvc cover for Sash	Cut with sash	4	Top/ Bottom
E2700-401		Pvc cover for Sash	Cut with sash	4	Right/ Left
E2700-402		Pvc cover for Frame	Cut with Frame	1	Top
E2700-403		Pvc cover for Frame	Cut with Frame	2	Right/ Left

Sections and material analysis - Τομές και ανάλυση υλικών

Code	Drawing	Description	Cutting angle & formula	Quantity	Remarks
E2700-418		Pvc cover for Frame	Cut with Frame	1	Bottom
E2700-405		Pvc cover for Interlock		2	Right/ Left
E2700-407		Internal plastic for sash	Cut with sash	4	Top/ Bottom Right/ Left
E2700-851		Stabilizer	-	16	Pcs
E2700-853		End cover for interlock	-	2	Pair
E2700-854		End cover for interlock PVC	-	2	Pair
A312-026		Lower central seal	-	1	Pcs
A312-028		Upper central seal	-	1	Pcs
A312-023		End cover for frame	-	1	Pair
EA450-836		Cover for drainage hole	-	-	Pcs
E410-121		Corner for screen sash	-	4	Pcs
ES205-310P		Roller for screen sash	-	2	Pcs
E2700-161		Crimping corner for Frame	-	4	Pcs
E2700-162		Crimping corner for Frame	-	4	Pcs
E2700-164		Crimping corner for Sash	-	8	Pcs
E2700-165		Crimping corner for Sash	-	8	Pcs
E510-207/U		Aligment corner	-	16	Pcs
E2700-382		Neocoat insulation bar for interlock	2Sh	-	m
E2700-383		Neocoat insulation bar for frame	2W+2H	-	m
E920-001GU		Stricking plate	-	4	Pcs

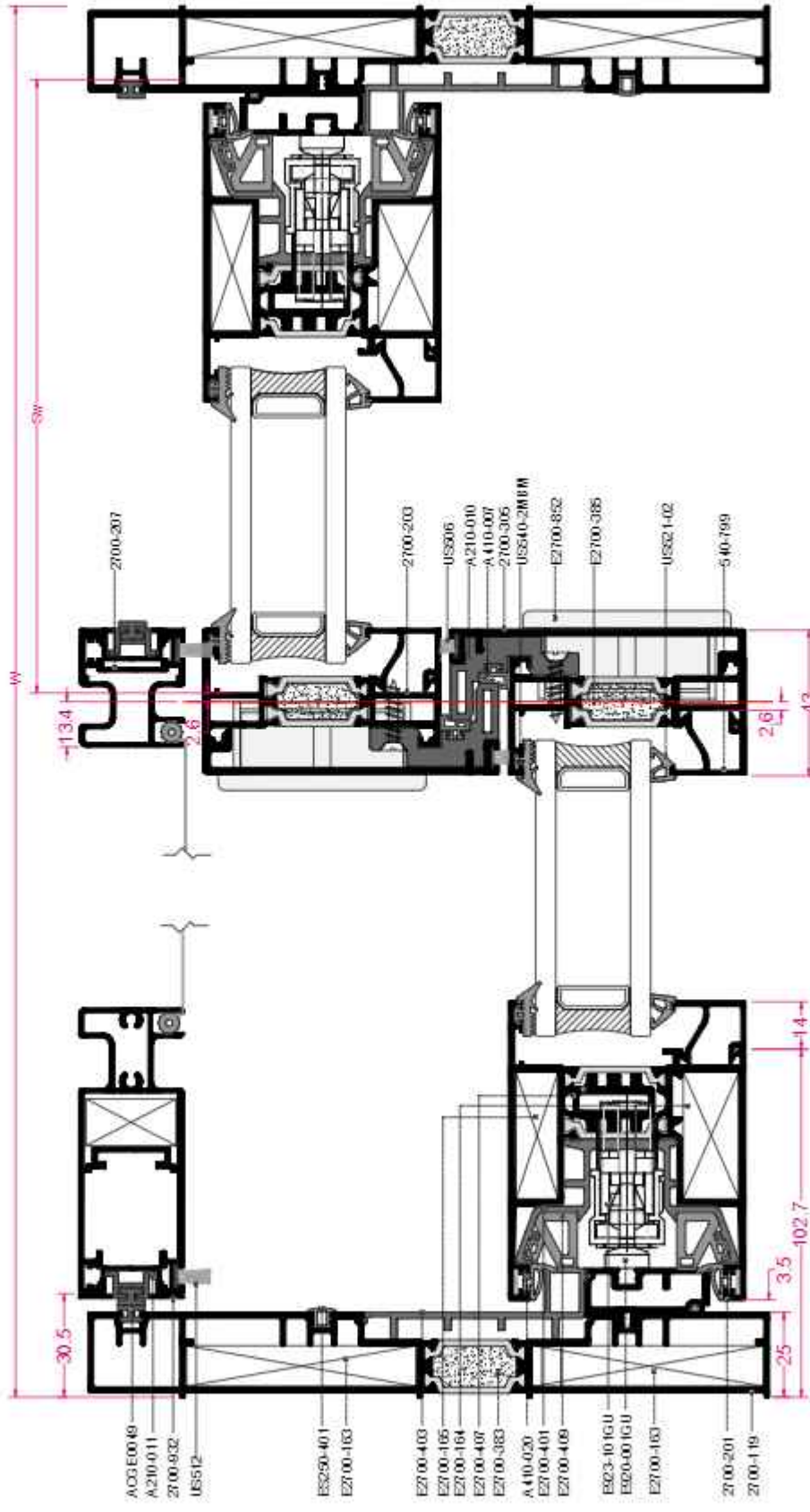
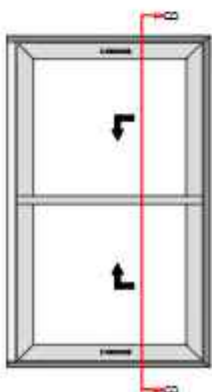
Code	Drawing	Description	Cutting angle & formula	Quantity	Remarks
A)E922-104GU/6 B)E922-104GU/7 C)E922-104GU/A		Quadra lift & slide handle	-	2	Pcs
A)E923-101GU B)E923-103GU C)E923-104GU D)E923-106GU		Lift & slide mechanism	-	2	Pcs
A)E922-303GU/6 B)E922-303GU/7 C)E922-303GU/A		External finger handle	-	2	Pcs
E925-004GU		Stopper	-	2	Pcs
E923-201GU		Roller set	-	2	Pcs
E923-158GU		Plastic roller spacer	-	2	Pcs
E923-159GU		Plastic spacer	-	10	Pcs
A410-020		Gasket for sash	4Sh+8Sw	-	m
E2700-409		Inside gasket for sash	4Sh	-	m
E2700-415		Gasket for bottom sash	4Sw	-	m
E2700-411		Gasket for interlock	2Sh	-	m
ES250-401		Cover gasket for rail	4W+4H	-	m
(A) US521-01 (B) US521-02 (C) US521-03		Glazing gasket	4Sh+4Sw	-	m
US530-1-7PRM		Glazing gasket	4Sh+4Sw	-	m
E2700-412		Additional gasket	2W+2H	-	m
US506-12FS		Brush	4Sh+2W+2H	-	m
US550-3PRA/M		Screen gasket	2Sh+2Sw	-	m
US620-1FSG (0.80m) US620-2FSG (1.00m) US620-3FSG (1.20m) US620-4FSG (1.50m) US620-5FSG (1.80m)		Mosq. screen		-	m
US512		Brush	2MSh+2MSw	-	m


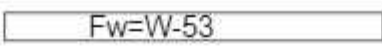













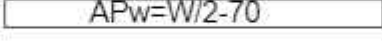

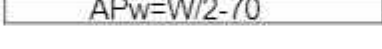

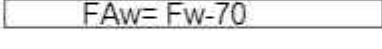

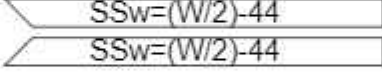

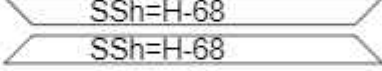

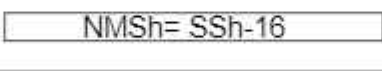





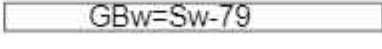

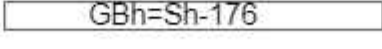

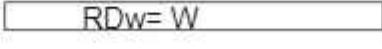

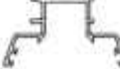
CUTTING CALCULATIONS OF DOUBLE OVERLAPPING
ΜΕΤΡΑ ΚΟΠΗΣ ΓΙΑ ΔΙΦΥΛΛΟ ΕΠΑΛΛΗΛΟ






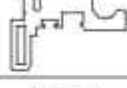






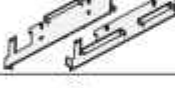










SCALE 1:2





















CUTTING CALCULATIONS OF DOUBLE OVERLAPPING
 ΜΕΤΡΑ ΚΟΠΗΣ ΓΙΑ ΔΙΦΥΛΛΟ ΕΓΓΑΛΛΗΛΟ



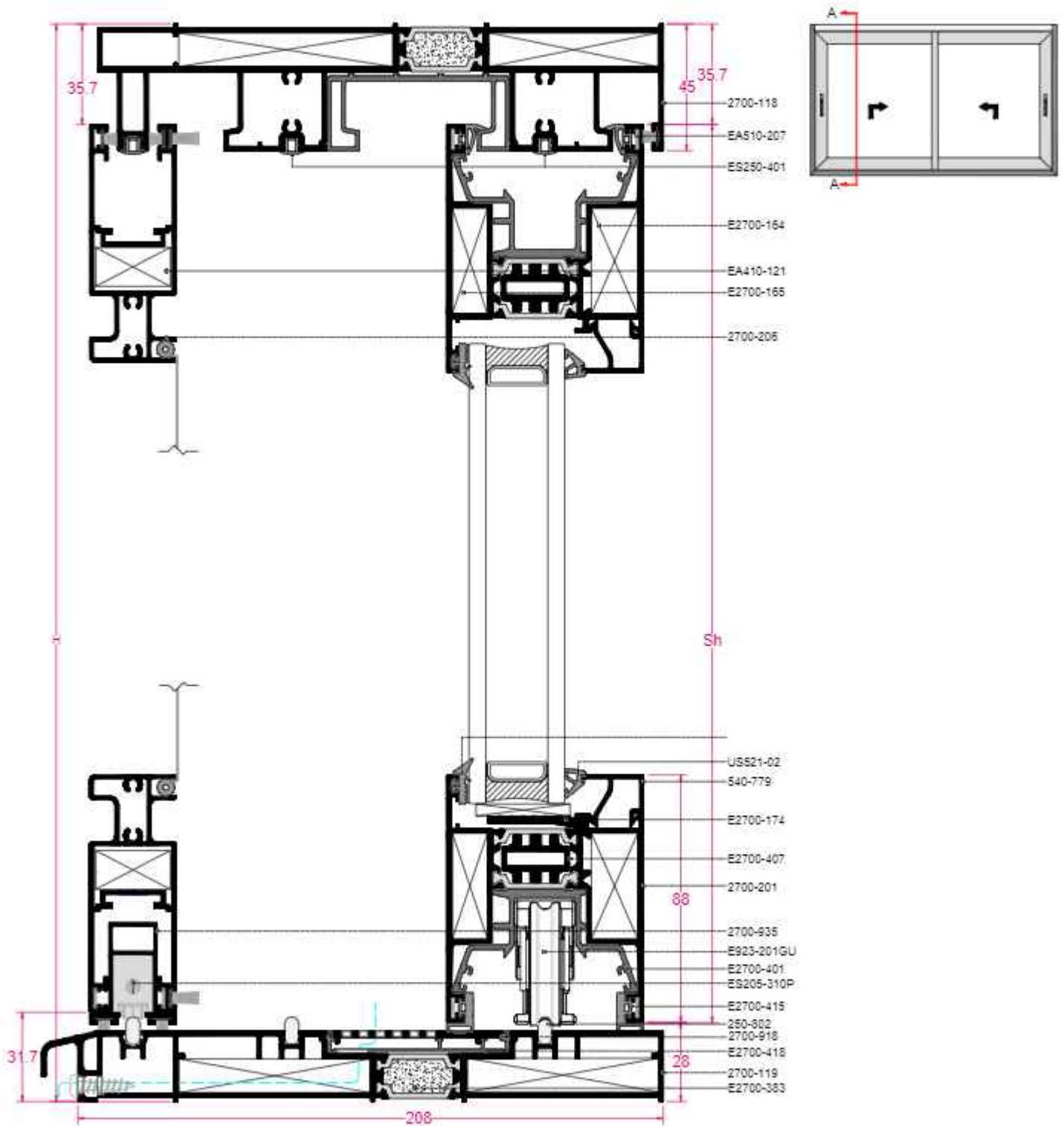
Code	Drawing	Description	Cutting angle & formula	Quantity	Remarks
2700-118		Frame width	 $Fw=W-53$	1	Top
2700-119		Frame height	 $Fh=H$ $Fh=H$	2	Right/ Left
2700-119		Frame width	 Fw	1	Bottom
2700-201		Sash width	 $Sw=(W/2)-31$ $Sw=(W/2)-31$	4	Top/ Bottom
2700-201		Sash Height	 $Sh=H-64$ $Sh=H-64$	2	Right/ Left
2700-203		Narrow sash Height	 $Sh=H-64$ $Sh=H-64$	2	Right/ Left
2700-305		Interlock cover	 $lh=H-64$ $lh=H-64$	2	Right/ Left
2700-918		Additional profile	 $APw=W/2-70$	1	Bottom
2700-921		Additional profile	 $APw=W/2-70$	1	Bottom
2700-901		Additional profile	 $FAw= Fw-70$	2	Right/ Left
2700-206		Screen Sash width	 $SSw=(W/2)-44$ $SSw=(W/2)-44$	2	Top/ Bottom
2700-206		Screen Sash Height	 $SSh=H-68$ $SSh=H-68$	2	Right/ Left
2700-207		Screen Sash Height	 $NMSh= SSh-16$	2	Right/ Left
2700-935		Additional profile	 SSw	1	Bottom
2700-932		Additional profile	 SSh	2	Right/ Left
540-779		Glazing bead	 $GBw=Sw-79$	4	Top/ Bottom
540-779		Glazing bead	 $GBh=Sh-176$	4	Right/ Left
2700-903		Drainage profile	 $RDw= W$	1	Bottom
E2700-401		Pvc cover for Sash	Cut with sash	4	Top/ Bottom
E2700-401		Pvc cover for Sash	Cut with sash	2	Right/ Left

Sections and material analysis - Τομές και ανάλυση υλικών

Code	Drawing	Description	Cutting angle & formula	Quantity	Remarks
E2700-402		Pvc cover for Frame	Cut with Frame	1	Top
E2700-403		Pvc cover for Frame	Cut with Frame	2	Right/ Left
E2700-418		Pvc cover for Frame	Cut with Frame	1	Bottom
A210-010		Pvc cover for Interlock	 Sh	2	Right/ Left
E2700-407		Internal plastic for sash	Cut with sash	4	Top/ Bottom Right/ Left
E2700-851		Stabilizer	-	16	Pcs
E2700-853		End cover for interlock	-	2	Pair
A312-022		End cover for interlock PVC	-	2	Pair
A312-024		End cover for Mosq. Screen	-	1	Kit
A312-023		End cover for frame	-	1	Pair
A312-026		Lower central seal	-	1	Pcs
A312-028		Upper central seal	-	1	Pcs
EA450-836		Cover for drainage hole	-	-	Pcs
E2700-161		Crimping corner for Frame	-	4	Pcs
E2700-162		Crimping corner for Frame	-	4	Pcs
E2700-164		Crimping corner for Sash	-	4	Pcs
E2700-165		Crimping corner for Sash	-	4	Pcs
E510-207/U		Aligment corner	-	8	Pcs
E2700-171		Connector	-	4	Pcs
E2700-172		Connector	-	4	Pcs

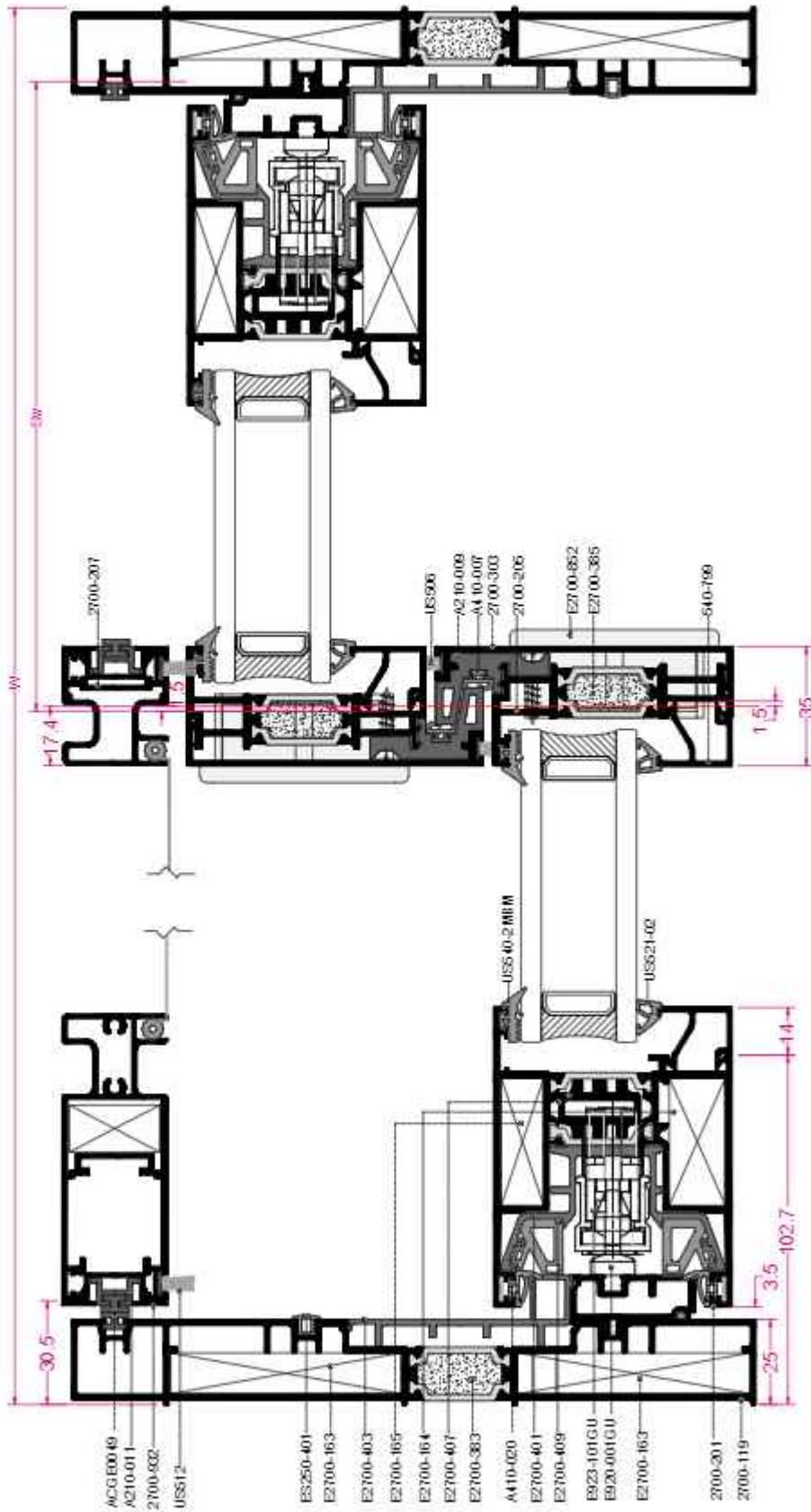
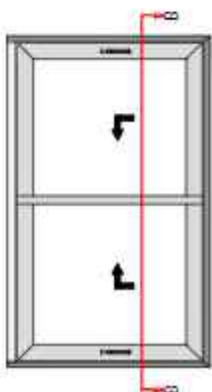
Code	Drawing	Description	Cutting angle & formula	Quantity	Remarks
E410-121		Corner for screen sash	-	4	Pcs
ES205-310P		Roller for screen sash	-	2	Pcs
E2700-383		Neocoat insulation bar for frame	2W+2H	-	m
E920-001GU		Stricking plate	-	4	Pcs
A)E922-104GU/6 B)E922-104GU/7 C)E922-104GU/A		Quadra lift & slide handle	-	2	Pcs
A)E923-101GU B)E923-103GU C)E923-104GU D)E923-106GU		Lift & slide mechanism	-	2	Pcs
A)E922-303GU/6 B)E922-303GU/7 C)E922-303GU/A		External finger handle	-	2	Pcs
E925-004GU		Stopper	-	2	Pcs
E923-201GU		Roller set	-	2	Pcs
E923-159GU		Plastic spacer	-	10	Pcs
E923-158GU		Plastic roller spacer	-	2	Pcs
A410-020		Gasket for sash	4Sh+8Sw	-	m
E2700-409		Inside gasket for sash	4Sh+4Sw	-	m
A410-007		Gasket for interlock	2Sh	-	m
ES250-401		Cover gasket for rail	4W+4H	-	m
(A) US521-01 (B) US521-02 (C) US521-03		Glazing gasket	4Sh+4Sw	-	m
US530-1-7PRM		Glazing gasket	4Sh+4Sw	-	m
E2700-412		Additional gasket	2W+2H	-	m
US506-12FS		Brush	4Sh+2W+2H	-	m
US550-3PRA/M		Screen gasket	2Sh+2Sw	-	m


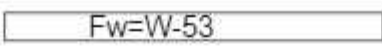





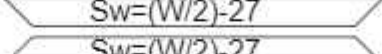



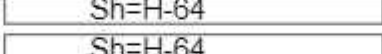



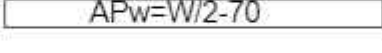

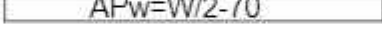





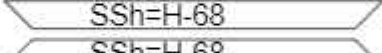

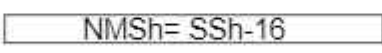





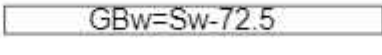

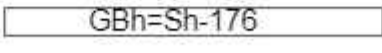




CUTTING CALCULATIONS OF DOUBLE OVERLAPPING
ΜΕΤΡΑ ΚΟΠΗΣ ΓΙΑ ΔΙΦΥΛΛΟ ΕΠΑΛΛΗΛΟ



SCALE 1:2





















CUTTING CALCULATIONS OF DOUBLE OVERLAPPING
 ΜΕΤΡΑ ΚΟΠΗΣ ΓΙΑ ΔΙΦΥΛΛΟ ΕΓΓΛΩΛΛΗΛΟ



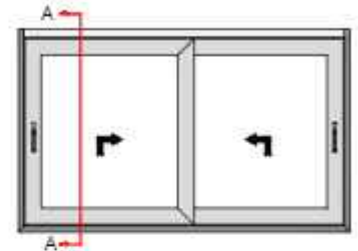
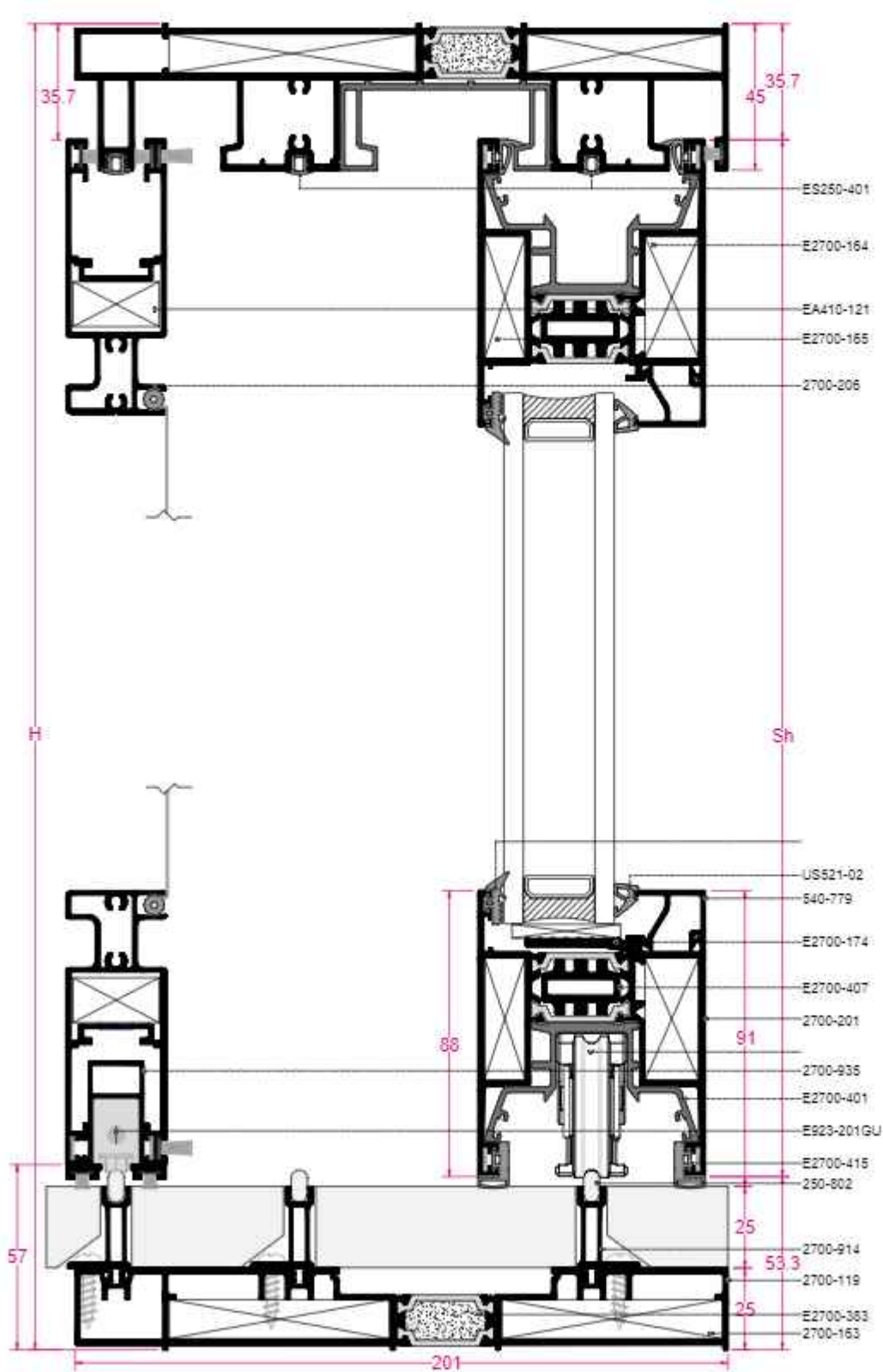
Code	Drawing	Description	Cutting angle & formula	Quantity	Remarks
2700-118		Frame width		1	Top
2700-119		Frame height		2	Right/ Left
2700-119		Frame width		1	Bottom
2700-201		Sash width		4	Top/ Bottom
2700-201		Sash Height		2	Right/ Left
2700-205		Narrow sash Height		2	Right/ Left
2700-303		Interlock cover		2	Right/ Left
2700-918		Additional profile		1	Bottom
2700-921		Additional profile		1	Bottom
2700-901		Additional profile		2	Right/ Left
2700-206		Screen Sash width		2	Top/ Bottom
2700-206		Screen Sash Height		2	Right/ Left
2700-207		Screen Sash Height		2	Right/ Left
2700-935		Additional profile		1	Bottom
2700-932		Additional profile		2	Right/ Left
540-779		Glazing bead		4	Top/ Bottom
540-779		Glazing bead		4	Right/ Left
2700-903		Drainage profile		1	Bottom
E2700-401		Pvc cover for Sash	Cut with sash	4	Top/ Bottom
E2700-401		Pvc cover for Sash	Cut with sash	2	Right/ Left

Sections and material analysis - Τομές και ανάλυση υλικών

Code	Drawing	Description	Cutting angle & formula	Quantity	Remarks
E2700-402		Pvc cover for Frame	Cut with Frame	1	Top
E2700-403		Pvc cover for Frame	Cut with Frame	2	Right/ Left
E2700-418		Pvc cover for Frame	Cut with Frame	1	Bottom
A210-009		Pvc cover for Interlock		2	Right/ Left
E2700-407		Internal plastic for sash	Cut with sash	4	Top/ Bottom Right/ Left
E2700-851		Stabilizer	-	16	Pcs
E2700-853		End cover for interlock	-	2	Pair
A312-024		End cover for Mosq. Screen	-	1	Kit
A312-023		End cover for frame	-	1	Pair
A312-021		End cover for interlock PVC	-	2	Pair
A312-026		Lower central seal	-	1	Pcs
A312-028		Upper central seal	-	1	Pcs
EA450-836		Cover for drainage hole	-	-	Pcs
E2700-161		Crimping corner for Frame	-	4	Pcs
E2700-162		Crimping corner for Frame	-	4	Pcs
E2700-164		Crimping corner for Sash	-	4	Pcs
E2700-165		Crimping corner for Sash	-	4	Pcs
E510-207/U		Alignment corner	-	8	Pcs
E2700-171		Connector	-	4	Pcs
E2700-172		Connector	-	4	Pcs

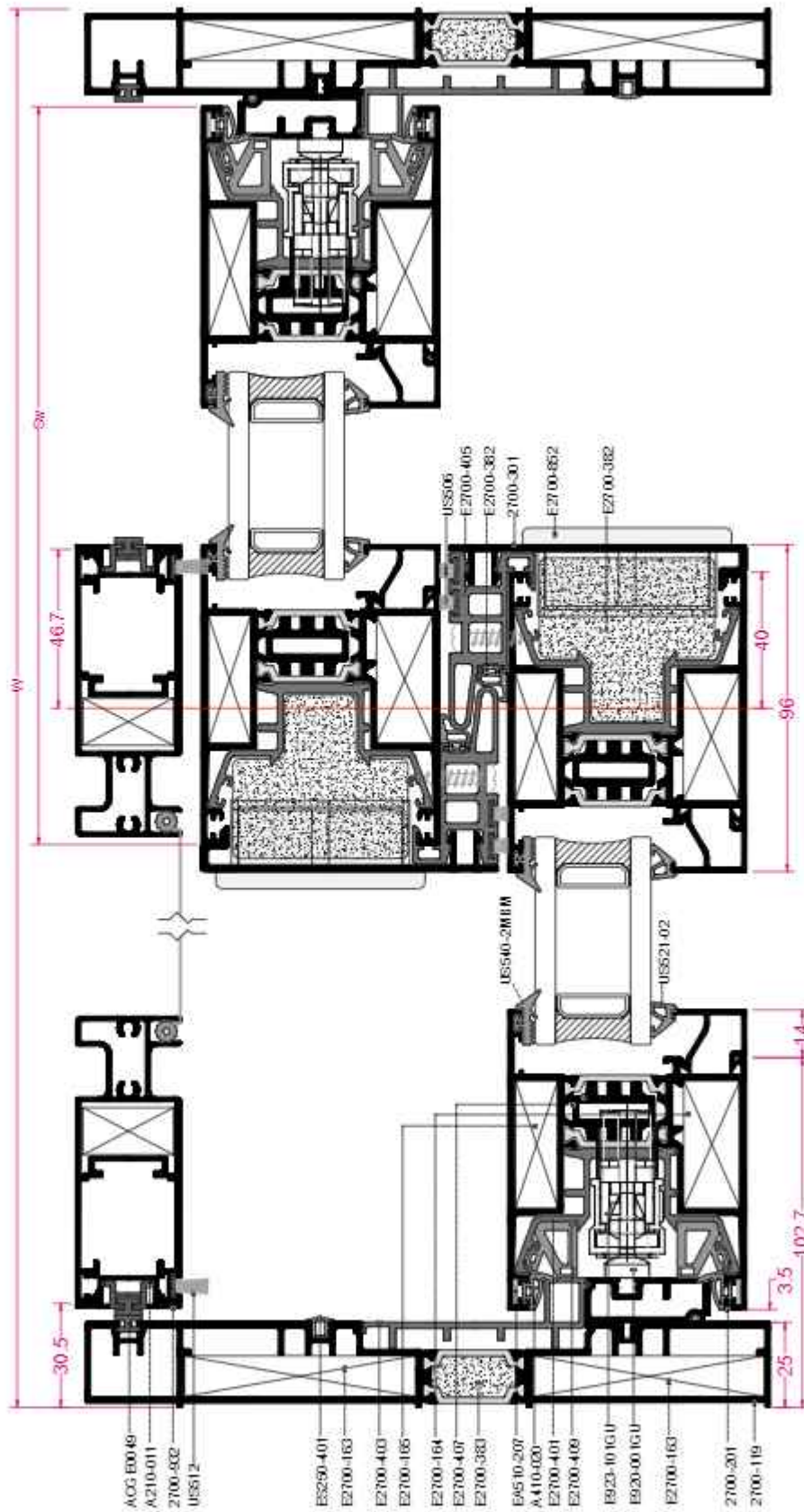
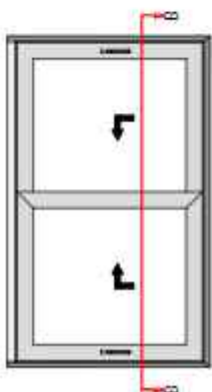
Code	Drawing	Description	Cutting angle & formula	Quantity	Remarks
E410-121		Corner for screen sash	-	4	Pcs
ES205-310P		Roller for screen sash	-	2	Pcs
E2700-383		Neocoat insulation bar for frame	2W+2H	-	m
E920-001GU		Stricking plate	-	4	Pcs
A)E922-104GU/6 B)E922-104GU/7 C)E922-104GU/A		Quadra lift & slide handle	-	2	Pcs
A)E923-101GU B)E923-103GU C)E923-104GU D)E923-106GU		Lift & slide mechanism	-	2	Pcs
A)E922-303GU/6 B)E922-303GU/7 C)E922-303GU/A		External finger handle	-	2	Pcs
E925-004GU		Stopper	-	2	Pcs
E923-201GU		Roller set	-	2	Pcs
E923-159GU		Plastic spacer	-	10	Pcs
E923-158GU		Plastic roller spacer	-	2	Pcs
A410-020		Gasket for sash	4Sh+8Sw	-	m
E2700-409		Inside gasket for sash	4Sh+4Sw	-	m
A410-007		Gasket for interlock	2Sh	-	m
ES250-401		Cover gasket for rail	4W+4H	-	m
(A) US521-01 (B) US521-02 (C) US521-03		Glazing gasket	4Sh+4Sw	-	m
US530-1-7PRM		Glazing gasket	4Sh+4Sw	-	m
E2700-412		Additional gasket	2W+2H	-	m
US506-12FS		Brush	4Sh+2W+2H	-	m
US550-3PRA/M		Screen gasket	2Sh+2Sw	-	m


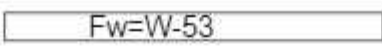







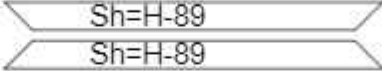





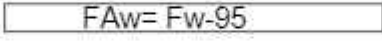

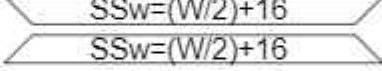

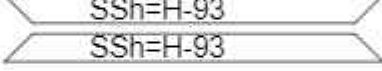





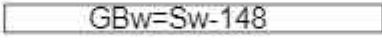

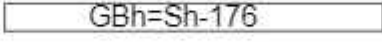
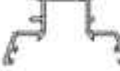






CUTTING CALCULATIONS OF DOUBLE OVERLAPPING
ΜΕΤΡΑ ΚΟΠΗΣ ΓΙΑ ΔΙΦΥΛΛΟ ΕΠΑΛΛΗΛΟ























SCALE 1:2



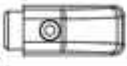















CUTTING CALCULATIONS OF DOUBLE OVERLAPPING
 ΜΕΤΡΑ ΚΟΠΗΣ ΓΙΑ ΔΙΦΥΛΛΟ ΕΓΓΑΛΛΗΛΟ



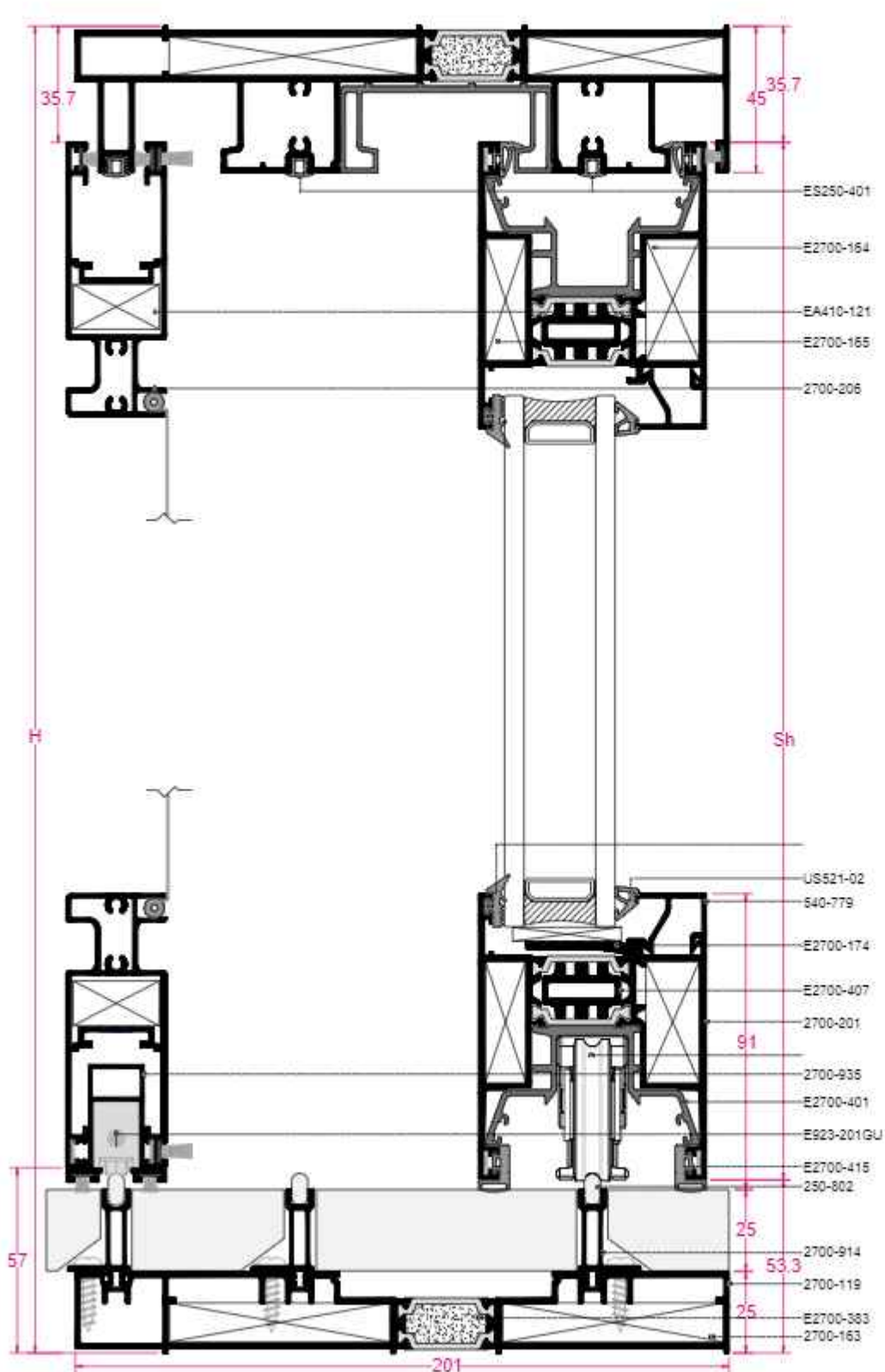
Code	Drawing	Description	Cutting angle & formula	Quantity	Remarks
2700-118		Frame width		1	Top
2700-119		Frame height		2	Right/ Left
2700-119		Frame width		1	Bottom
2700-201		Sash width		4	Top/ Bottom
2700-201		Sash Height		4	Right/ Left
2700-301		Interlock cover		2	Right/ Left
2700-914		Additional guide		3	Bottom
2700-901		Additional profile		2	Right/ Left
2700-206		Screen Sash width		2	Top/ Bottom
2700-206		Screen Sash Height		2	Right/ Left
2700-935		Additional profile		1	Bottom
2700-932		Additional profile		2	Right/ Left
540-779		Glazing bead		4	Top/ Bottom
540-779		Glazing bead		4	Right/ Left
E2700-401		Pvc cover for Sash	Cut with sash	4	Top/ Bottom
E2700-401		Pvc cover for Sash	Cut with sash	4	Right/ Left
E2700-402		Pvc cover for Frame	Cut with Frame	1	Top
E2700-403		Pvc cover for Frame	Cut with Frame	2	Right/ Left
E2700-405		Pvc cover for Interlock		2	Right/ Left
E2700-407		Internal plastic for sash	Cut with sash	4	Top/ Bottom Right/ Left

Sections and material analysis - Τομές και ανάλυση υλικών

Code	Drawing	Description	Cutting angle & formula	Quantity	Remarks
E2700-851		Stabilizer	-	16	Pcs
E2700-853		End cover for interlock	-	2	Pair
E2700-854		End cover for interlock PVC	-	2	Pair
E2700-964		Lower central seal	-	1	Pcs
A312-028		Upper central seal	-	1	Pcs
A312-023		End cover for frame	-	1	Pair
EA450-836		Cover for drainage hole	-	-	Pcs
E410-121		Corner for screen sash	-	4	Pcs
ES205-310P		Roller for screen sash	-	2	Pcs
A210-011		Pvc cover for Screen Sash	-	-	m
ACGE0049		Magnet for Screen Sash	-	-	m
E2700-161		Crimping corner for Frame	-	4	Pcs
E2700-162		Crimping corner for Frame	-	4	Pcs
E2700-164		Crimping corner for Sash	-	8	Pcs
E2700-165		Crimping corner for Sash	-	8	Pcs
E510-207/U		Aligment corner	-	16	Pcs
E2700-382		Neocoat insulation bar for interlock	2Sh	-	m
E2700-383		Neocoat insulation bar for frame	2W+2H	-	m
E920-001GU		Stricking plate	-	4	Pcs
A)E922-104GU/6 B)E922-104GU/7 C)E922-104GU/A		Quadra lift & slide handle	-	2	Pcs

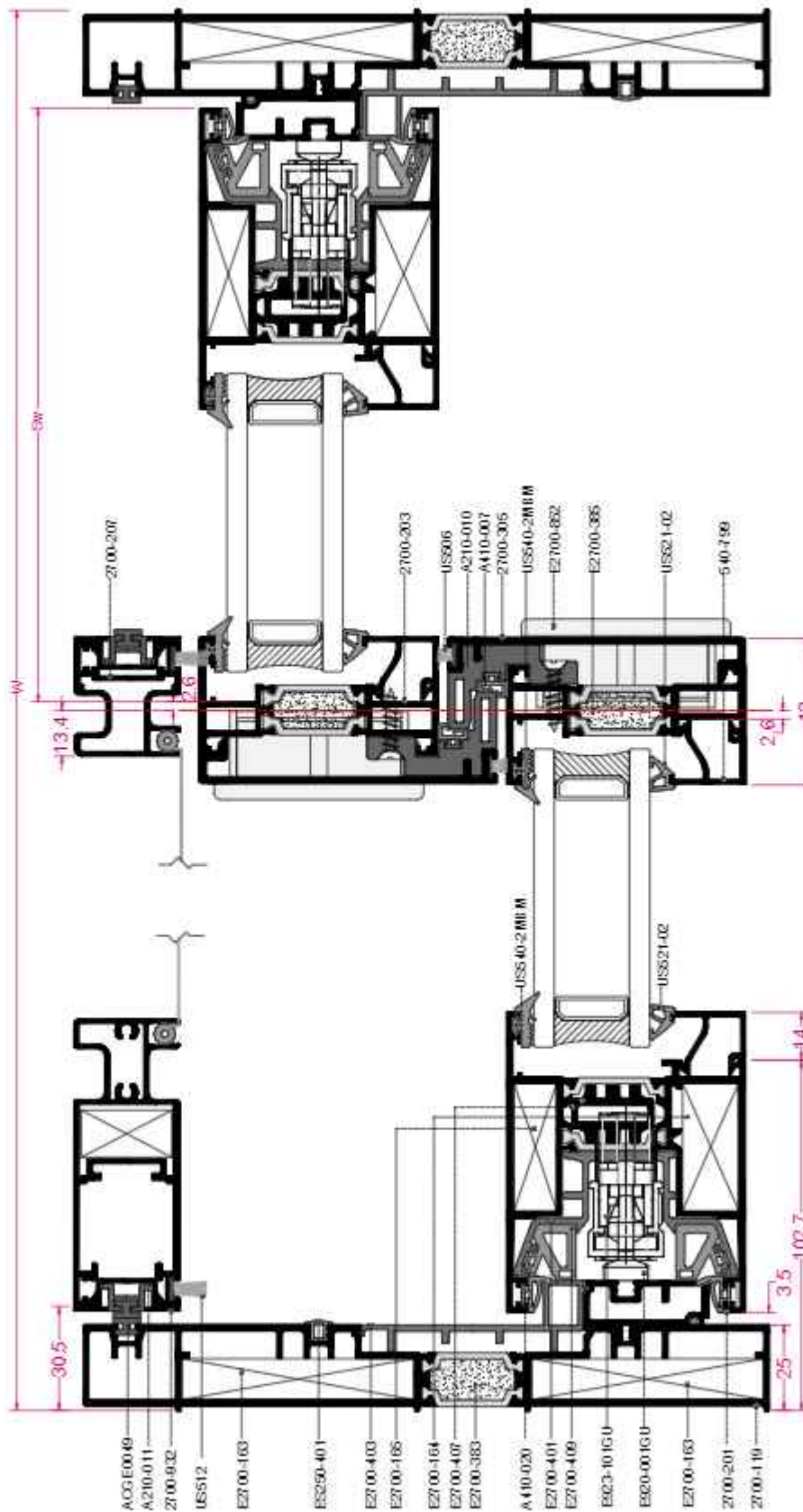
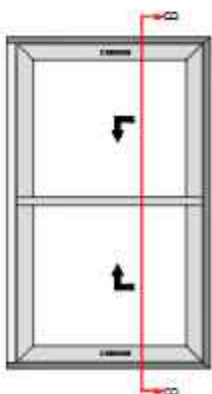
Code	Drawing	Description	Cutting angle & formula	Quantity	Remarks
A)E923-101GU B)E923-103GU C)E923-104GU D)E923-106GU		Lift & slide mechanism	-	2	Pcs
A)E922-303GU/6 B)E922-303GU/7 C)E922-303GU/A		External finger handle	-	2	Pcs
E925-004GU		Stopper	-	2	Pcs
E923-201GU		Roller set	-	2	Pcs
E923-158GU		Plastic roller spacer	-	2	Pcs
E923-159GU		Plastic spacer	-	10	Pcs
A410-020		Gasket for sash	4Sh+8Sw	-	m
E2700-409		Inside gasket for sash	4Sh	-	m
E2700-415		Gasket for bottom sash	4Sw	-	m
E2700-411		Gasket for interlock	2Sh	-	m
ES250-401		Cover gasket for rail	4W+4H	-	m
(A) US521-01 (B) US521-02 (C) US521-03		Glazing gasket	4Sh+4Sw	-	m
US530-1-7PRM		Glazing gasket	4Sh+4Sw	-	m
E2700-412		Additional gasket	2W+2H	-	m
US506-12FS		Brush	4Sh+2W+2H	-	m
US550-3PRA/M		Screen gasket	2Sh+2Sw	-	m
US820-1FSG (0.80m) US820-2FSG (1.00m) US820-3FSG (1.20m) US820-4FSG (1.50m) US820-5FSG (1.80m)		Mosq. screen		-	m
US512		Brush	2MSh+2MSw	-	m

CUTTING CALCULATIONS OF DOUBLE OVERLAPPING
ΜΕΤΡΑ ΚΟΠΗΣ ΓΙΑ ΔΙΦΥΛΛΟ ΕΠΑΛΛΗΛΟ


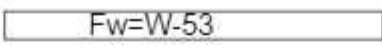





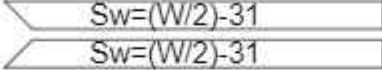



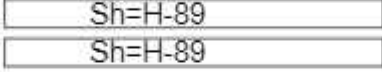



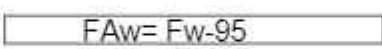



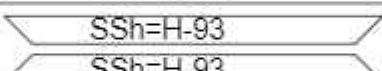

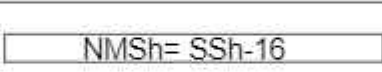









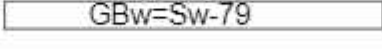






SCALE 1:2

CUTTING CALCULATIONS OF DOUBLE OVERLAPPING
 ΜΕΤΡΑ ΚΟΠΗΣ ΓΙΑ ΔΙΦΥΛΛΟ ΕΓΓΑΛΜΗΛΟ

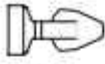





















Sections and material analysis - Τομές και ανάλυση υλικών

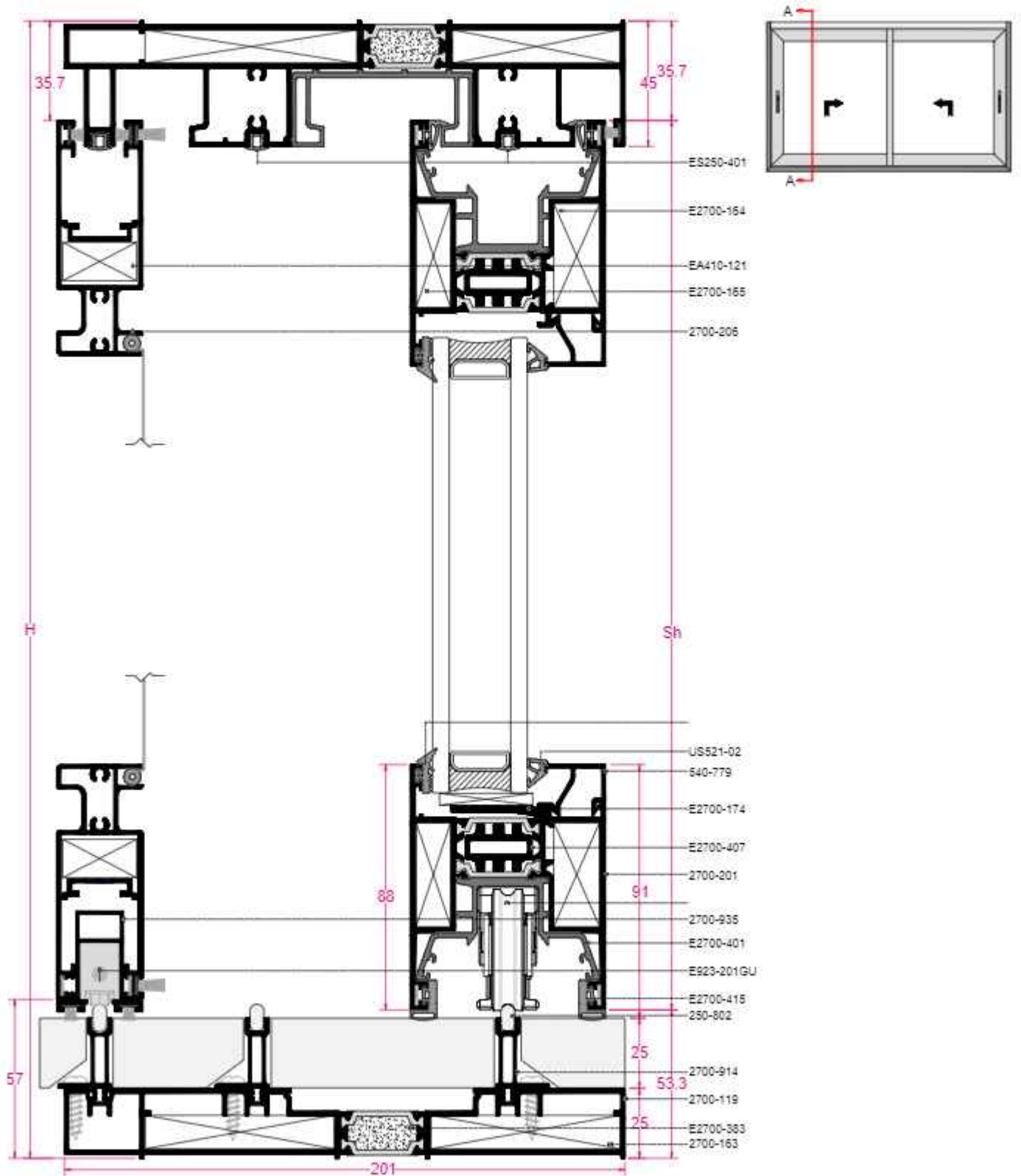
Code	Drawing	Description	Cutting angle & formula	Quantity	Remarks
2700-118		Frame width		1	Top
2700-119		Frame height		2	Right/ Left
2700-119		Frame width		1	Bottom
2700-201		Sash width		4	Top/ Bottom
2700-201		Sash Height		2	Right/ Left
2700-203		Narrow sash Height		2	Right/ Left
2700-305		Interlock cover		2	Right/ Left
2700-901		Additional profile		2	Right/ Left
2700-206		Screen Sash width		2	Top/ Bottom
2700-206		Screen Sash Height		2	Right/ Left
2700-207		Screen Sash Height		2	Right/ Left
2700-935		Additional profile		1	Bottom
2700-932		Additional profile		2	Right/ Left
2700-914		Additional guide		3	Bottom
540-779		Glazing bead		4	Top/ Bottom
540-779		Glazing bead		4	Right/ Left
E2700-401		Pvc cover for Sash	Cut with sash	4	Top/ Bottom
E2700-401		Pvc cover for Sash	Cut with sash	2	Right/ Left
E2700-402		Pvc cover for Frame	Cut with Frame	1	Top
E2700-403		Pvc cover for Frame	Cut with Frame	2	Right/ Left

Code	Drawing	Description	Cutting angle & formula	Quantity	Remarks
A210-010		Pvc cover for interlock		2	Right/ Left
E2700-407		Internal plastic for sash	Cut with sash	4	Top/ Bottom Right/ Left
E2700-851		Stabilizer	-	16	Pcs
E2700-853		End cover for interlock	-	2	Pair
A312-022		End cover for interlock PVC	-	2	Pair
A312-024		End cover for Mosq. Screen	-	1	Kit
A312-023		End cover for frame	-	1	Pair
E2700-964		Lower central seal	-	1	Pcs
A312-028		Upper central seal	-	1	Pcs
EA450-836		Cover for drainage hole	-	-	Pcs
E2700-161		Crimping corner for Frame	-	4	Pcs
E2700-162		Crimping corner for Frame	-	4	Pcs
E2700-164		Crimping corner for Sash	-	4	Pcs
E2700-165		Crimping corner for Sash	-	4	Pcs
E510-207/U		Alignment corner	-	8	Pcs
E2700-171		Connector	-	4	Pcs
E2700-172		Connector	-	4	Pcs
E410-121		Corner for screen sash	-	2	Pcs
ES205-310P		Roller for screen sash	-	2	Pcs
E2700-383		Neocoat insulation bar for frame	2W+2H	-	m

Sections and material analysis - Τομές και ανάλυση υλικών

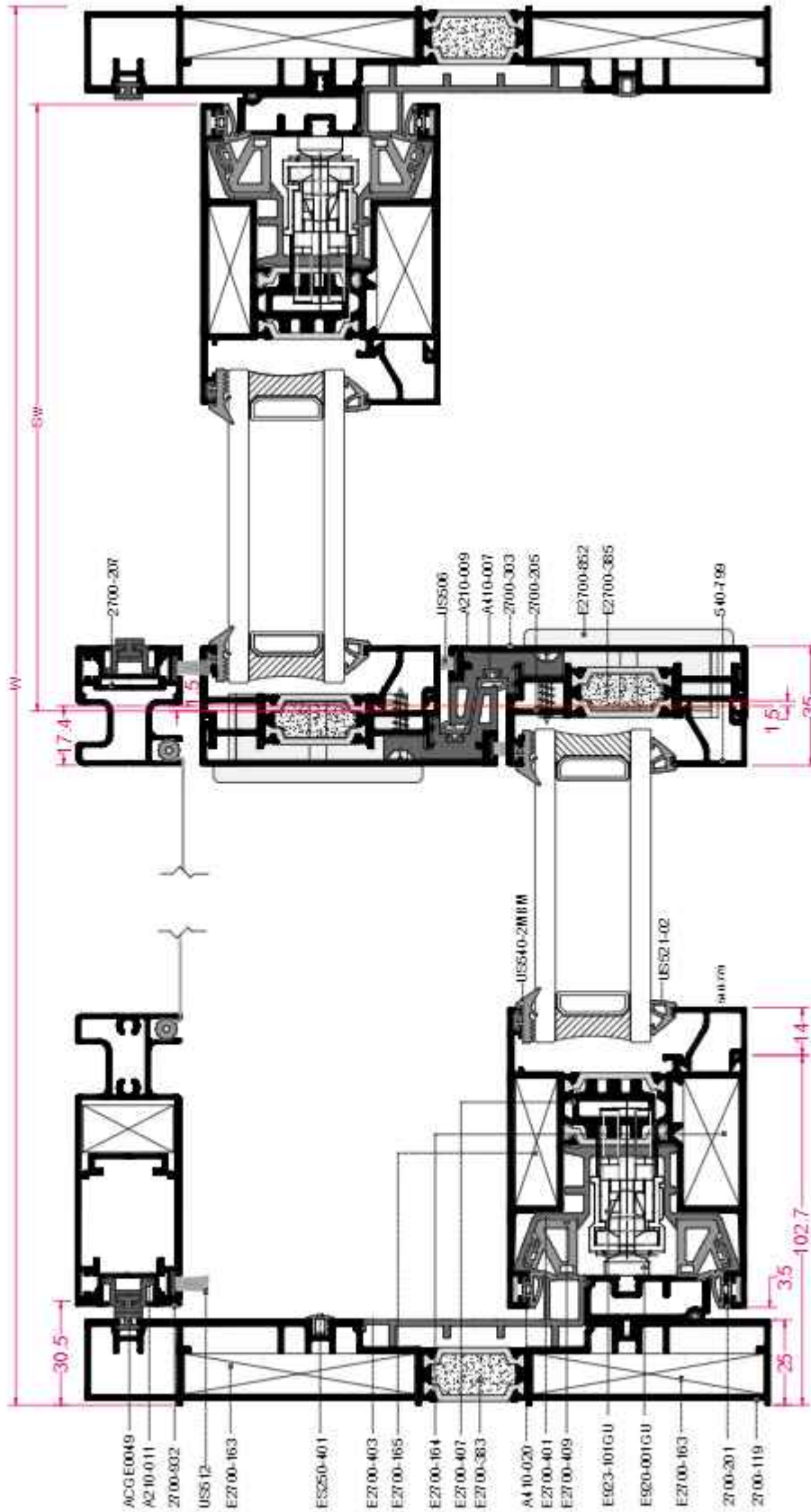
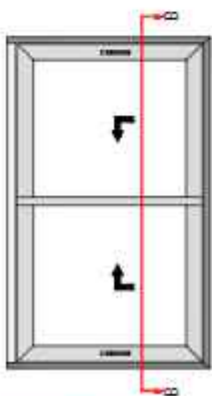
Code	Drawing	Description	Cutting angle & formula	Quantity	Remarks
E920-001GU		Stricking plate	-	4	Pcs
A)E922-104GU/6 B)E922-104GU/7 C)E922-104GU/A		Quadra lift & slide handle	-	2	Pcs
A)E923-101GU B)E923-103GU C)E923-104GU D)E923-106GU		Lift & slide mechanism	-	2	Pcs
A)E922-303GU/6 B)E922-303GU/7 C)E922-303GU/A		External finger handle	-	2	Pcs
E925-004GU		Stopper	-	2	Pcs
E923-201GU		Roller set	-	2	Pcs
E923-159GU		Plastic spacer	-	10	Pcs
E923-158GU		Plastic roller spacer	-	2	Pcs
A410-020		Gasket for sash	4Sh+8Sw	-	m
E2700-409		Inside gasket for sash	4Sh+4Sw	-	m
A410-007		Gasket for interlock	2Sh	-	m
ES250-401		Cover gasket for rail	4W+4H	-	m
(A) US521-01 (B) US521-02 (C) US521-03		Glazing gasket	4Sh+4Sw	-	m
US530-1-7PRM		Glazing gasket	4Sh+4Sw	-	m
E2700-412		Additional gasket	2W+2H	-	m
US506-12FS		Brush	4Sh+2W+2H	-	m
US550-3PRAM		Screen gasket	2Sh+2Sw	-	m
A210-011		Pvc cover for Screen Sash	-	-	m
ACGE0049		Magnet for Screen Sash	-	-	m
US512		Brush	2MSh+2MSw	-	m

CUTTING CALCULATIONS OF DOUBLE OVERLAPPING
ΜΕΤΡΑ ΚΟΠΗΣ ΓΙΑ ΔΙΦΥΛΛΟ ΕΠΑΛΛΗΛΟ


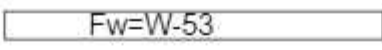









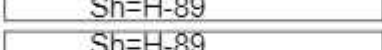



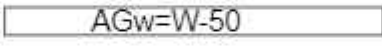

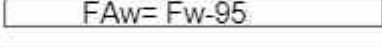

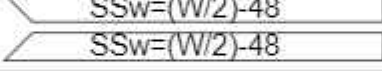









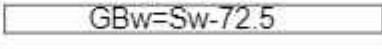

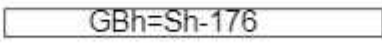






SCALE 1:2

CUTTING CALCULATIONS OF DOUBLE OVERLAPPING
 ΜΕΤΡΑ ΚΟΠΗΣ ΓΙΑ ΔΙΦΥΛΛΟ ΕΓΓΛΩΗΛΟ

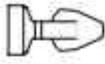



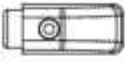

















Sections and material analysis - Τομές και ανάλυση υλικών

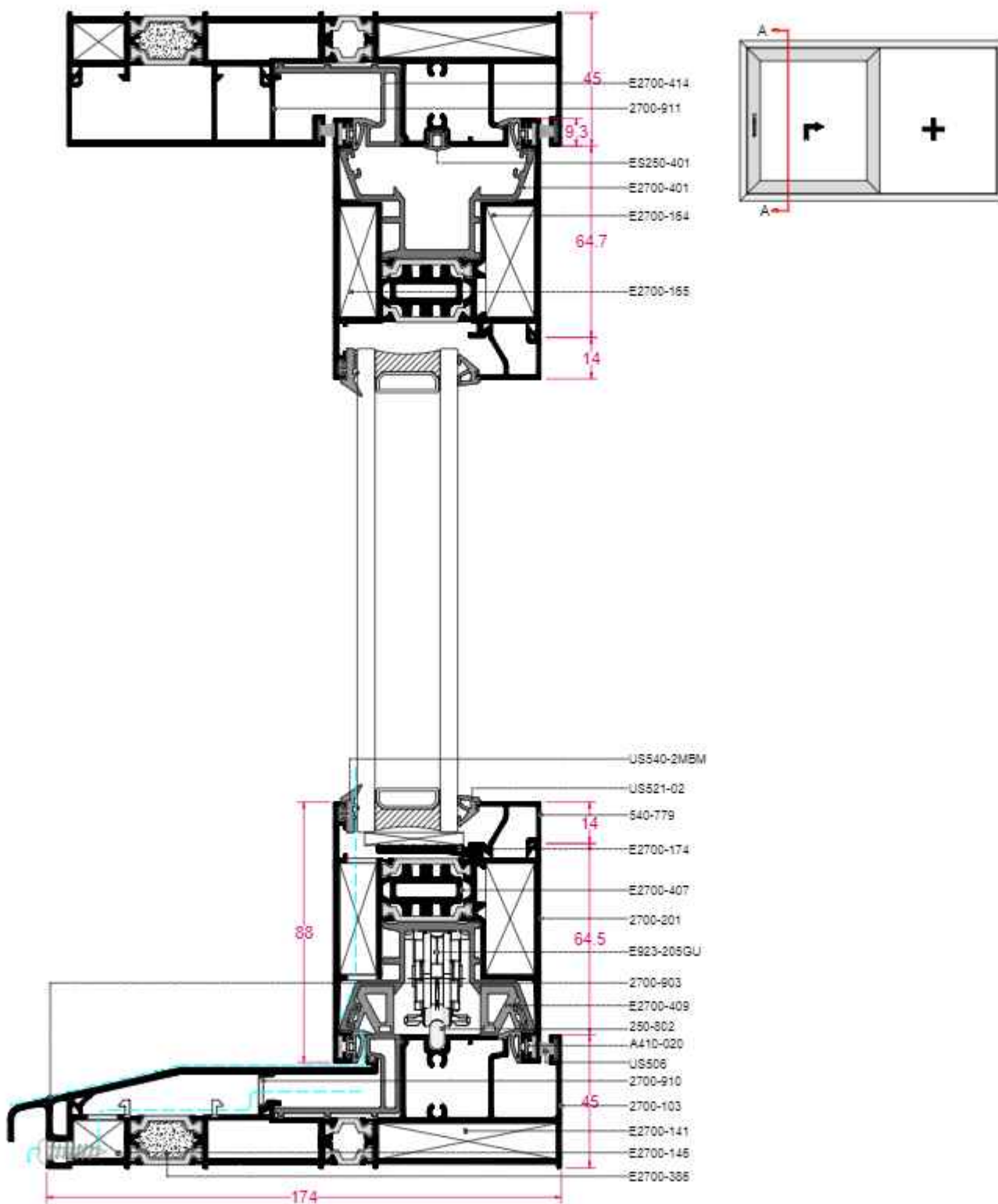
Code	Drawing	Description	Cutting angle & formula	Quantity	Remarks
2700-118		Frame width		1	Top
2700-119		Frame height		2	Right/ Left
2700-119		Frame width		1	Bottom
2700-201		Sash width		4	Top/ Bottom
2700-201		Sash Height		2	Right/ Left
2700-205		Narrow sash Height		2	Right/ Left
2700-303		Interlock cover		2	Right/ Left
2700-914		Additional guide		3	Bottom
2700-901		Additional profile		2	Right/ Left
2700-206		Screen Sash width		2	Top/ Bottom
2700-206		Screen Sash Height		2	Right/ Left
2700-207		Screen Sash Height		2	Right/ Left
2700-935		Additional profile		1	Bottom
2700-932		Additional profile		2	Right/ Left
540-779		Glazing bead		4	Top/ Bottom
540-779		Glazing bead		4	Right/ Left
E2700-401		Pvc cover for Sash	Cut with sash	4	Top/ Bottom
E2700-401		Pvc cover for Sash	Cut with sash	2	Right/ Left
E2700-402		Pvc cover for Frame	Cut with Frame	1	Top
E2700-403		Pvc cover for Frame	Cut with Frame	2	Right/ Left

Code	Drawing	Description	Cutting angle & formula	Quantity	Remarks
A210-009		Pvc cover for interlock		2	Right/ Left
E2700-407		Internal plastic for sash	Cut with sash	4	Top/ Bottom Right/ Left
E2700-851		Stabilizer	-	16	Pcs
E2700-853		End cover for interlock	-	2	Pair
A312-024		End cover for Mosq. Screen	-	1	Kit
A312-023		End cover for frame	-	1	Pair
A312-021		End cover for interlock PVC	-	2	Pair
E2700-964		Lower central seal	-	1	Pcs
A312-028		Upper central seal	-	1	Pcs
EA450-836		Cover for drainage hole	-	-	Pcs
E2700-161		Crimping corner for Frame	-	4	Pcs
E2700-162		Crimping corner for Frame	-	4	Pcs
E2700-164		Crimping corner for Sash	-	4	Pcs
E2700-165		Crimping corner for Sash	-	4	Pcs
E510-207/U		Alignment corner	-	8	Pcs
E2700-171		Connector	-	4	Pcs
E2700-172		Connector	-	4	Pcs
E410-121		Corner for screen sash	-	4	Pcs
ES205-310P		Roller for screen sash	-	2	Pcs
E2700-383		Neocoat insulation bar for frame	2W+2H	-	m

Sections and material analysis - Τομές και ανάλυση υλικών

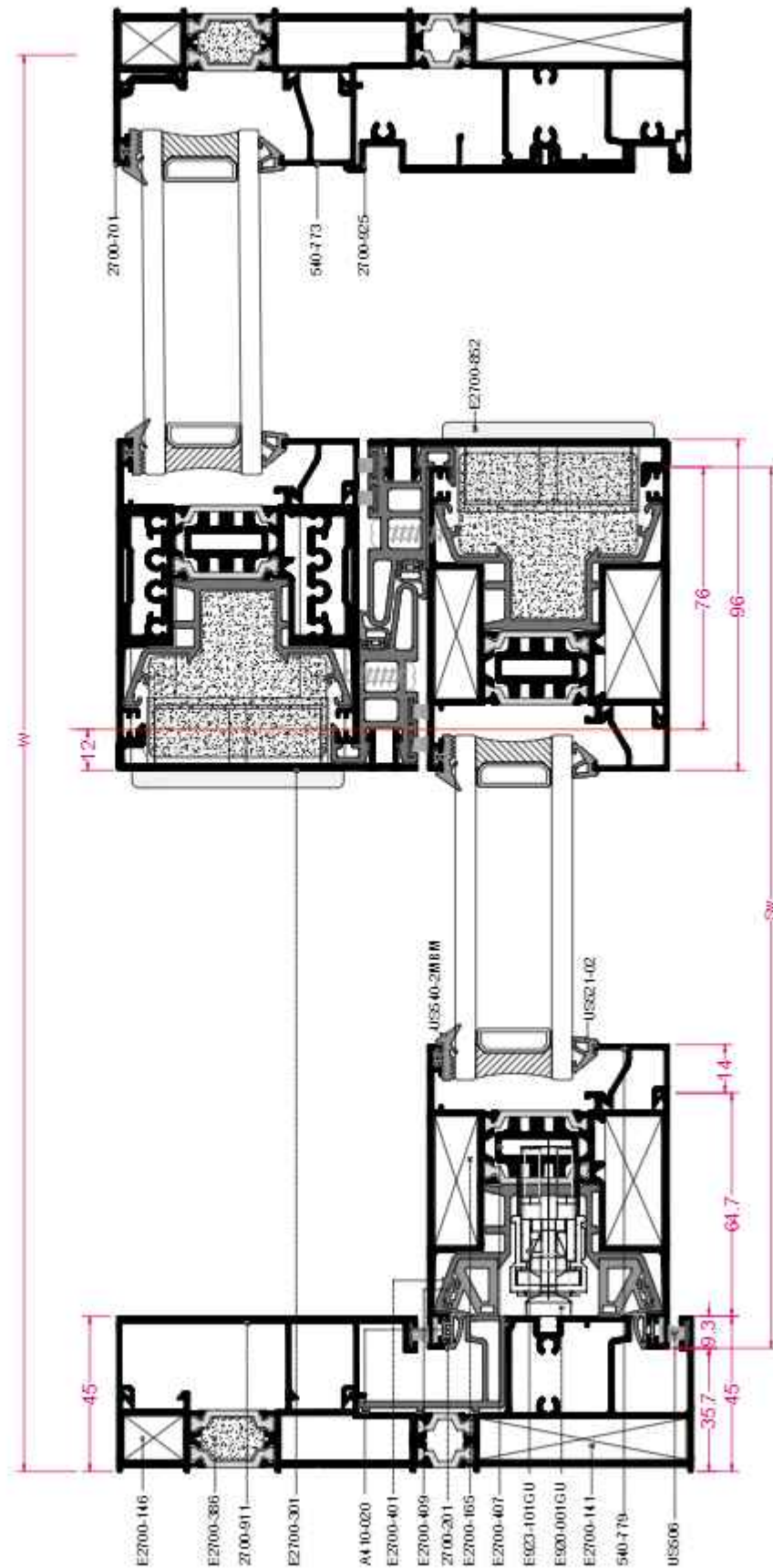
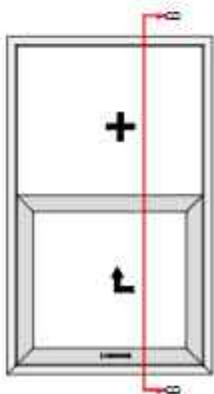
Code	Drawing	Description	Cutting angle & formula	Quantity	Remarks
E920-001GU		Stricking plate	-	4	Pcs
A)E922-104GU/6 B)E922-104GU/7 C)E922-104GU/A		Quadra lift & slide handle	-	2	Pcs
A)E923-101GU B)E923-103GU C)E923-104GU D)E923-106GU		Lift & slide mechanism	-	2	Pcs
A)E922-303GU/6 B)E922-303GU/7 C)E922-303GU/A		External finger handle	-	2	Pcs
E925-004GU		Stopper	-	2	Pcs
E923-201GU		Roller set	-	2	Pcs
E923-159GU		Plastic spacer	-	10	Pcs
E923-158GU		Plastic roller spacer	-	2	Pcs
A410-020		Gasket for sash	4Sh+8Sw	-	m
E2700-409		Inside gasket for sash	4Sh+4Sw	-	m
A410-007		Gasket for interlock	2Sh	-	m
ES250-401		Cover gasket for rail	4W+4H	-	m
(A) US521-01 (B) US521-02 (C) US521-03		Glazing gasket	4Sh+4Sw	-	m
US530-1-7PRM		Glazing gasket	4Sh+4Sw	-	m
E2700-412		Additional gasket	2W+2H	-	m
US506-12FS		Brush	4Sh+2W+2H	-	m
US550-3PRAM		Screen gasket	2Sh+2Sw	-	m
A210-011		Pvc cover for Screen Sash	-	-	m
ACGE0049		Magnet for Screen Sash	-	-	m
US512		Brush	2MSh+2MSw	-	m

CUTTING CALCULATIONS OF DOUBLE HOTEL SOLUTION
ΜΕΤΡΑ ΚΟΠΗΣ ΓΙΑ ΔΙΠΛΟ HOTEL SOLUTION



















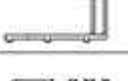
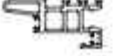






















SCALE 1:2

CUTTING CALCULATIONS OF DOUBLE HOTEL SOLUTION
 ΜΕΤΡΑ ΚΟΠΗΣ ΓΙΑ ΔΙΠΛΟ HOTEL SOLUTION



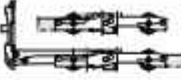












Sections and material analysis - Τομές και ανάλυση υλικών

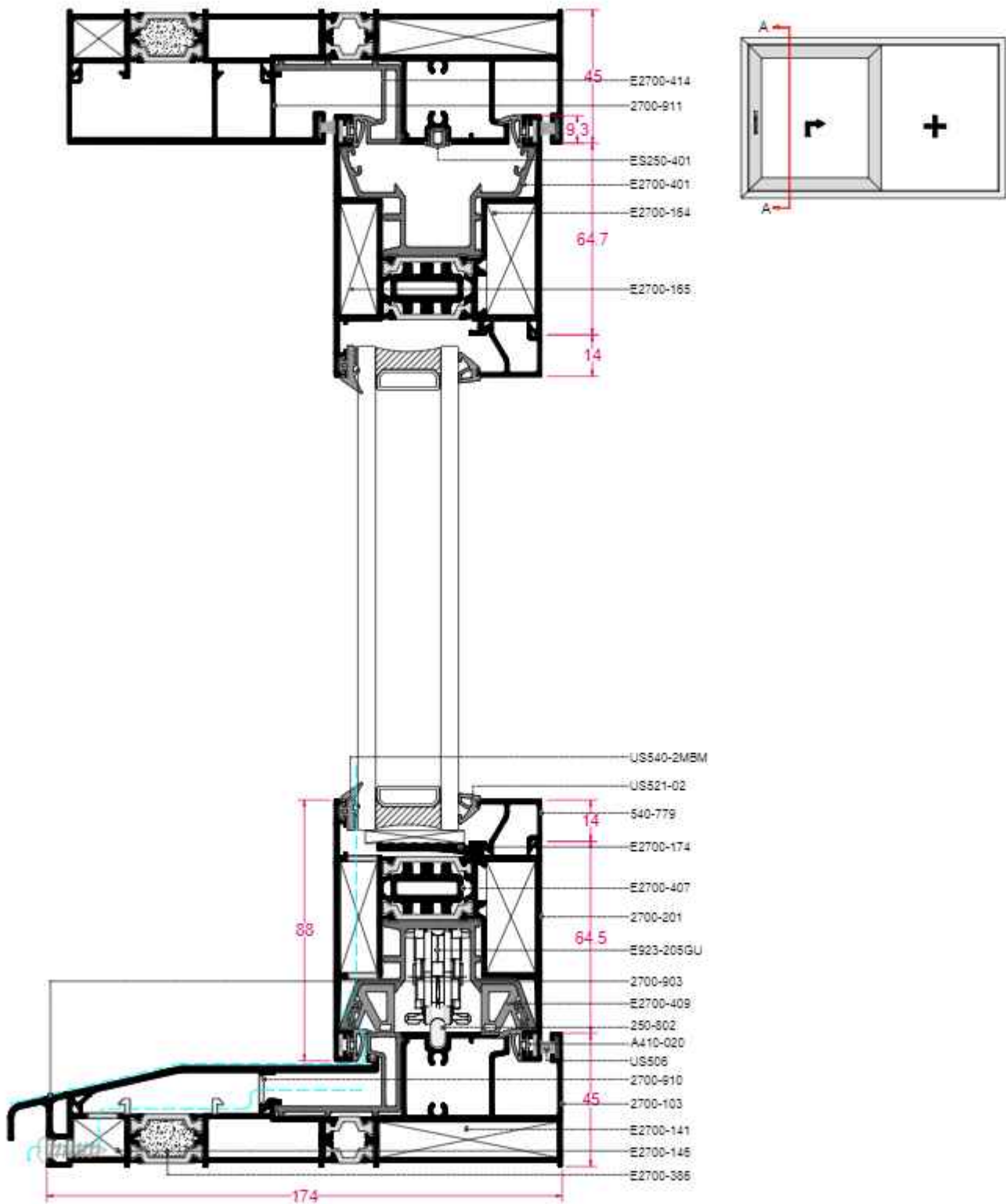
Code	Drawing	Description	Cutting angle & formula	Quantity	Remarks
2700-103		Frame width	$Fw=W$ $Fw=W$	2	Top/ Bottom
2700-103		Frame height	$Fh=H$ $Fh=H$	2	Right/ Left
2700-201		Sash width	$Sw=(W/2)+40$ $Sw=(W/2)+40$	2	Top/ Bottom
2700-201		Sash Height	$Sh=H-71.5$ $Sh=H-71.5$	2	Right/ Left
2700-201		Fix sash Height	$Sh=H-46$	1	Mid
2700-301		Interlock cover	$lh=H-71.5$	1	Right/ Left
2700-301		Interlock cover	$lh=H-46$	1	Right/ Left
540-779		Glazing bead	$GBw=Sw-148$	4	Top/ Bottom
540-779		Glazing bead	$GBh=Sh-176$	4	Right/ Left
540-773		Glazing bead	$GBh=H-46$	1	Right/ Left
2700-911		Frame cover	$FCh=H-46$	1	Right/ Left
2700-911		Frame cover	$FCw=W/2-57$	1	Top
2700-925		Frame cover	$FCh=H-46$	1	Right/ Left
2700-910		Frame cover	$FCw=W/2-57$	1	Bottom
2700-903		Drainage profile	$RDw= W$	1	Bottom
E2700-401		Pvc cover for Sash	Cut with sash	2	Top/ Bottom
E2700-401		Pvc cover for Sash	Cut with sash	2	Right/ Left
E2700-414		Pvc cover for Frame	Cut with Frame	2	Top/ Bottom
E2700-414		Pvc cover for Frame	Cut with Frame	2	Right/ Left
E2700-405		Pvc cover for Interlock	Sh	2	Right/ Left

Code	Drawing	Description	Cutting angle & formula	Quantity	Remarks
E2700-407		Internal plastic for sash	Cut with sash	4	Top/ Bottom Right/ Left
E2700-851		Stabilizer	-	4	Pcs
E2700-171		Fix sash connector	-	2	Pcs
E2700-172		Fix sash connector	-	2	Pcs
E2700-173		Fix sash connector	-	2	Pair
E2700-852		End cover for interlock	-	2	Pair
E2700-854		End cover for interlock PVC	-	2	Pair
E2700-961		Lower central seal	-	1	Pcs
A312-029		Upper central seal	-	1	Pcs
EA450-836		Cover for drainage hole	-	-	Pcs
E2700-141		Crimping corner for Frame	-	4	Pcs
E2700-146		Crimping corner for Frame	-	4	Pcs
E2700-164		Crimping corner for Sash	-	4	Pcs
E2700-165		Crimping corner for Sash	-	4	Pcs
E510-207/U		Alignment corner	-	8	Pcs
E2700-382		Neocoat insulation bar for interlock	2Sh	-	m
E2700-386		Neocoat insulation bar for frame	2W+2H	-	m
E920-001GU		Stricking plate	-	4	Pcs
A)E922-104GU/6 B)E922-104GU/7 C)E922-104GU/A		Quadra lift & slide handle	-	2	Pcs
A)E923-101GU B)E923-103GU C)E923-104GU D)E923-106GU		Lift & slide mechanism	-	2	Pcs

Sections and material analysis - Τομές και ανάλυση υλικών

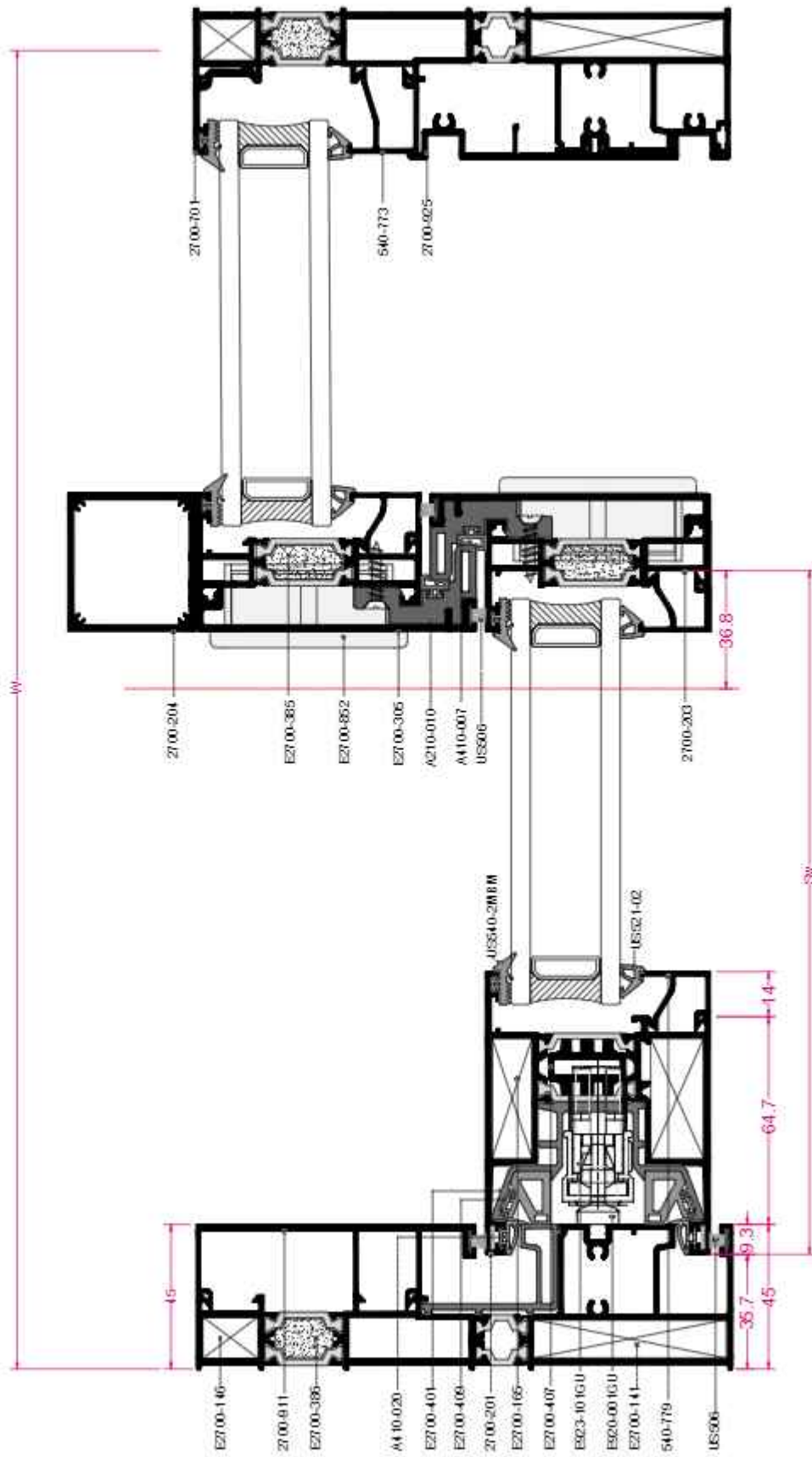
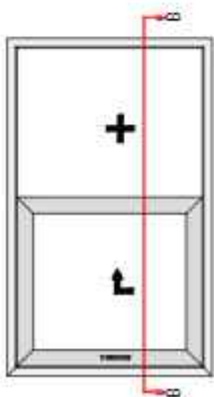
Code	Drawing	Description	Cutting angle & formula	Quantity	Remarks
A)E922-303GU/6 B)E922-303GU/7 C)E922-303GU/A		External finger handle	-	2	Pcs
E925-004GU		Stopper	-	2	Pcs
E923-205GU		Roller set	-	2	Pcs
E923-159GU		Plastic spacer	-	10	Pcs
E923-158GU		Plastic roller spacer	-	2	Pcs
A410-020		Gasket for sash	4Sh+8Sw	-	m
E2700-409		Inside gasket for sash	4Sh+4Sw	-	m
E2700-411		Gasket for interlock	2Sh	-	m
ES250-401		Cover gasket for rail	4W+4H	-	m
(A) US521-01 (B) US521-02 (C) US521-03		Glazing gasket	4Sh+4Sw	-	m
US530-1-7PRM		Glazing gasket	4Sh+4Sw	-	m
E2700-412		Additional gasket	2W+2H	-	m
US506-12FS		Brush	4Sh+2W+2H	-	m

CUTTING CALCULATIONS OF DOUBLE HOTEL SOLUTION
 ΜΕΤΡΑ ΚΟΠΗΣ ΓΙΑ ΔΙΠΛΟ HOTEL SOLUTION























SCALE 1:2

CUTTING CALCULATIONS OF DOUBLE HOTEL SOLUTION
 ΜΕΤΡΑ ΚΟΠΗΣ ΓΙΑ ΔΙΠΛΟ HOTEL SOLUTION



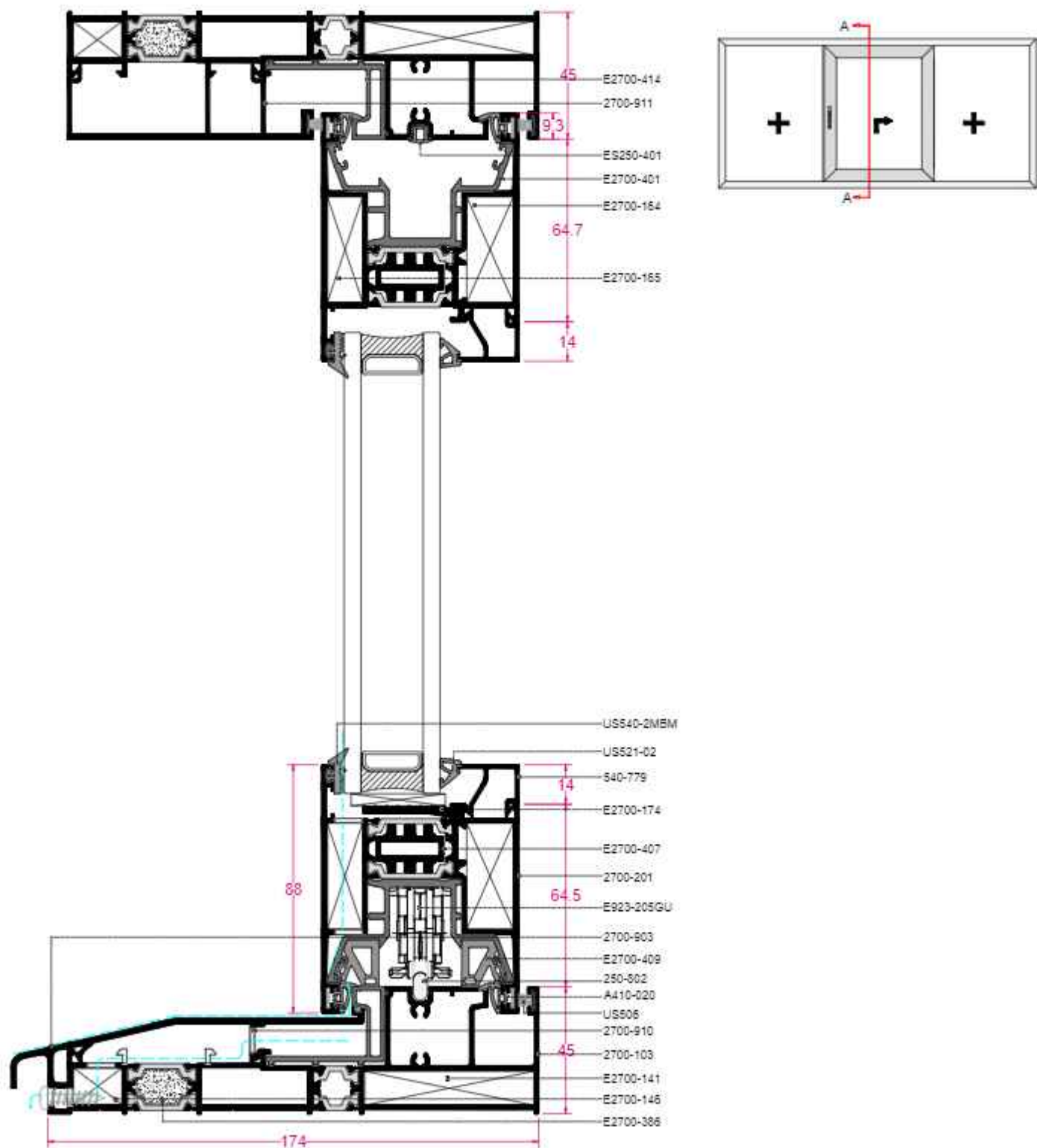
SCALE 1:2

Code	Drawing	Description	Cutting angle & formula	Quantity	Remarks
2700-103		Frame width	$Fw=W$ $Fw=W$	2	Top/ Bottom
2700-103		Frame height	$Fh=H$ $Fh=H$	2	Right/ Left
2700-201		Sash width	$Sw=(W/2)+1$ $Sw=(W/2)+1$	2	Top/ Bottom
2700-201		Sash Height	$Sh=H-71.5$ $Sh=H-71.5$	2	Right/ Left
2700-203		Sash Height	$Sh=H-71.5$	1	Right/ Left
2700-204		Fix sash Height	$Sh=H-46$	1	Mid
2700-305		Interlock cover	$lh=H-71.5$	1	Right/ Left
2700-305		Interlock cover	$lh=H-46$	1	Right/ Left
540-779		Glazing bead	$GBw=Sw-148$	4	Top/ Bottom
540-779		Glazing bead	$GBh=Sh-176$	4	Right/ Left
540-773		Glazing bead	$GBh=H-46$	1	Right/ Left
2700-911		Frame cover	$FCh=H-46$	1	Right/ Left
2700-911		Frame cover	$FCw=W/2-27$	1	Top
2700-925		Frame cover	$FCh=H-46$	1	Right/ Left
2700-910		Frame cover	$FCw=W/2-27$	1	Bottom
2700-903		Drainage profile	$RDw= W$	1	Bottom
E2700-401		Pvc cover for Sash	Cut with sash	2	Top/ Bottom
E2700-401		Pvc cover for Sash	Cut with sash	1	Right/ Left
E2700-414		Pvc cover for Frame	Cut with Frame	2	Top/ Bottom
E2700-414		Pvc cover for Frame	Cut with Frame	2	Right/ Left

Sections and material analysis - Τομές και ανάλυση υλικών

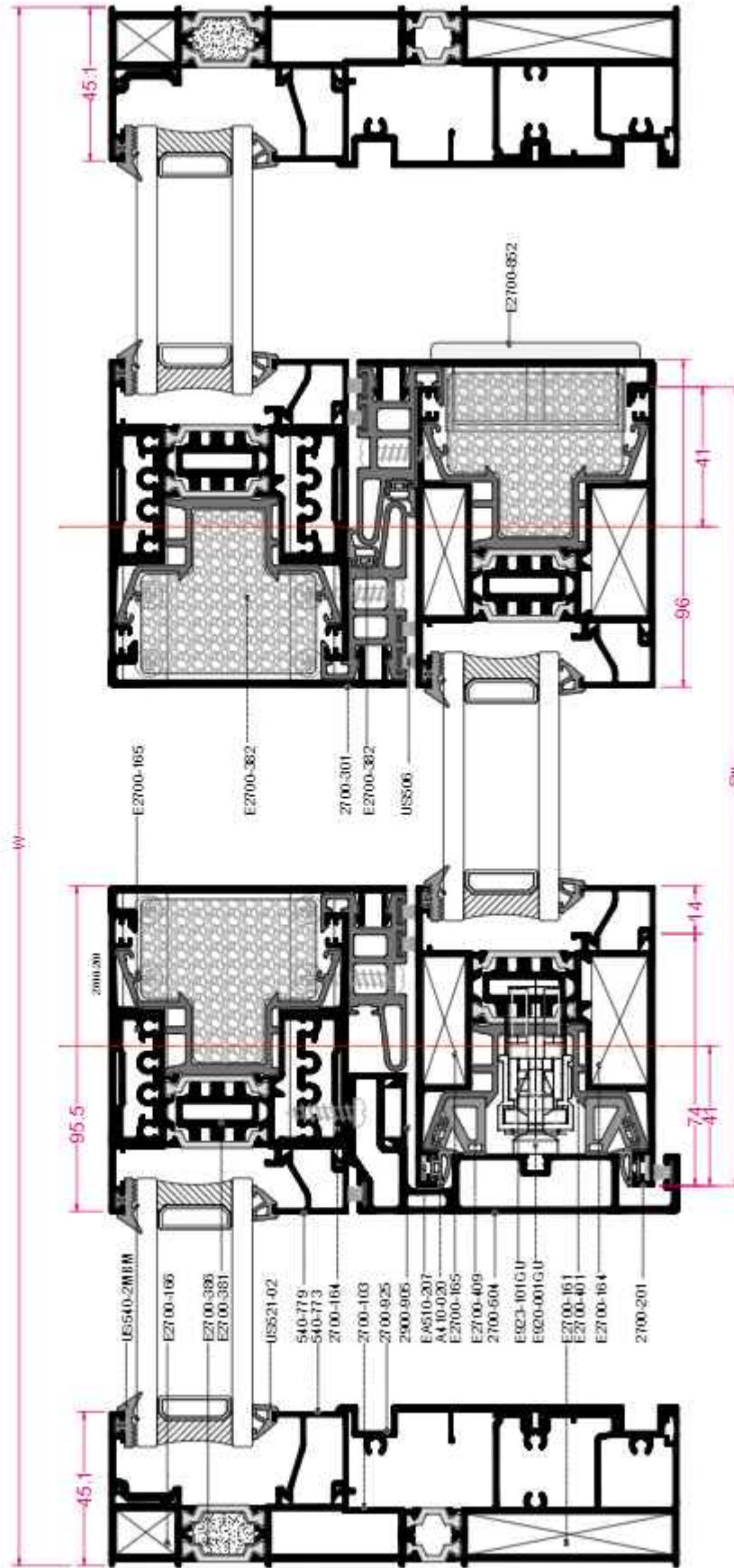
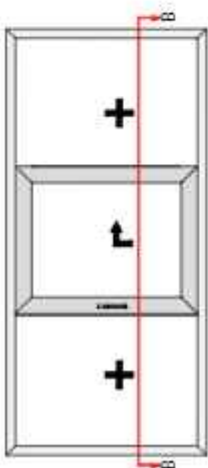
Code	Drawing	Description	Cutting angle & formula	Quantity	Remarks
A210-010		Pvc cover for interlock		2	Right/ Left
E2700-407		Internal plastic for sash	Cut with sash	4	Top/ Bottom Right/ Left
E2700-851		Stabilizer	-	4	Pcs
E2700-852		End cover for interlock	-	2	Pair
A312-022		End cover for interlock PVC	-	2	Pair
E2700-961		Lower central seal	-	1	Pcs
A312-029		Upper central seal	-	1	Pcs
EA450-836		Cover for drainage hole	-	-	Pcs
E2700-141		Crimping corner for Frame	-	4	Pcs
E2700-146		Crimping corner for Frame	-	4	Pcs
E2700-164		Crimping corner for Sash	-	2	Pcs
E2700-165		Crimping corner for Sash	-	2	Pcs
E510-207/U		Aligment corner	-	4	Pcs
E2700-386		Neocoat insulation bar for frame	$2W+2H$	-	m
E920-001GU		Stricking plate	-	4	Pcs
A)E922-104GU/6 B)E922-104GU/7 C)E922-104GU/A		Quadra lift & slide handle	-	2	Pcs
A)E923-101GU B)E923-103GU C)E923-104GU D)E923-106GU		Lift & slide mechanism	-	2	Pcs
A)E922-303GU/6 B)E922-303GU/7 C)E922-303GU/A		External finger handle	-	2	Pcs
E925-004GU		Stopper	-	2	Pcs
E923-205GU		Roller set	-	2	Pcs

CUTTING CALCULATIONS OF TRIPLE HOTEL SOLUTION
ΜΕΤΡΑ ΚΟΠΗΣ ΓΙΑ ΤΡΙΠΛΟ HOTEL SOLUTION



















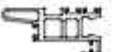
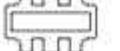






















SCALE 1:2

CUTTING CALCULATIONS OF TRIPLE HOTEL SOLUTION
 ΜΕΤΡΑ ΚΟΠΗΣ ΓΙΑ ΤΡΙΠΛΟ HOTEL SOLUTION














Sections and material analysis - Τομές και ανάλυση υλικών

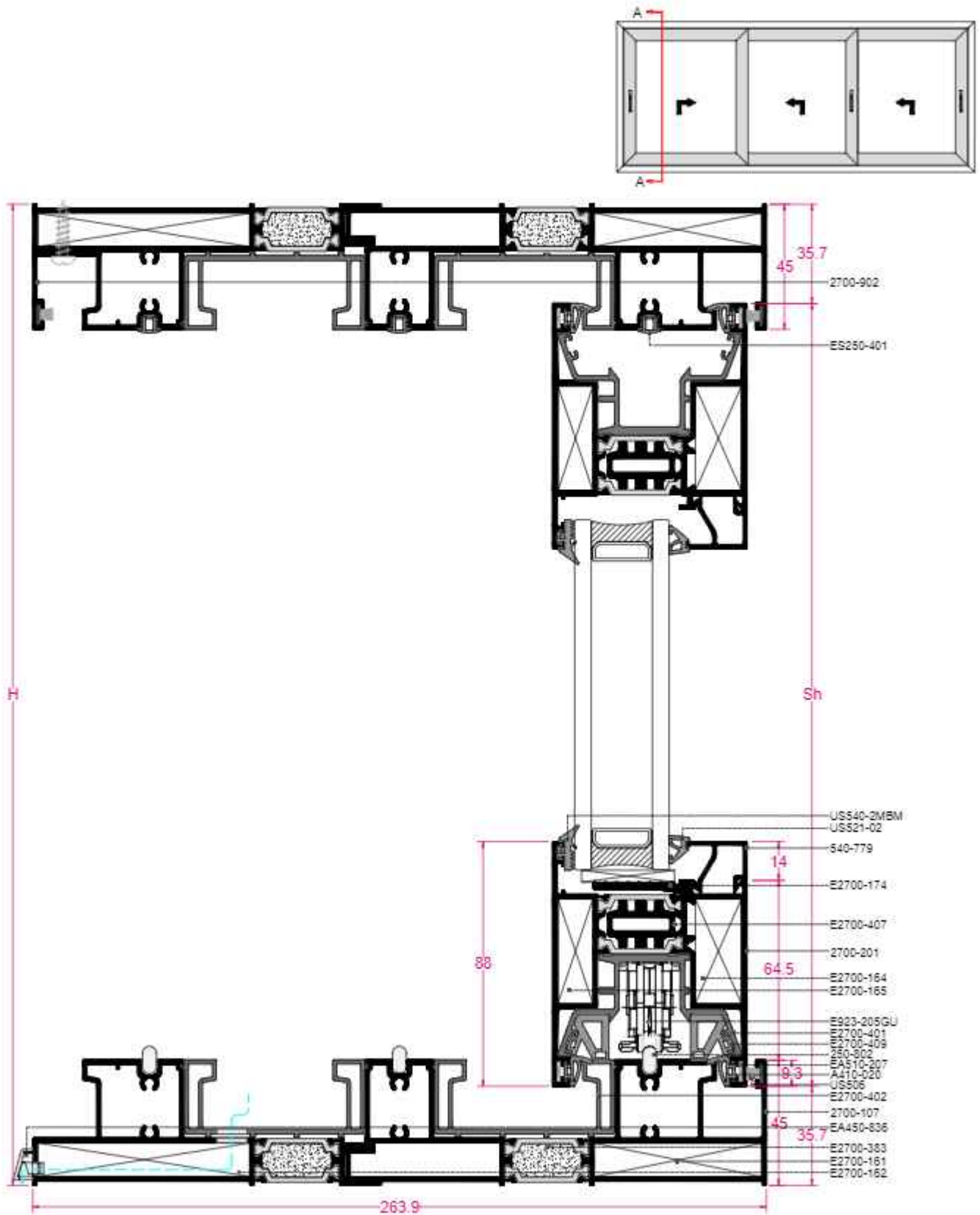
Code	Drawing	Description	Cutting angle & formula	Quantity	Remarks
2700-103		Frame width	$Fw=W$ $Fw=W$	2	Top/ Bottom
2700-103		Frame height	$Fh=H$ $Fh=H$	2	Right/ Left
2700-201		Sash width	$Sw=(W/3)+82$ $Sw=(W/3)+82$	2	Top/ Bottom
2700-201		Sash Height	$Sh=H-71.5$ $Sh=H-71.5$	2	Right/ Left
2700-201		Fix sash Height	$Sh=H-46$	2	Right/ Left
2700-305		Interlock cover	$lh=H-46$ $lh=H-46$	2	Right/ Left
2700-305		Interlock cover	$lh=H-71.5$	1	Right/ Left
540-779		Glazing bead	$GBw=Sw-148$	4	Top/ Bottom
540-779		Glazing bead	$GBh=Sh-176$	4	Right/ Left
540-773		Glazing bead	$GBh=H-46$	2	Right/ Left
2700-911		Frame cover	$FCw=W/3-94$	1	Top
2700-925		Frame cover	$FCh=H-46$	2	Right/ Left
2700-910		Frame cover	$FCw=W/3-94$	1	Bottom
2700-903		Drainage profile	$RDw= W$	1	Bottom
E2700-401		Pvc cover for Sash	Cut with sash	2	Top/ Bottom
E2700-401		Pvc cover for Sash	Cut with sash	2	Right/ Left
E2700-414		Pvc cover for Frame	Cut with Frame	2	Top/ Bottom
E2700-414		Pvc cover for Frame	Cut with Frame	2	Right/ Left
E2700-405		Pvc cover for Interlock	Sh	2	Right/ Left
E2700-407		Internal plastic for sash	Cut with sash	4	Top/ Bottom Right/ Left

Code	Drawing	Description	Cutting angle & formula	Quantity	Remarks
E2700-851		Stabilizer	-	4	Pcs
E2700-171		Fix sash connector	-	4	Pcs
E2700-172		Fix sash connector	-	4	Pcs
E2700-173		Fix sash connector	-	4	Pair
E2700-852		End cover for interlock	-	2	Pair
E2700-854		End cover for interlock PVC	-	2	Pair
E2700-961		Lower central seal	-	1	Pcs
A312-029		Upper central seal	-	1	Pcs
EA450-836		Cover for drainage hole	-	-	Pcs
E2700-141		Crimping corner for Frame	-	4	Pcs
E2700-146		Crimping corner for Frame	-	4	Pcs
E2700-164		Crimping corner for Sash	-	4	Pcs
E2700-165		Crimping corner for Sash	-	4	Pcs
E510-207/U		Aligment corner	-	8	Pcs
E2700-382		Neocoat insulation bar for interlock	2Sh	-	m
E2700-386		Neocoat insulation bar for frame	2W+2H	-	m
E920-001GU		Stricking plate	-	4	Pcs
A)E922-104GU/6 B)E922-104GU/7 C)E922-104GU/A		Quadra lift & slide handle	-	2	Pcs
A)E923-101GU B)E923-103GU C)E923-104GU D)E923-106GU		Lift & slide mechanism	-	2	Pcs
E925-004GU		Stopper	-	2	Pcs

Sections and material analysis - Τομές και ανάλυση υλικών

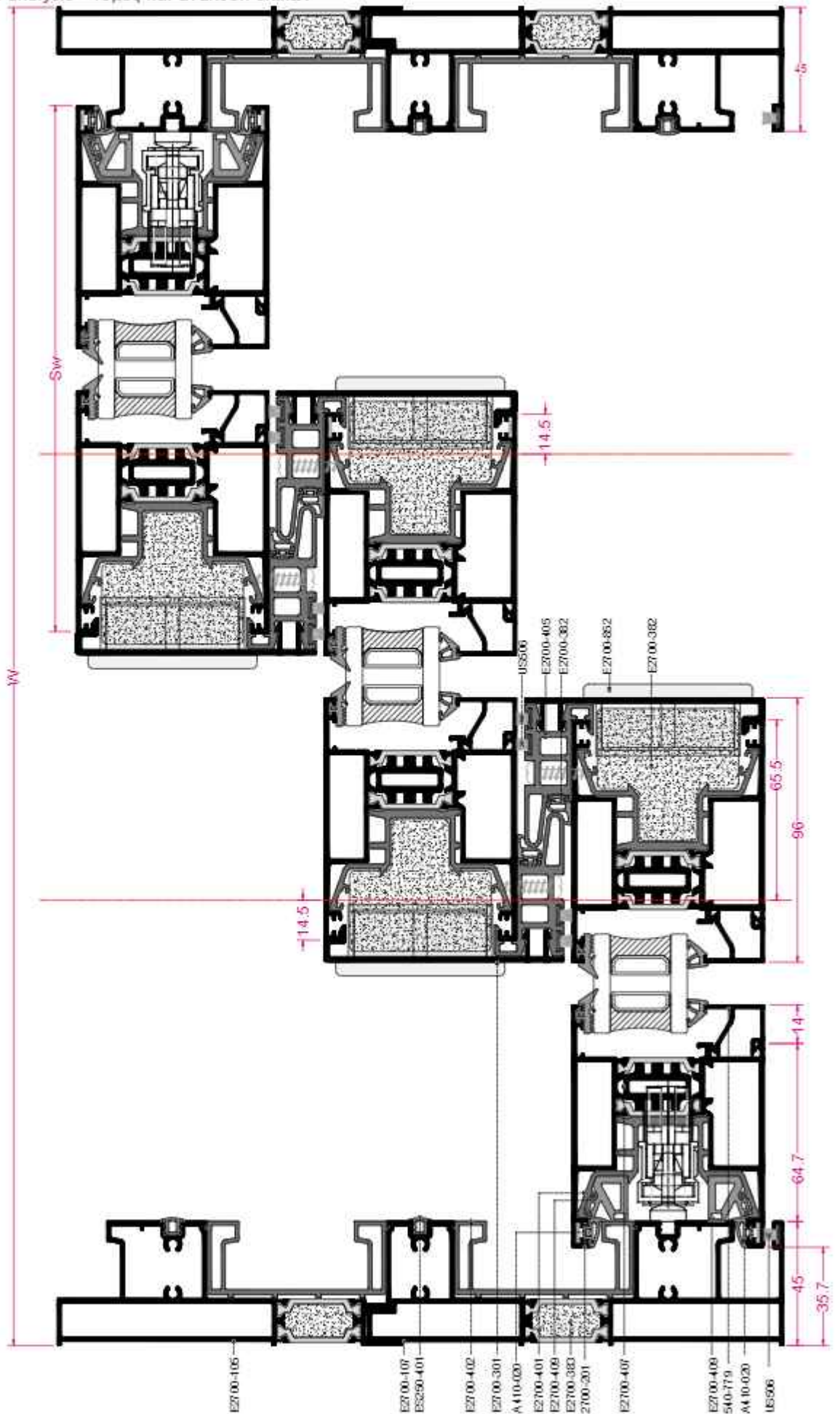
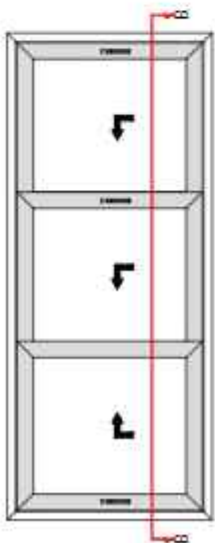
Code	Drawing	Description	Cutting angle & formula	Quantity	Remarks
E923-205GU		Roller set	-	2	Pcs
E923-159GU		Plastic spacer	-	10	Pcs
E923-158GU		Plastic roller spacer	-	2	Pcs
A410-020		Gasket for sash	4Sh+8Sw	-	m
E2700-409		Inside gasket for sash	4Sh+4Sw	-	m
E2700-411		Gasket for interlock	2Sh	-	m
ES250-401		Cover gasket for rail	4W+4H	-	m
(A) US521-01 (B) US521-02 (C) US521-03		Glazing gasket	4Sh+4Sw	-	m
US530-1-7PRM		Glazing gasket	4Sh+4Sw	-	m
E2700-412		Additional gasket	2W+2H	-	m
US506-12FS		Brush	4Sh+2W+2H	-	m



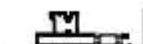

















CUTTING CALCULATIONS OF TRIPLE OVERLAPPING
 ΜΕΤΡΑ ΚΟΠΗΣ ΓΙΑ ΤΡΙΦΥΛΛΟ ΕΠΑΛΛΗΛΟ























SCALE 1:2

CUTTING CALCULATIONS OF TRIPLE OVERLAPPING
 ΜΕΤΡΑ ΚΟΠΗΣ ΓΙΑ ΤΡΙΦΥΛΛΟ ΕΠΑΛΛΗΛΟ

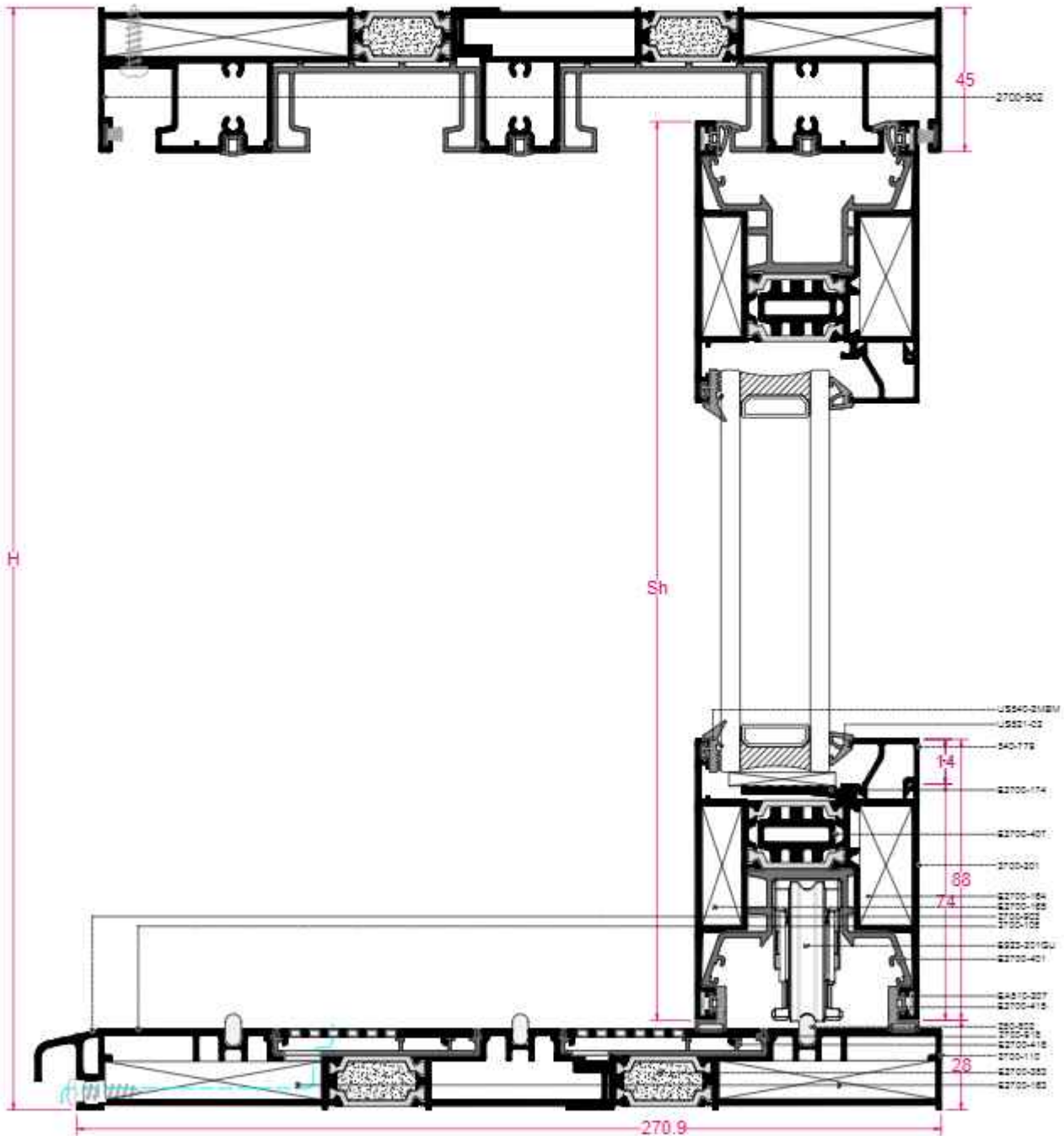
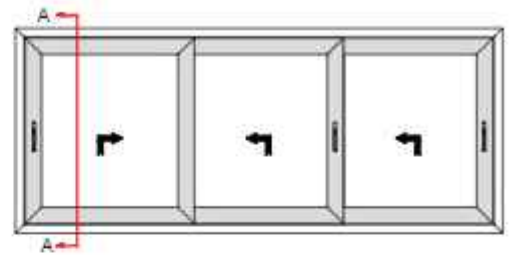


Code	Drawing	Description	Cutting angle & formula	Quantity	Remarks
2700-107		Frame width	$Fw=W$ $Fw=W$	2	Top/ Bottom
2700-107		Frame height	$Fh=H$ $Fh=H$	2	Right/ Left
2700-105		Frame width	$Fw=W$ $Fw=W$	2	Top/ Bottom
2700-105		Frame height	$Fh=H$ $Fh=H$	2	Right/ Left
2700-201		Sash width	$Sw=(W/3)+29.5$ $Sw=(W/3)+29.5$	6	Top/ Bottom
2700-201		Sash Height	$Sh=H-71.5$ $Sh=H-71.5$	6	Right/ Left
2700-301		Interlock cover	$lh=H-71.5$ $lh=H-71.5$	3	Right/ Left
2700-902		Additional profile	$APw=W-34$	1	Top
540-779		Glazing bead	$GBw=Sw-148$	6	Top/ Bottom
540-779		Glazing bead	$GBh=Sh-176$	6	Right/ Left
E2700-401		Pvc cover for Sash	Cut with sash	6	Top/ Bottom
E2700-401		Pvc cover for Sash	Cut with sash	6	Right/ Left
E2700-402		Pvc cover for Frame	Cut with Frame	4	Top/ Bottom
E2700-402		Pvc cover for Frame	Cut with Frame	4	Right/ Left
E2700-405		Pvc cover for Interlock	Sh	3	Right/ Left
E2700-407		Internal plastic for sash	Cut with sash	6	Top/ Bottom Right/ Left
E2700-851		Stabilizer	-	16	Pcs
E2700-852		End cover for interlock	-	6	Pair
E2700-854		End cover for interlock PVC	-	3	Pair
A312-025		Lower central seal	-	2	Pcs

Sections and material analysis - Τομές και ανάλυση υλικών

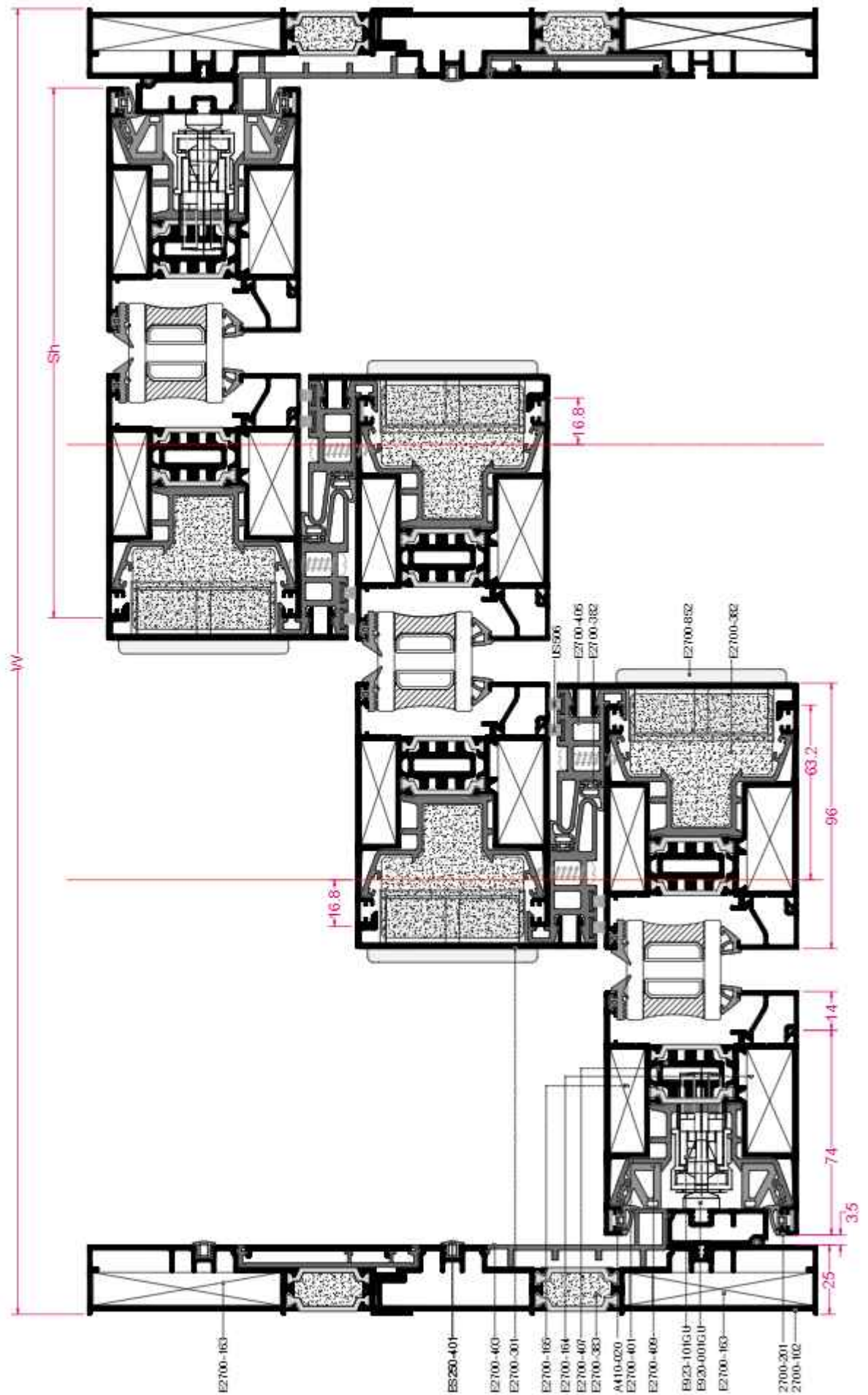
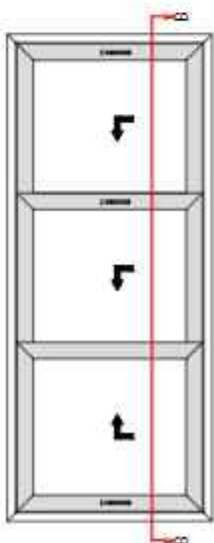
Code	Drawing	Description	Cutting angle & formula	Quantity	Remarks
A312-028		Upper central seal	-	2	Pcs
EA450-836		Cover for drainage hole	-	-	Pcs
E2700-161		Crimping corner for Frame	-	4	Pcs
E2700-162		Crimping corner for Frame	-	4	Pcs
E2700-164		Crimping corner for Sash	-	12	Pcs
E2700-165		Crimping corner for Sash	-	12	Pcs
E510-207/U		Alignment corner	-	24	Pcs
E2700-382		Neocoat insulation bar for interlock	3Sh	-	m
E2700-383		Neocoat insulation bar for frame	3W+3H	-	m
E920-001GU		Stricking plate	-	4	Pcs
A)E922-104GU/6 B)E922-104GU/7 C)E922-104GU/A		Quadra lift & slide handle	-	2	Pcs
A)E923-101GU B)E923-103GU C)E923-104GU D)E923-106GU		Lift & slide mechanism	-	2	Pcs
A)E922-303GU/6 B)E922-303GU/7 C)E922-303GU/A		External finger handle	-	2	Pcs
E925-004GU		Stopper	-	2	Pcs
E923-205GU		Roller set	-	2	Pcs
E923-158GU		Plastic roller spacer	-	2	Pcs
E923-159GU		Plastic spacer	-	10	Pcs
A410-020		Gasket for sash	4Sh+12Sw	-	m
E2700-409		Inside gasket for sash	4Sh+4Sw	-	m
E2700-411		Gasket for interlock	2Sh	-	m

CUTTING CALCULATIONS OF TRIPLE OVERLAPPING
ΜΕΤΡΑ ΚΟΠΗΣ ΓΙΑ ΤΡΙΦΥΛΛΟ ΕΠΑΛΛΗΛΟ























SCALE 1:2

CUTTING CALCULATIONS OF TRIPLE OVERLAPPING
ΜΕΤΡΑ ΚΟΠΗΣ ΓΙΑ ΤΡΙΦΥΛΛΟ ΕΠΑΛΛΗΛΟ




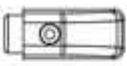














Sections and material analysis - Τομές και ανάλυση υλικών

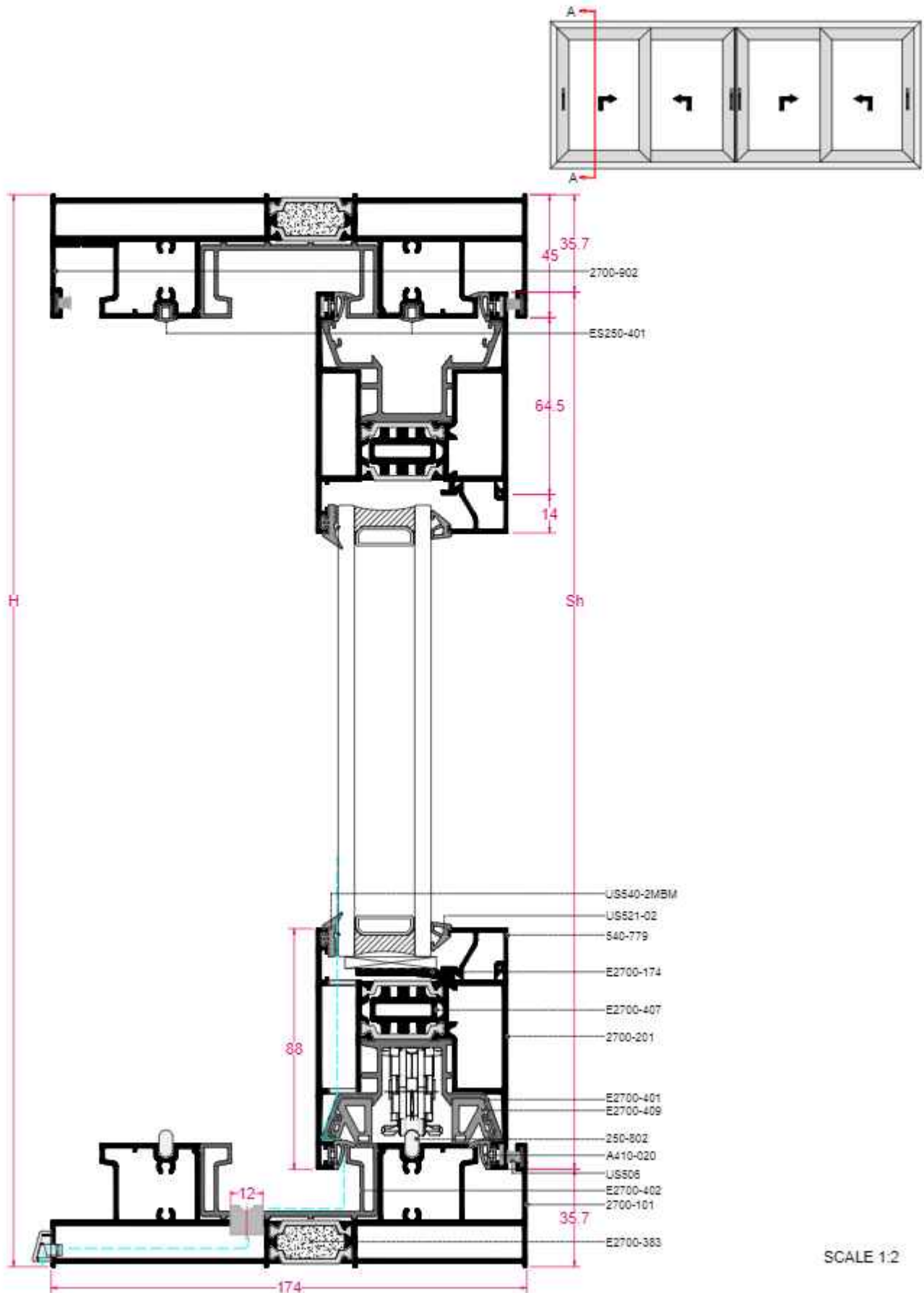
Code	Drawing	Description	Cutting angle & formula	Quantity	Remarks
2700-107		Frame width	$Fw=W-53$	1	Top
2700-105		Frame width	$Fw=W-53$	1	Top
2700-110		Frame width	Fw	1	Bottom
2700-108		Frame width	Fw	1	Bottom
2700-110		Frame height	$Fh=H$ $Fh=H$	2	Right/ Left
2700-108		Frame height	$Fh=H$ $Fh=H$	2	Right/ Left
2700-201		Sash width	$Sw=(W/2)+34.5$ $Sw=(W/2)+34.5$	6	Top/ Bottom
2700-201		Sash Height	$Sh=H-64$ $Sh=H-64$	6	Right/ Left
2700-301		Interlock cover	$lh=H-64$ $lh=H-64$	4	Right/ Left
2700-918		Additional profile	$APw=W/2-70$	1	Bottom
2700-921		Additional profile	$APw=W/2-70$	1	Bottom
2700-921		Additional profile	$APh=H-70$	2	Right/ Left
2700-901		Additional profile	$FAw= Fw-70$	2	Right/ Left
2700-902		Additional profile	$APw=W-53$	1	Top
540-779		Glazing bead	$GBw=Sw-148$	6	Top/ Bottom
540-779		Glazing bead	$GBh=Sh-176$	6	Right/ Left
2700-903		Drainage profile	$RDw= W$	1	Bottom
E2700-401		Pvc cover for Sash	Cut with sash	6	Top/ Bottom
E2700-401		Pvc cover for Sash	Cut with sash	6	Right/ Left
E2700-402		Pvc cover for Frame	Cut with Frame	2	Top

Code	Drawing	Description	Cutting angle & formula	Quantity	Remarks
E2700-403		Pvc cover for Frame	Cut with Frame	2	Right/ Left
E2700-418		Pvc cover for Frame	$APw=W/2-70$	2	Bottom
E2700-405		Pvc cover for Interlock	Sh	2	Right/ Left
E2700-407		Internal plastic for sash	Cut with sash	4	Top/ Bottom Right/ Left
E2700-851		Stabilizer	-	16	Pcs
E2700-853		End cover for interlock	-	2	Pair
E2700-854		End cover for interlock PVC	-	2	Pair
A312-026		Lower central seal	-	1	Pcs
A312-028		Upper central seal	-	1	Pcs
E2700-859		End cover for frame	-	1	Pair
E2700-860		End cover for frame	-	1	Pair
EA450-836		Cover for drainage hole	-	-	Pcs
E2700-161		Crimping corner for Frame	-	2	Pcs
E2700-162		Crimping corner for Frame	-	2	Pcs
E2700-164		Crimping corner for Sash	-	12	Pcs
E2700-165		Crimping corner for Sash	-	12	Pcs
E510-207/U		Alignment corner	-	16	Pcs
E2700-382		Neocoat insulation bar for interlock	4Sh	-	m
E2700-383		Neocoat insulation bar for frame	3W+3H	-	m
E920-001GU		Stricking plate	-	4	Pcs

Sections and material analysis - Τομές και ανάλυση υλικών

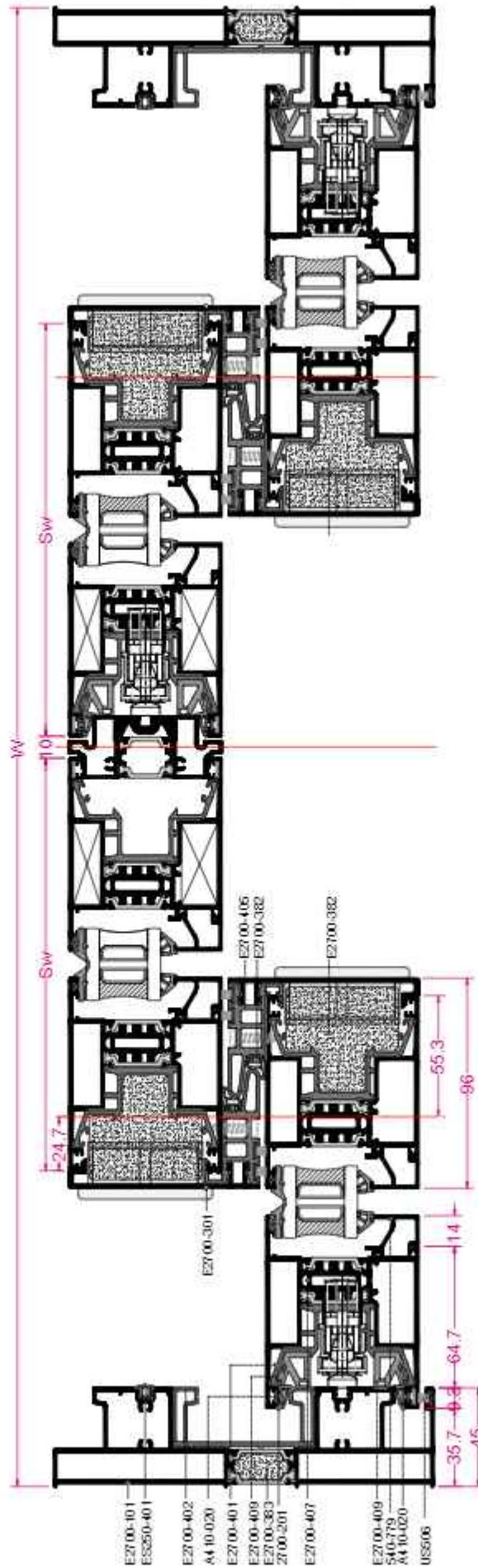
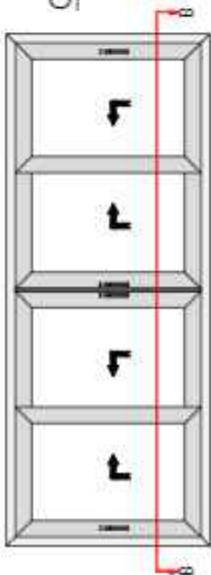
Code	Drawing	Description	Cutting angle & formula	Quantity	Remarks
A)E922-104GU/6 B)E922-104GU/7 C)E922-104GU/A		Quadra lift & slide handle	-	3	Pcs
A)E923-101GU B)E923-103GU C)E923-104GU D)E923-106GU		Lift & slide mechanism	-	3	Pcs
A)E922-303GU/6 B)E922-303GU/7 C)E922-303GU/A		External finger handle	-	3	Pcs
E925-004GU		Stopper	-	2	Pcs
E923-201GU		Roller set	-	3	Pcs
E923-158GU		Plastic roller spacer	-	3	Pcs
E923-159GU		Plastic spacer	-	15	Pcs
A410-020		Gasket for sash	12Sh+16Sw	-	m
E2700-409		Inside gasket for sash	12Sh	-	m
E2700-415		Gasket for bottom sash	12Sw	-	m
E2700-411		Gasket for interlock	6Sh	-	m
ES250-401		Cover gasket for rail	4W+4H	-	m
(A) US521-01 (B) US521-02 (C) US521-03		Glazing gasket	4Sh+4Sw	-	m
US530-1-7PRM		Glazing gasket	4Sh+4Sw	-	m
E2700-412		Additional gasket	2W+2H	-	m
US506-12FS		Brush	4Sh+2W+2H	-	m














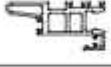






CUTTING CALCULATIONS OF QUADRUPLE MEETING STILE
ΜΕΤΡΑ ΚΟΠΗΣ ΓΙΑ ΤΕΤΡΑΠΛΟ ΦΙΛΗΤΟ
















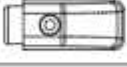
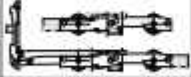





SCALE 1:2

CUTTING CALCULATIONS OF QUADRUPLE MEETING STILE
 ΜΕΤΡΑ ΚΟΠΗΣ ΓΙΑ ΤΕΤΡΑΦΥΛΛΟ ΦΙΛΗΤΟ

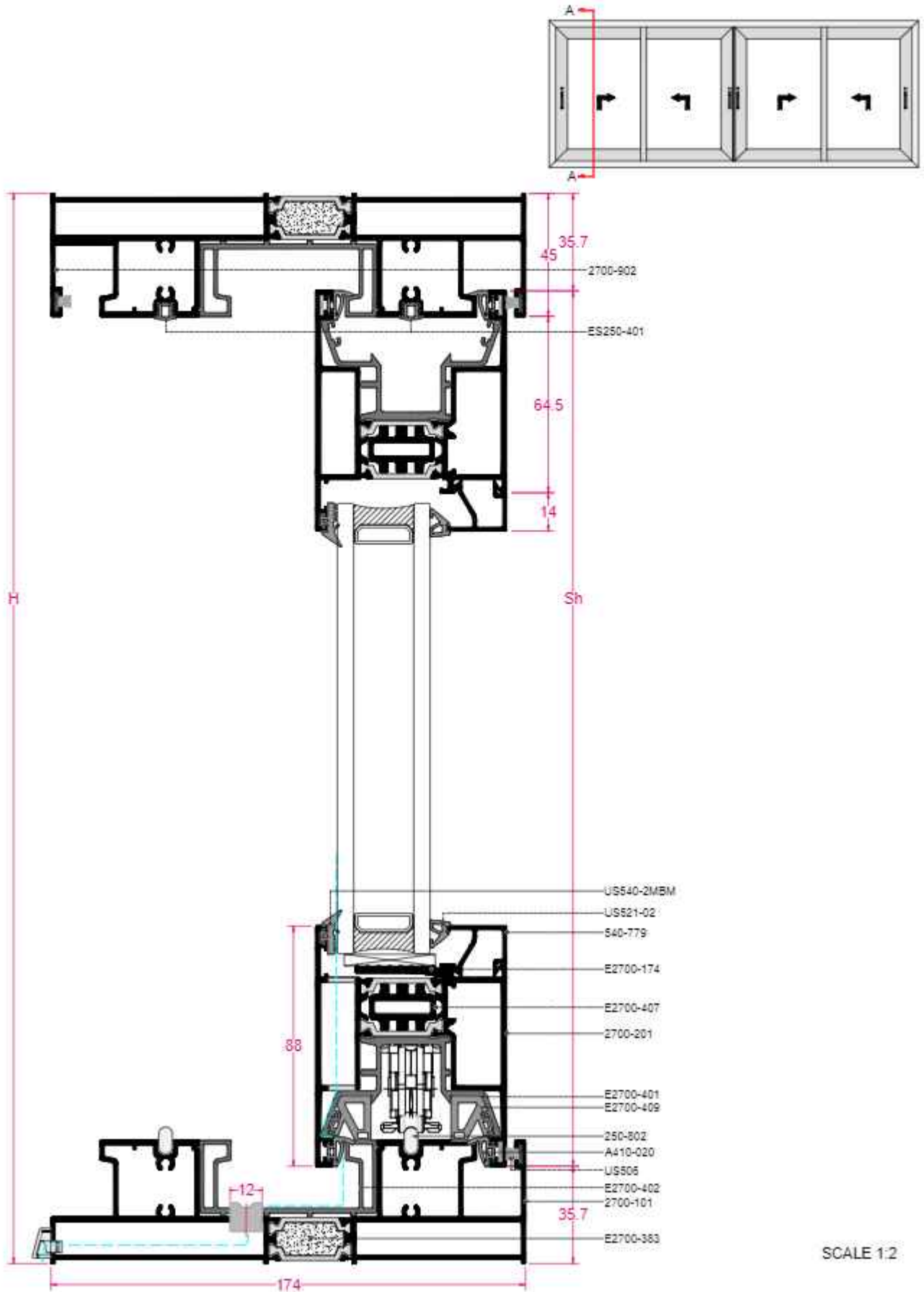


Code	Drawing	Description	Cutting angle & formula	Quantity	Remarks
2700-101		Frame width	$Fw=W$ $Fw=W$	2	Top/ Bottom
2700-101		Frame height	$Fh=H$ $Fh=H$	2	Right/ Left
2700-201		Sash width	$Sw=(W/4)+19.5$ $Sw=(W/4)+19.5$	4	Top/ Bottom
2700-201		Sash Height	$Sh=H-71.5$ $Sh=H-71.5$	4	Right/ Left
2700-301		Interlock cover	$lh=H-71.5$ $lh=H-71.5$	2	Right/ Left
2700-902		Additional profile	$APw=W-34$	1	Top
540-779		Glazing bead	$GBw=Sw-148$	4	Top/ Bottom
540-779		Glazing bead	$GBh=Sh-176$	4	Right/ Left
2700-501		Central adapter	$CAh=Sh-70$	1	Mid
E2700-401		Pvc cover for Sash	Cut with sash	8	Top/ Bottom
E2700-401		Pvc cover for Sash	Cut with sash	8	Right/ Left
E2700-402		Pvc cover for Frame	Cut with Frame	4	Top/ Bottom
E2700-402		Pvc cover for Frame	Cut with Frame	4	Right/ Left
E2700-405		Pvc cover for Interlock	Sh	4	Right/ Left
E2700-407		Internal plastic for sash	Cut with sash	8	Top/ Bottom Right/ Left
E2700-851		Stabilizer	-	16	Pcs
E2700-852		End cover for interlock	-	4	Pair
E2700-854		End cover for interlock PVC	-	4	Pair
A312-025		Lower central seal	-	2	Pcs
A312-028		Upper central seal	-	2	Pcs

Sections and material analysis - Τομές και ανάλυση υλικών

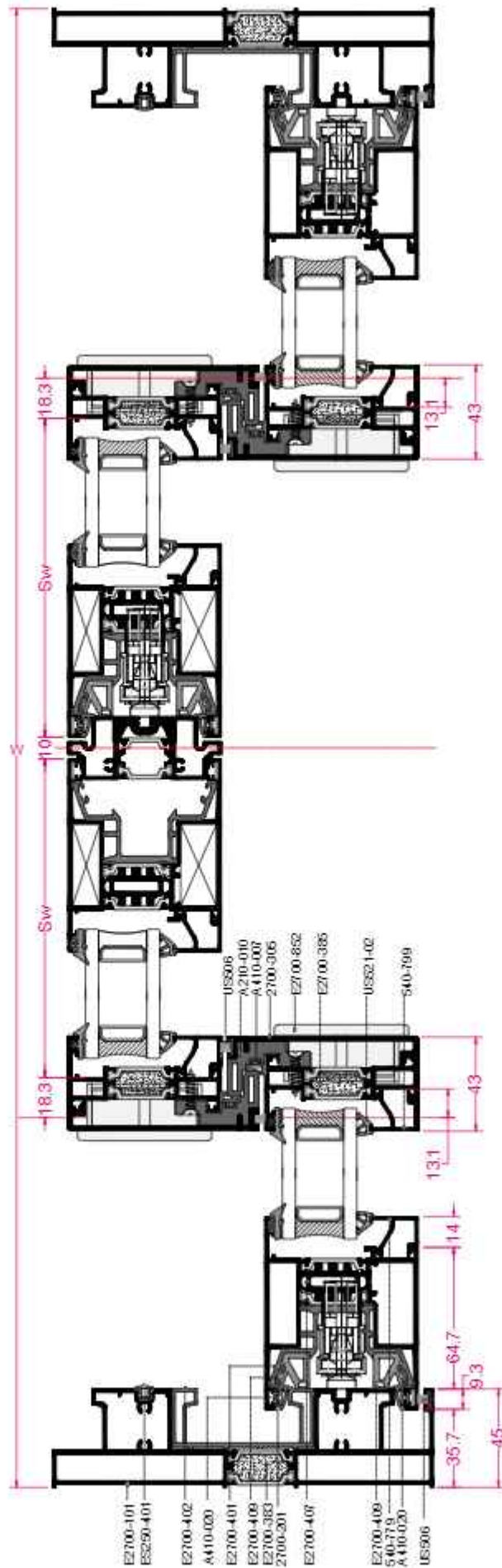
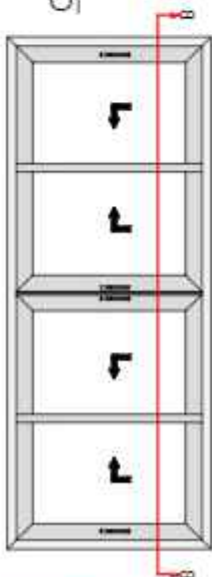
Code	Drawing	Description	Cutting angle & formula	Quantity	Remarks
EA450-836		Cover for drainage hole	-	-	Pcs
E2700-857		Cover for central adapter	-	1	Pair
E2700-161		Crimping corner for Frame	-	4	Pcs
E2700-162		Crimping corner for Frame	-	4	Pcs
E2700-164		Crimping corner for Sash	-	8	Pcs
E2700-165		Crimping corner for Sash	-	8	Pcs
E510-207/U		Alignment corner	-	16	Pcs
E2700-382		Neocoat insulation bar for interlock	2Sh	-	m
E2700-383		Neocoat insulation bar for frame	2W+2H	-	m
E920-001GU		Stricking plate	-	4	Pcs
A)E922-104GU/6 B)E922-104GU/7 C)E922-104GU/A		Quadra lift & slide handle	-	2	Pcs
A)E923-101GU B)E923-103GU C)E923-104GU D)E923-106GU		Lift & slide mechanism	-	2	Pcs
A)E922-303GU/6 B)E922-303GU/7 C)E922-303GU/A		External finger handle	-	2	Pcs
E925-004GU		Stopper	-	2	Pcs
E923-205GU		Roller set	-	2	Pcs
E923-158GU		Plastic roller spacer	-	2	Pcs
E923-159GU		Plastic spacer	-	10	Pcs
A410-020		Gasket for sash	4Sh+8Sw	-	m
E2700-409		Inside gasket for sash	4Sh+4Sw	-	m
E2700-411		Gasket for interlock	2Sh	-	m

CUTTING CALCULATIONS OF QUADRUPLE MEETING STILE
 ΜΕΤΡΑ ΚΟΠΗΣ ΓΙΑ ΤΕΤΡΑΠΛΟ ΦΙΛΗΤΟ
















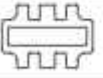





















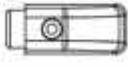
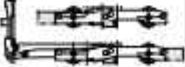



SCALE 1:2

CUTTING CALCULATIONS OF QUADRUPLE MEETING STILE
 ΜΕΤΡΑ ΚΟΠΗΣ ΓΙΑ ΤΕΤΡΑΦΥΛΛΟ ΦΙΛΗΤΟ

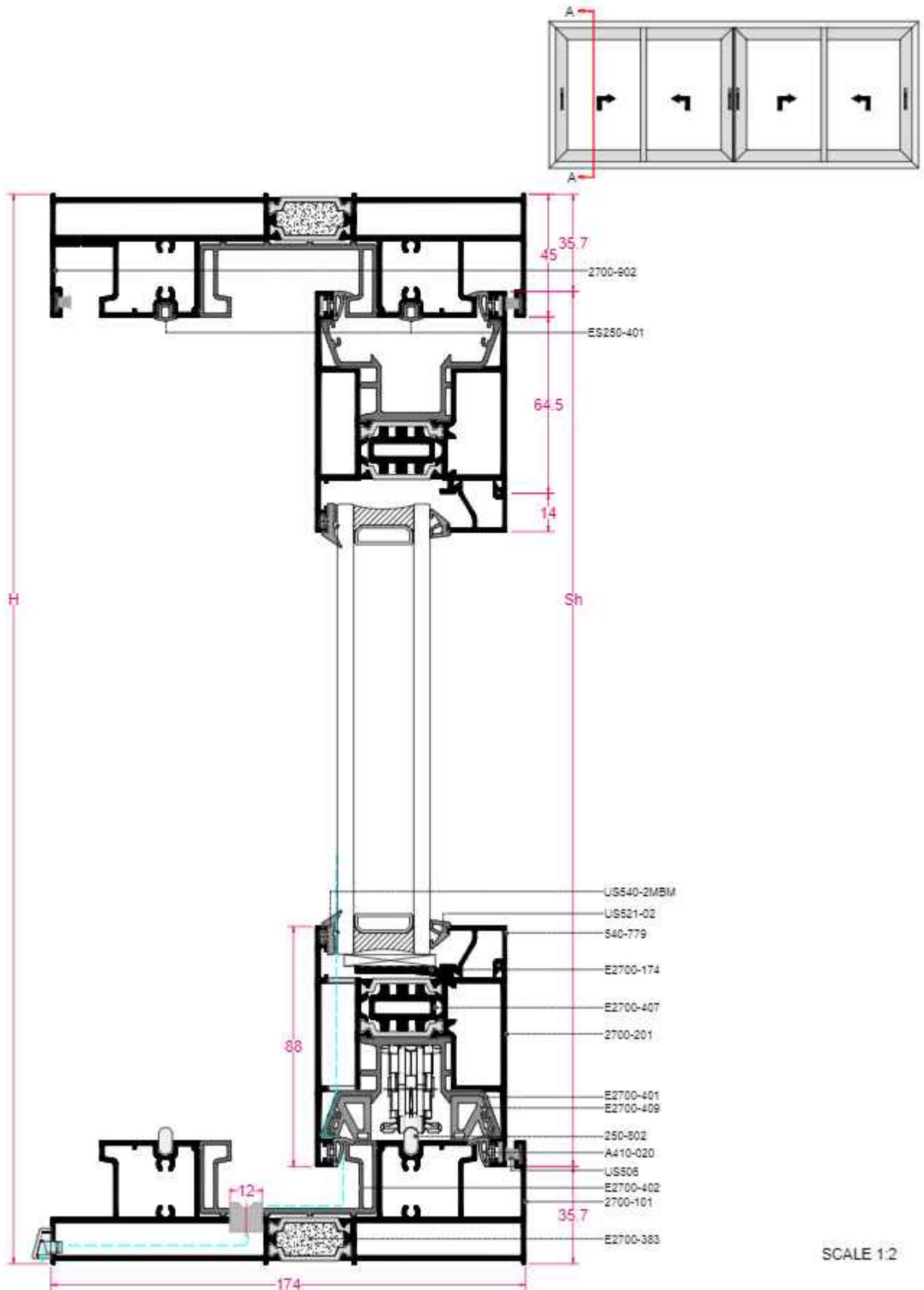


Sections and material analysis - Τομές και ανάλυση υλικών

Code	Drawing	Description	Cutting angle & formula	Quantity	Remarks
2700-101		Frame width	$Fw=W$ $Fw=W$	2	Top/ Bottom
2700-101		Frame height	$Fh=H$ $Fh=H$	2	Right/ Left
2700-201		Sash width	$Sw=(W/4)-22.5$ $Sw=(W/4)-22.5$	4	Top/ Bottom
2700-201		Sash Height	$Sh=H-71.5$ $Sh=H-71.5$	2	Right/ Left
2700-203		Narrow sash Height	$Sh=H-71.5$ $Sh=H-71.5$	2	Right/ Left
2700-305		Interlock cover	$Sh=H-71.5$ $Sh=H-71.5$	2	Right/ Left
2700-902		Additional profile	$APw=W-34$	1	Top
540-779		Glazing bead	$GBw=Sw-79$	4	Top/ Bottom
540-779		Glazing bead	$GBh=Sh-176$	4	Right/ Left
2700-501		Central adapter	$CAh=Sh-70$	1	Mid
E2700-401		Pvc cover for Sash	Cut with sash	4	Top/ Bottom
E2700-401		Pvc cover for Sash	Cut with sash	2	Right/ Left
E2700-402		Pvc cover for Frame	Cut with Frame	4	Top/ Bottom
E2700-402		Pvc cover for Frame	Cut with Frame	4	Right/ Left
A210-010		Pvc for Interlock	Sh	2	Right/ Left
E2700-407		Internal plastic for sash	Cut with sash	4	Top/ Bottom Right/ Left
E2700-851		Stabilizer	-	16	Pcs
E2700-852		End cover for interlock	-	2	Pair
A312-022		End cover for interlock PVC	-	2	Pair
A312-025		Lower central seal	-	1	Pcs

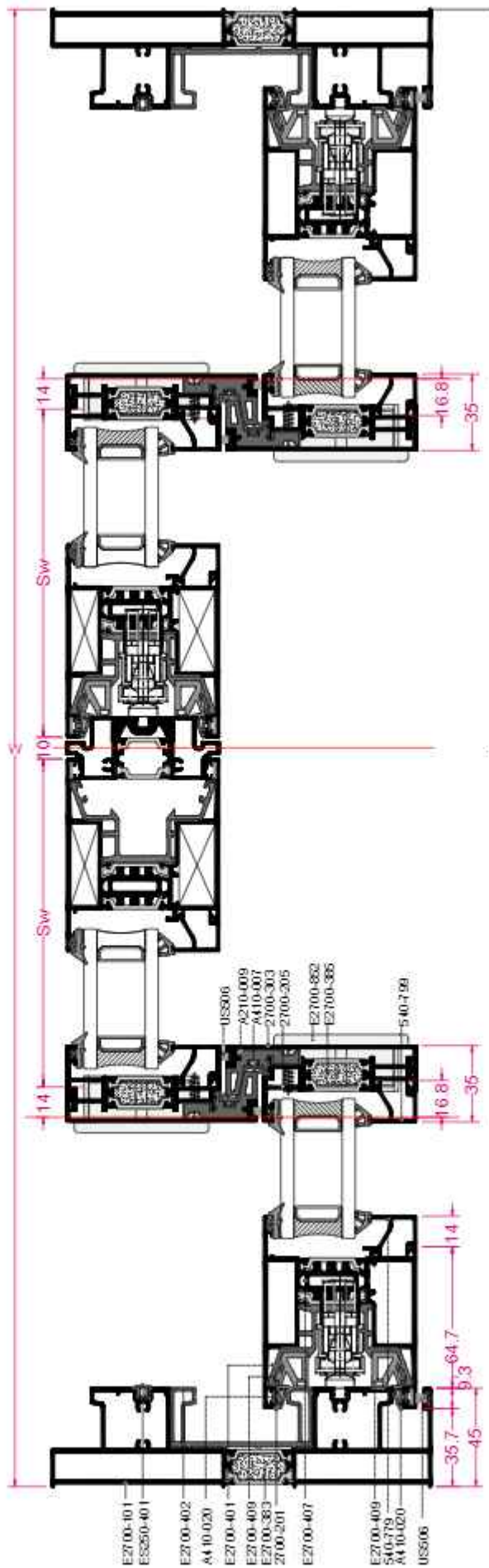
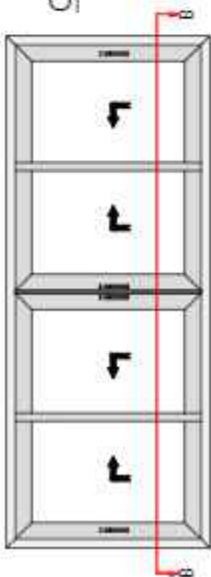
Code	Drawing	Description	Cutting angle & formula	Quantity	Remarks
A312-028		Upper central seal	-	1	Pcs
EA450-836		Cover for drainage hole	-	-	Pcs
E2700-857		Cover for central adapter	-	1	Pair
E2700-161		Crimping corner for Frame	-	4	Pcs
E2700-162		Crimping corner for Frame	-	4	Pcs
E2700-164		Crimping corner for Sash	-	4	Pcs
E2700-165		Crimping corner for Sash	-	4	Pcs
E510-207/U		Alignment corner	-	8	Pcs
E2700-171		Connector	-	4	Pcs
E2700-172		Connector	-	4	Pcs
E2700-383		Neocoat insulation bar for frame	2W+2H	-	m
E920-001GU		Stricking plate	-	4	Pcs
A)E922-104GU/6 B)E922-104GU/7 C)E922-104GU/A		Quadra lift & slide handle	-	2	Pcs
A)E923-101GU B)E923-103GU C)E923-104GU D)E923-106GU		Lift & slide mechanism	-	2	Pcs
A)E922-303GU/6 B)E922-303GU/7 C)E922-303GU/A		External finger handle	-	2	Pcs
E925-004GU		Stopper	-	2	Pcs
E923-205GU		Roller set	-	2	Pcs
E923-158GU		Plastic roller spacer	-	2	Pcs
E923-159GU		Plastic spacer	-	10	Pcs
A410-020		Gasket for sash	4Sh+8Sw	-	m















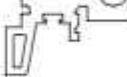





CUTTING CALCULATIONS OF QUADRUPLE MEETING STILE
 ΜΕΤΡΑ ΚΟΠΗΣ ΓΙΑ ΤΕΤΡΑΠΛΟ ΦΙΛΗΤΟ


















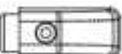
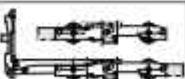



SCALE 1:2

CUTTING CALCULATIONS OF QUADRUPLE MEETING STILE
 ΜΕΤΡΑ ΚΟΠΗΣ ΓΙΑ ΤΕΤΡΑΦΥΛΛΟ ΦΙΛΗΤΟ

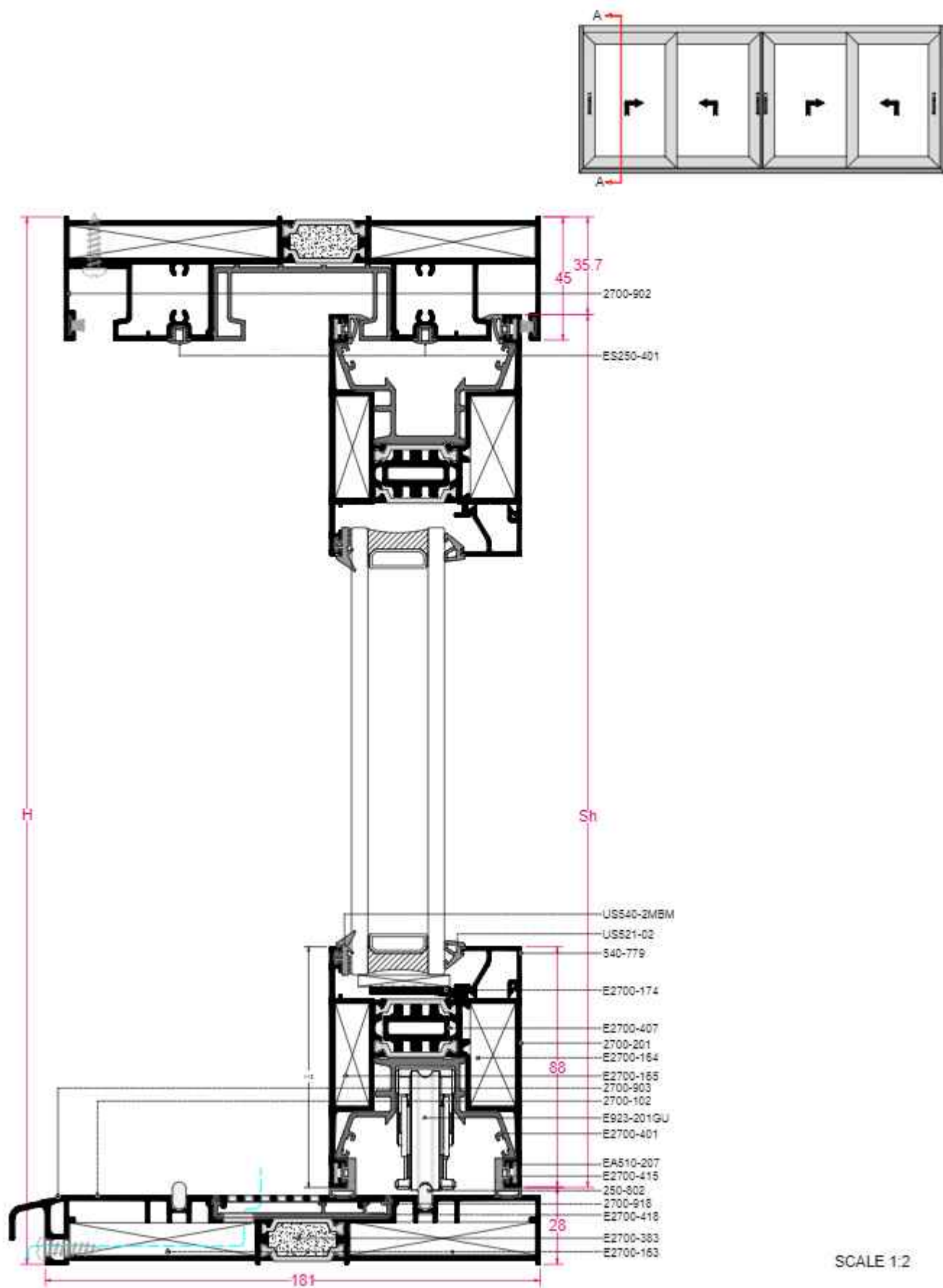


Code	Drawing	Description	Cutting angle & formula	Quantity	Remarks
2700-101		Frame width	$Fw=W$ $Fw=W$	2	Top/ Bottom
2700-101		Frame height	$Fh=H$ $Fh=H$	2	Right/ Left
2700-201		Sash width	$Sw=(W/4)-19$ $Sw=(W/4)-19$	4	Top/ Bottom
2700-201		Sash Height	$Sh=H-71.5$ $Sh=H-71.5$	2	Right/ Left
2700-205		Narrow sash Height	$Sh=H-71.5$ $Sh=H-71.5$	2	Right/ Left
2700-303		Interlock cover	$Sh=H-71.5$ $Sh=H-71.5$	2	Right/ Left
2700-902		Additional profile	$APw=W-34$	1	Top
540-779		Glazing bead	$GBw=Sw-72.5$	4	Top/ Bottom
540-779		Glazing bead	$GBh=Sh-176$	4	Right/ Left
2700-501		Central adapter	$CAh=Sh-70$	1	Mid
E2700-401		Pvc cover for Sash	Cut with sash	4	Top/ Bottom
E2700-401		Pvc cover for Sash	Cut with sash	2	Right/ Left
E2700-402		Pvc cover for Frame	Cut with Frame	4	Top/ Bottom
E2700-402		Pvc cover for Frame	Cut with Frame	4	Right/ Left
A210-009		Pvc for Interlock	Sh	2	Right/ Left
E2700-407		Internal plastic for sash	Cut with sash	4	Top/ Bottom Right/ Left
E2700-851		Stabilizer	-	16	Pcs
E2700-852		End cover for interlock	-	2	Pair
A312-021		End cover for interlock PVC	-	2	Pair
A312-025		Lower central seal	-	1	Pcs

Sections and material analysis - Τομές και ανάλυση υλικών

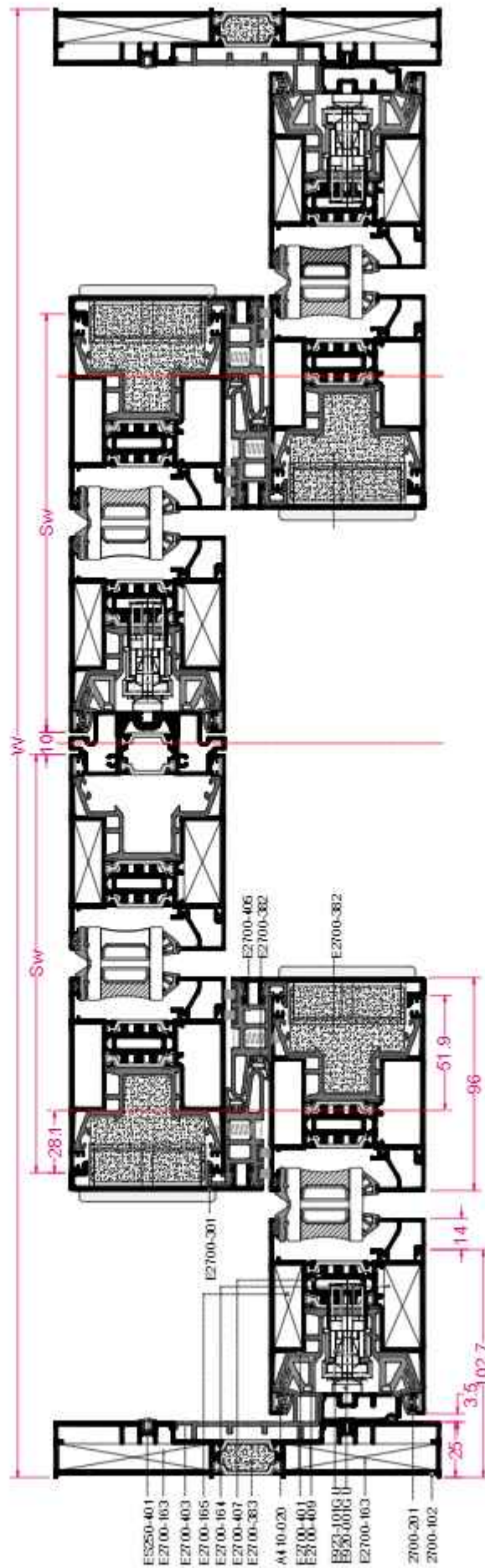
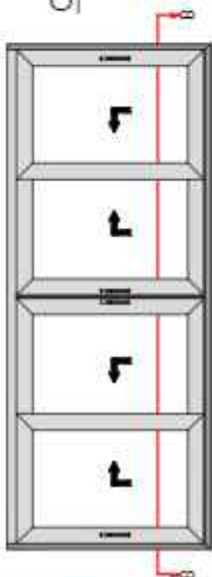
Code	Drawing	Description	Cutting angle & formula	Quantity	Remarks
A312-028		Upper central seal	-	1	Pcs
EA450-836		Cover for drainage hole	-	-	Pcs
E2700-857		Cover for central adapter	-	1	Pair
E2700-161		Crimping corner for Frame	-	4	Pcs
E2700-162		Crimping corner for Frame	-	4	Pcs
E2700-164		Crimping corner for Sash	-	4	Pcs
E2700-165		Crimping corner for Sash	-	4	Pcs
E510-207/U		Alignment corner	-	8	Pcs
E2700-171		Connector	-	4	Pcs
E2700-172		Connector	-	4	Pcs
E2700-383		Neocoat insulation bar for frame	$2W+2H$	-	m
E920-001GU		Striking plate	-	4	Pcs
A)E922-104GU/6 B)E922-104GU/7 C)E922-104GU/A		Quadra lift & slide handle	-	2	Pcs
A)E923-101GU B)E923-103GU C)E923-104GU D)E923-106GU		Lift & slide mechanism	-	2	Pcs
A)E922-303GU/6 B)E922-303GU/7 C)E922-303GU/A		External finger handle	-	2	Pcs
E925-004GU		Stopper	-	2	Pcs
E923-205GU		Roller set	-	2	Pcs
E923-158GU		Plastic roller spacer	-	2	Pcs
E923-159GU		Plastic spacer	-	10	Pcs
A410-020		Gasket for sash	$4Sh+8Sw$	-	m

CUTTING CALCULATIONS OF QUADRUPLE MEETING STILE
 ΜΕΤΡΑ ΚΟΠΗΣ ΓΙΑ ΤΕΤΡΑΠΛΟ ΦΙΛΗΤΟ























SCALE 1:2

CUTTING CALCULATIONS OF QUADRUPLE MEETING STILE
 ΜΕΤΡΑ ΚΟΠΗΣ ΓΙΑ ΤΕΤΡΑΦΥΛΛΟ ΦΙΛΗΤΟ



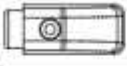











Sections and material analysis - Τομές και ανάλυση υλικών

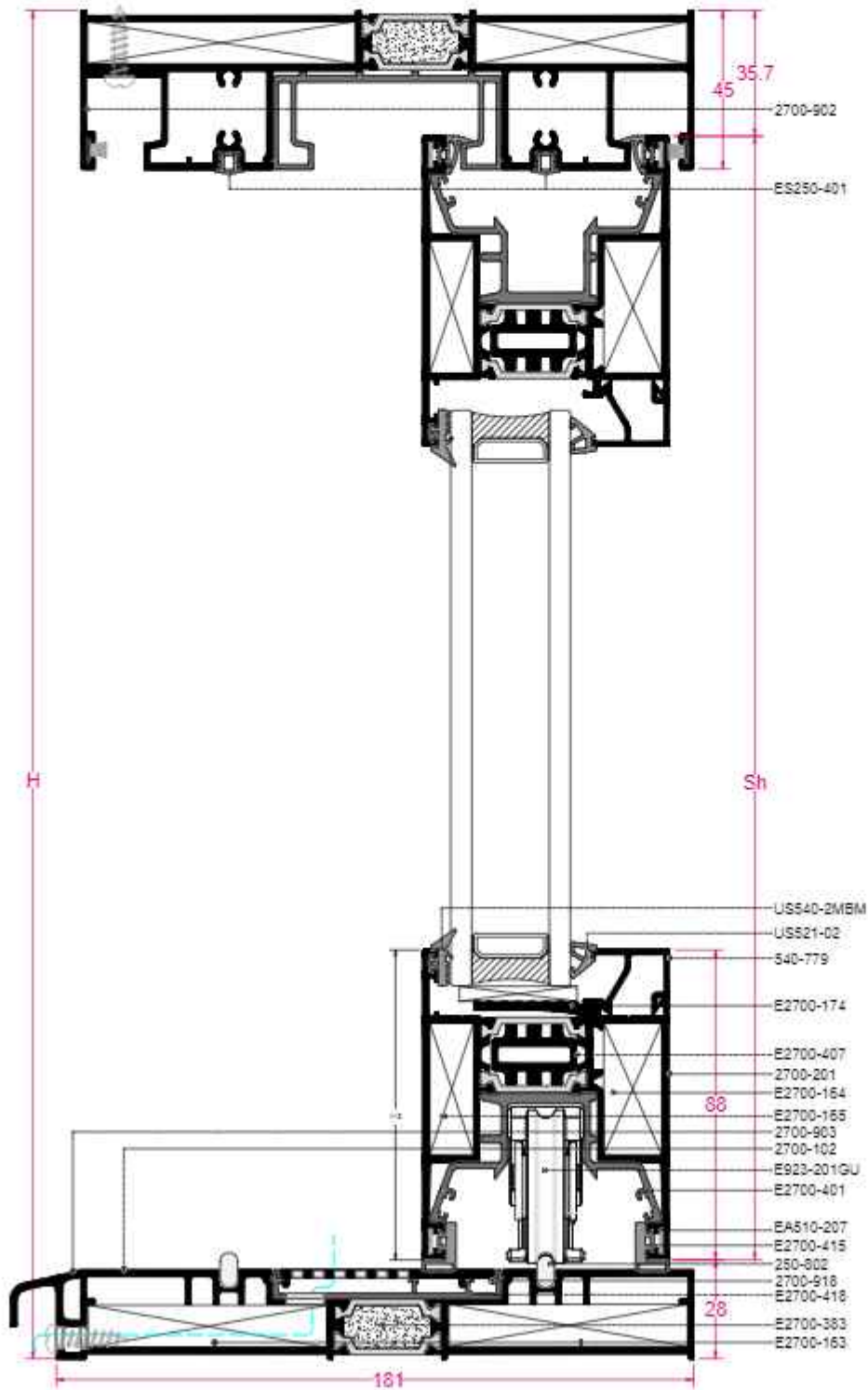
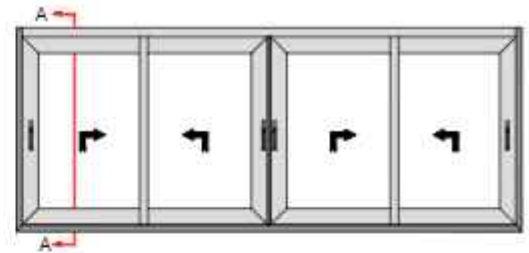
Code	Drawing	Description	Cutting angle & formula	Quantity	Remarks
2700-101		Frame width	$Fw=W-53$	1	Top
2700-102		Frame height	$Fh=H$ $Fh=H$	2	Right/ Left
2700-102		Frame width	Fw	1	Bottom
2700-201		Sash width	$Sw=(W/4)+23$ $Sw=(W/4)+23$	8	Top/ Bottom
2700-201		Sash Height	$Sh=H-64$ $Sh=H-64$	8	Right/ Left
2700-301		Interlock cover	$lh=H-64$ $lh=H-64$	4	Right/ Left
2700-918		Additional profile	$APw=W/2-70$	1	Bottom
2700-921		Additional profile	$APw=W/2-70$	1	Bottom
2700-901		Additional profile	$FAw= Fw-70$	2	Right/ Left
2700-501		Central adapter	$CAh=Sh-70$	1	Mid
2700-902		Additional profile	$APw=W-53$	1	Top
540-779		Glazing bead	$GBw=Sw-148$	4	Top/ Bottom
540-779		Glazing bead	$GBh=Sh-176$	4	Right/ Left
2700-903		Drainage profile	$RDw= W$	1	Bottom
E2700-401		Pvc cover for Sash	Cut with sash	4	Top/ Bottom
E2700-401		Pvc cover for Sash	Cut with sash	4	Right/ Left
E2700-402		Pvc cover for Frame	Cut with Frame	1	Top
E2700-403		Pvc cover for Frame	Cut with Frame	2	Right/ Left
E2700-418		Pvc cover for Frame	Cut with Frame	1	Bottom
E2700-405		Pvc cover for Interlock	Sh	2	Right/ Left

Code	Drawing	Description	Cutting angle & formula	Quantity	Remarks
A210-009		Pvc cover for interlock		4	Right/ Left
E2700-407		Internal plastic for sash	Cut with sash	4	Top/ Bottom Right/ Left
E2700-851		Stabilizer	-	16	Pcs
E2700-853		End cover for interlock	-	4	Pair
E2700-859		End cover for frame	-	1	Pair
A312-021		End cover for interlock PVC	-	4	Pair
E2700-857		Cover for central adapter	-	1	Pair
A312-026		Lower central seal	-	2	Pcs
A312-028		Upper central seal	-	2	Pcs
EA450-836		Cover for drainage hole	-	-	Pcs
E2700-161		Crimping corner for Frame	-	4	Pcs
E2700-162		Crimping corner for Frame	-	4	Pcs
E2700-164		Crimping corner for Sash	-	8	Pcs
E2700-165		Crimping corner for Sash	-	8	Pcs
E510-207/U		Alignment corner	-	16	Pcs
E2700-171		Connector	-	8	Pcs
E2700-172		Connector	-	8	Pcs
E2700-383		Neocoat insulation bar for frame	2W+2H	-	m
E920-001GU		Striking plate	-	6	Pcs
A)E922-104GU/6 B)E922-104GU/7 C)E922-104GU/A		Quadra lift & slide handle	-	4	Pcs

Sections and material analysis - Τομές και ανάλυση υλικών

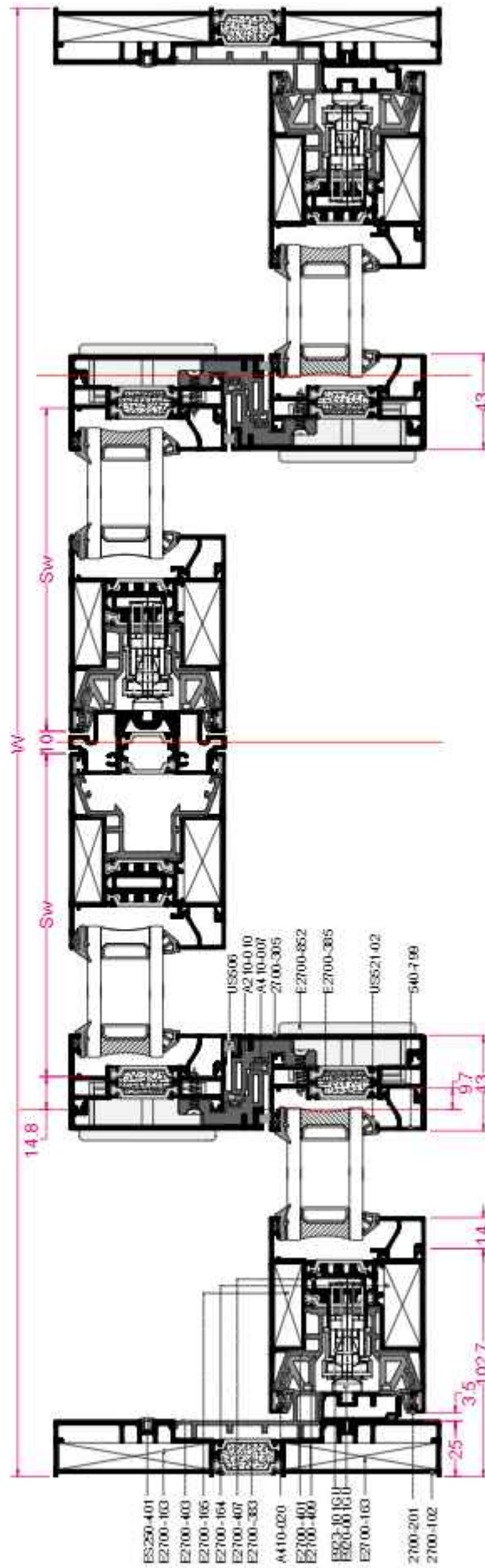
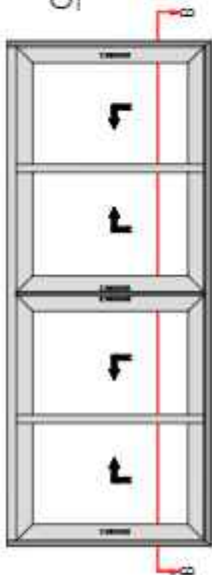
Code	Drawing	Description	Cutting angle & formula	Quantity	Remarks
A)E923-101GU B)E923-103GU C)E923-104GU D)E923-106GU		Lift & slide mechanism	-	4	Pcs
A)E922-303GU/6 B)E922-303GU/7 C)E922-303GU/A		External finger handle	-	4	Pcs
E925-004GU		Stopper	-	4	Pcs
E923-201GU		Roller set	-	4	Pcs
E923-159GU		Plastic spacer	-	15	Pcs
E923-158GU		Plastic roller spacer	-	3	Pcs
A410-020		Gasket for sash	8Sh+16Sw	-	m
E2700-409		Inside gasket for sash	8Sh+8Sw	-	m
A410-007		Gasket for interlock	4Sh	-	m
ES250-401		Cover gasket for rail	4W+4H	-	m
(A) US521-01 (B) US521-02 (C) US521-03		Glazing gasket	4Sh+4Sw	-	m
US530-1-7PRM		Glazing gasket	4Sh+4Sw	-	m
E2700-412		Additional gasket	2W+2H	-	m
US506-12FS		Brush	4Sh+2W+2H	-	m
E2700-415		Gasket for bottom sash	4Sw	-	m










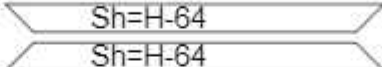



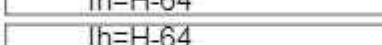

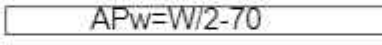



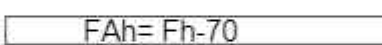

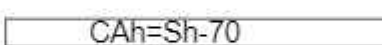

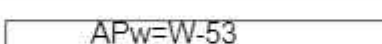

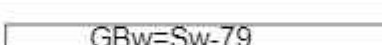




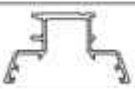




CUTTING CALCULATIONS OF QUADRUPLE MEETING STILE
 ΜΕΤΡΑ ΚΟΠΗΣ ΓΙΑ ΤΕΤΡΑΠΛΟ ΦΙΛΗΤΟ



SCALE 1:2















CUTTING CALCULATIONS OF QUADRUPLE MEETING STILE
 ΜΕΤΡΑ ΚΟΠΗΣ ΓΙΑ ΤΕΤΡΑΦΥΛΛΟ ΦΙΛΗΤΟ



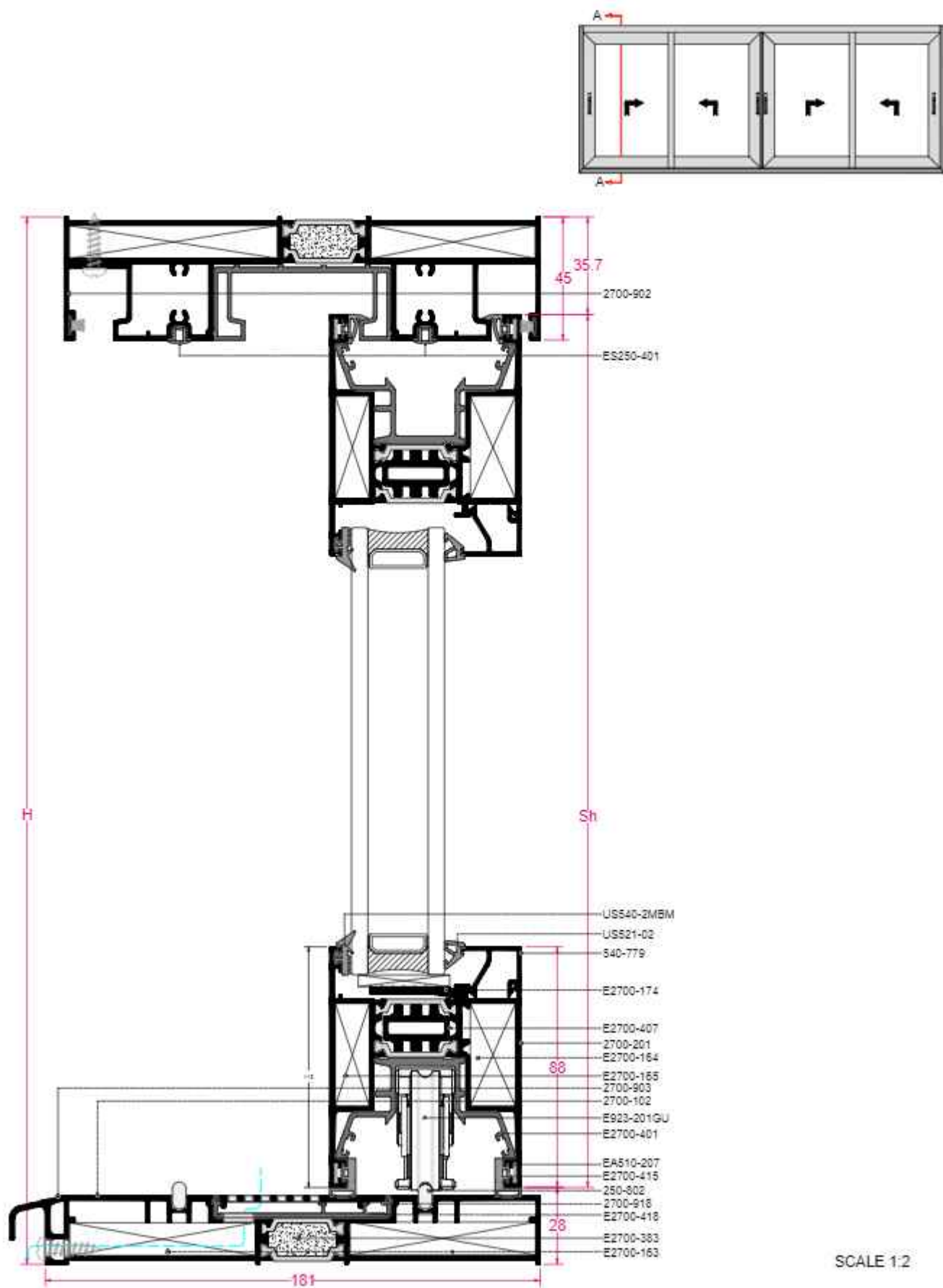
Code	Drawing	Description	Cutting angle & formula	Quantity	Remarks
2700-101		Frame width		1	Top
2700-102		Frame height		2	Right/ Left
2700-102		Frame width		1	Bottom
2700-201		Sash width		8	Top/ Bottom
2700-201		Sash Height		4	Right/ Left
2700-203		Narrow sash Height		4	Right/ Left
2700-305		Interlock cover		4	Right/ Left
2700-918		Additional profile		1	Bottom
2700-921		Additional profile		1	Bottom
2700-901		Additional profile		2	Right/ Left
2700-501		Central adapter		1	Mid
2700-902		Additional profile		1	Top
540-779		Glazing bead		4	Top/ Bottom
540-779		Glazing bead		4	Right/ Left
2700-903		Drainage profile		1	Bottom
E2700-401		Pvc cover for Sash	Cut with sash	4	Top/ Bottom
E2700-401		Pvc cover for Sash	Cut with sash	2	Right/ Left
E2700-402		Pvc cover for Frame	Cut with Frame	1	Top
E2700-403		Pvc cover for Frame	Cut with Frame	2	Right/ Left
E2700-418		Pvc cover for Frame	Cut with Frame	1	Bottom

Sections and material analysis - Τομές και ανάλυση υλικών

Code	Drawing	Description	Cutting angle & formula	Quantity	Remarks
A210-009		Pvc cover for interlock		4	Right/ Left
E2700-407		Internal plastic for sash	Cut with sash	4	Top/ Bottom Right/ Left
E2700-851		Stabilizer	-	16	Pcs
E2700-853		End cover for interlock	-	4	Pair
E2700-859		End cover for frame	-	1	Pair
A312-021		End cover for interlock PVC	-	4	Pair
E2700-857		Cover for central adapter	-	1	Pair
A312-026		Lower central seal	-	2	Pcs
A312-028		Upper central seal	-	2	Pcs
EA450-836		Cover for drainage hole	-	-	Pcs
E2700-161		Crimping corner for Frame	-	4	Pcs
E2700-162		Crimping corner for Frame	-	4	Pcs
E2700-164		Crimping corner for Sash	-	8	Pcs
E2700-165		Crimping corner for Sash	-	8	Pcs
E510-207/U		Alignment corner	-	16	Pcs
E2700-171		Connector	-	8	Pcs
E2700-172		Connector	-	8	Pcs
E2700-383		Neocoat insulation bar for frame	2W+2H	-	m
E920-001GU		Striking plate	-	6	Pcs
A)E922-104GU/6 B)E922-104GU/7 C)E922-104GU/A		Quadra lift & slide handle	-	4	Pcs

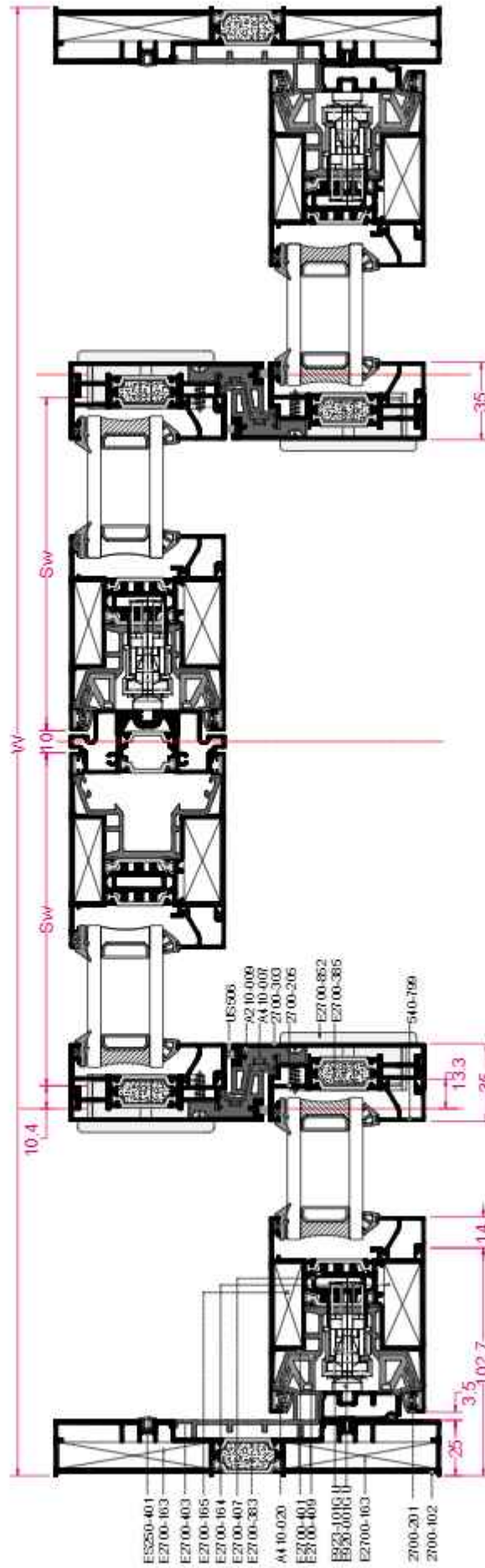
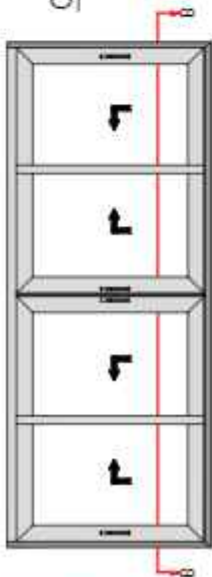
Code	Drawing	Description	Cutting angle & formula	Quantity	Remarks
A)E923-101GU B)E923-103GU C)E923-104GU D)E923-106GU		Lift & slide mechanism	-	4	Pcs
A)E922-303GU/6 B)E922-303GU/7 C)E922-303GU/A		External finger handle	-	4	Pcs
E925-004GU		Stopper	-	4	Pcs
E923-201GU		Roller set	-	4	Pcs
E923-159GU		Plastic spacer	-	15	Pcs
E923-158GU		Plastic roller spacer	-	3	Pcs
A410-020		Gasket for sash	8Sh+16Sw	-	m
E2700-409		Inside gasket for sash	8Sh+8Sw	-	m
A410-007		Gasket for interlock	4Sh	-	m
ES250-401		Cover gasket for rail	4W+4H	-	m
(A) US521-01 (B) US521-02 (C) US521-03		Glazing gasket	4Sh+4Sw	-	m
US530-1-7PRM		Glazing gasket	4Sh+4Sw	-	m
E2700-412		Additional gasket	2W+2H	-	m
US506-12FS		Brush	4Sh+2W+2H	-	m
E2700-415		Gasket for bottom sash	4Sw	-	m

CUTTING CALCULATIONS OF QUADRUPLE MEETING STILE
ΜΕΤΡΑ ΚΟΠΗΣ ΓΙΑ ΤΕΤΡΑΠΛΟ ΦΙΛΗΤΟ

















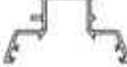





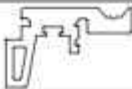

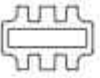


















SCALE 1:2

CUTTING CALCULATIONS OF QUADRUPLE MEETING STILE
 ΜΕΤΡΑ ΚΟΠΗΣ ΓΙΑ ΤΕΤΡΑΦΥΛΛΟ ΦΙΛΗΤΟ



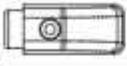












Sections and material analysis - Τομές και ανάλυση υλικών

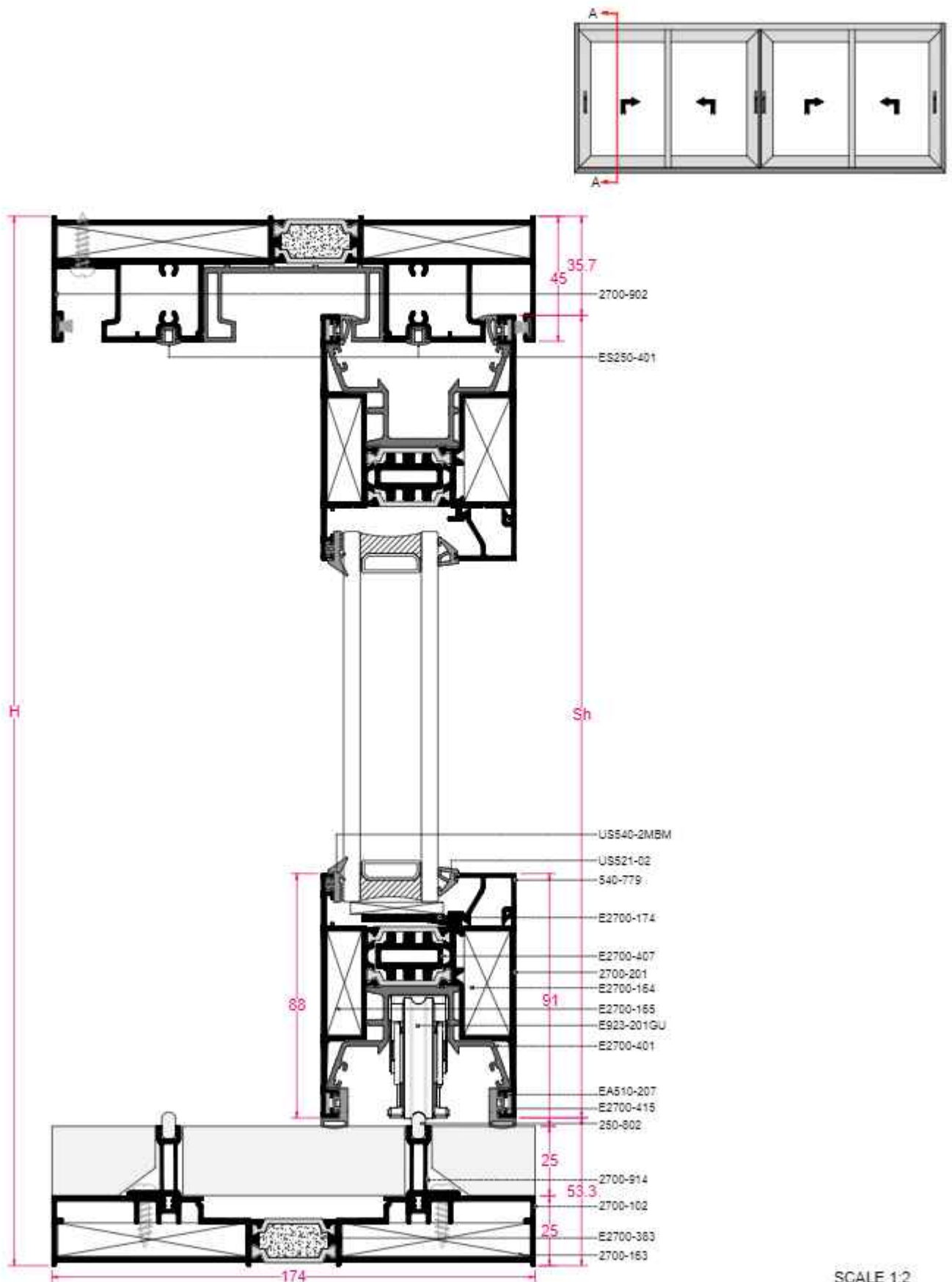
Code	Drawing	Description	Cutting angle & formula	Quantity	Remarks
2700-101		Frame width	$Fw=W-53$	1	Top
2700-102		Frame height	$Fh=H$ $Fh=H$	2	Right/ Left
2700-102		Frame width	Fw	1	Bottom
2700-201		Sash width	$Sw=(W/4)-15$ $Sw=(W/4)-15$	8	Top/ Bottom
2700-201		Sash Height	$Sh=H-64$ $Sh=H-64$	4	Right/ Left
2700-205		Narrow sash Height	$Sh=H-64$ $Sh=H-64$	2	Right/ Left
2700-303		Interlock cover	$lh=H-64$ $lh=H-64$	4	Right/ Left
2700-918		Additional profile	$APw=W/2-70$	1	Bottom
2700-921		Additional profile	$APw=W/2-70$	1	Bottom
2700-901		Additional profile	$FAh= Fh-70$	2	Right/ Left
2700-501		Central adapter	$CAh=Sh-70$	1	Mid
2700-902		Additional profile	$APw=W-53$	1	Top
540-779		Glazing bead	$GBw=Sw-72.5$	8	Top/ Bottom
540-779		Glazing bead	$GBh=Sh-176$	8	Right/ Left
2700-903		Drainage profile	$RDw= W$	1	Bottom
E2700-401		Pvc cover for Sash	Cut with sash	4	Top/ Bottom
E2700-401		Pvc cover for Sash	Cut with sash	2	Right/ Left
E2700-402		Pvc cover for Frame	Cut with Frame	1	Top
E2700-403		Pvc cover for Frame	Cut with Frame	2	Right/ Left
E2700-418		Pvc cover for Frame	Cut with Frame	1	Bottom

Code	Drawing	Description	Cutting angle & formula	Quantity	Remarks
A210-009		Pvc cover for interlock		4	Right/ Left
E2700-407		Internal plastic for sash	Cut with sash	4	Top/ Bottom Right/ Left
E2700-851		Stabilizer	-	16	Pcs
E2700-853		End cover for interlock	-	4	Pair
E2700-859		End cover for frame	-	1	Pair
A312-021		End cover for interlock PVC	-	4	Pair
E2700-857		Cover for central adapter	-	1	Pair
A312-026		Lower central seal	-	2	Pcs
A312-028		Upper central seal	-	2	Pcs
EA450-836		Cover for drainage hole	-	-	Pcs
E2700-161		Crimping corner for Frame	-	4	Pcs
E2700-162		Crimping corner for Frame	-	4	Pcs
E2700-164		Crimping corner for Sash	-	8	Pcs
E2700-165		Crimping corner for Sash	-	8	Pcs
E510-207/U		Alignment corner	-	16	Pcs
E2700-171		Connector	-	8	Pcs
E2700-172		Connector	-	8	Pcs
E2700-383		Neocoat insulation bar for frame	2W+2H	-	m
E920-001GU		Striking plate	-	6	Pcs
A)E922-104GU/6 B)E922-104GU/7 C)E922-104GU/A		Quadra lift & slide handle	-	4	Pcs

Sections and material analysis - Τομές και ανάλυση υλικών

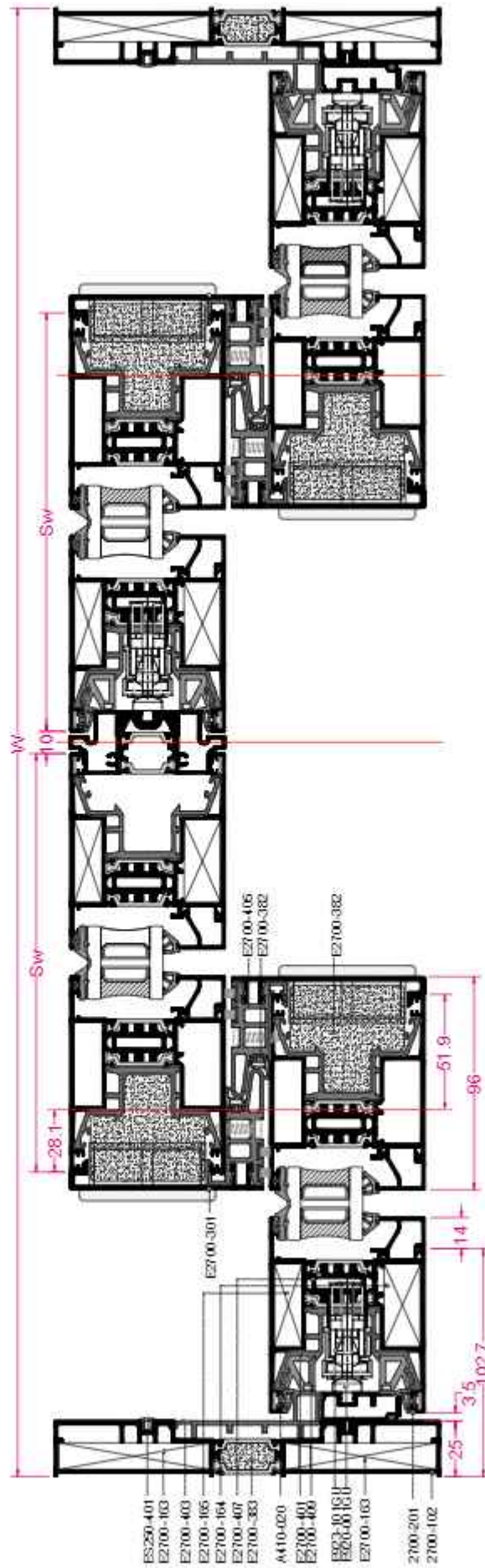
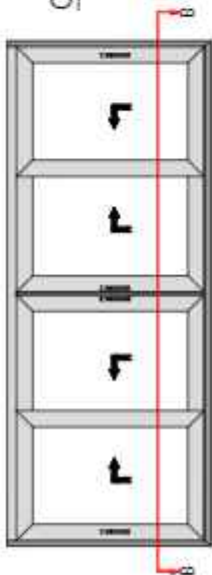
Code	Drawing	Description	Cutting angle & formula	Quantity	Remarks
A)E923-101GU B)E923-103GU C)E923-104GU D)E923-106GU		Lift & slide mechanism	-	4	Pcs
A)E922-303GU/6 B)E922-303GU/7 C)E922-303GU/A		External finger handle	-	4	Pcs
E925-004GU		Stopper	-	4	Pcs
E923-201GU		Roller set	-	4	Pcs
E923-159GU		Plastic spacer	-	15	Pcs
E923-158GU		Plastic roller spacer	-	3	Pcs
A410-020		Gasket for sash	8Sh+16Sw	-	m
E2700-409		Inside gasket for sash	8Sh+8Sw	-	m
A410-007		Gasket for interlock	4Sh	-	m
ES250-401		Cover gasket for rail	4W+4H	-	m
(A) US521-01 (B) US521-02 (C) US521-03		Glazing gasket	4Sh+4Sw	-	m
US530-1-7PRM		Glazing gasket	4Sh+4Sw	-	m
E2700-412		Additional gasket	2W+2H	-	m
US506-12FS		Brush	4Sh+2W+2H	-	m
E2700-415		Gasket for bottom sash	4Sw	-	m














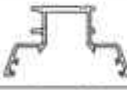
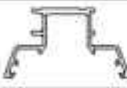





CUTTING CALCULATIONS OF QUADRUPLE MEETING STILE
 ΜΕΤΡΑ ΚΟΠΗΣ ΓΙΑ ΤΕΤΡΑΠΛΟ ΦΙΛΗΤΟ





















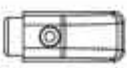

SCALE 1:2



CUTTING CALCULATIONS OF QUADRUPLE MEETING STILE
 ΜΕΤΡΑ ΚΟΠΗΣ ΓΙΑ ΤΕΤΡΑΦΥΛΛΟ ΦΙΛΗΤΟ



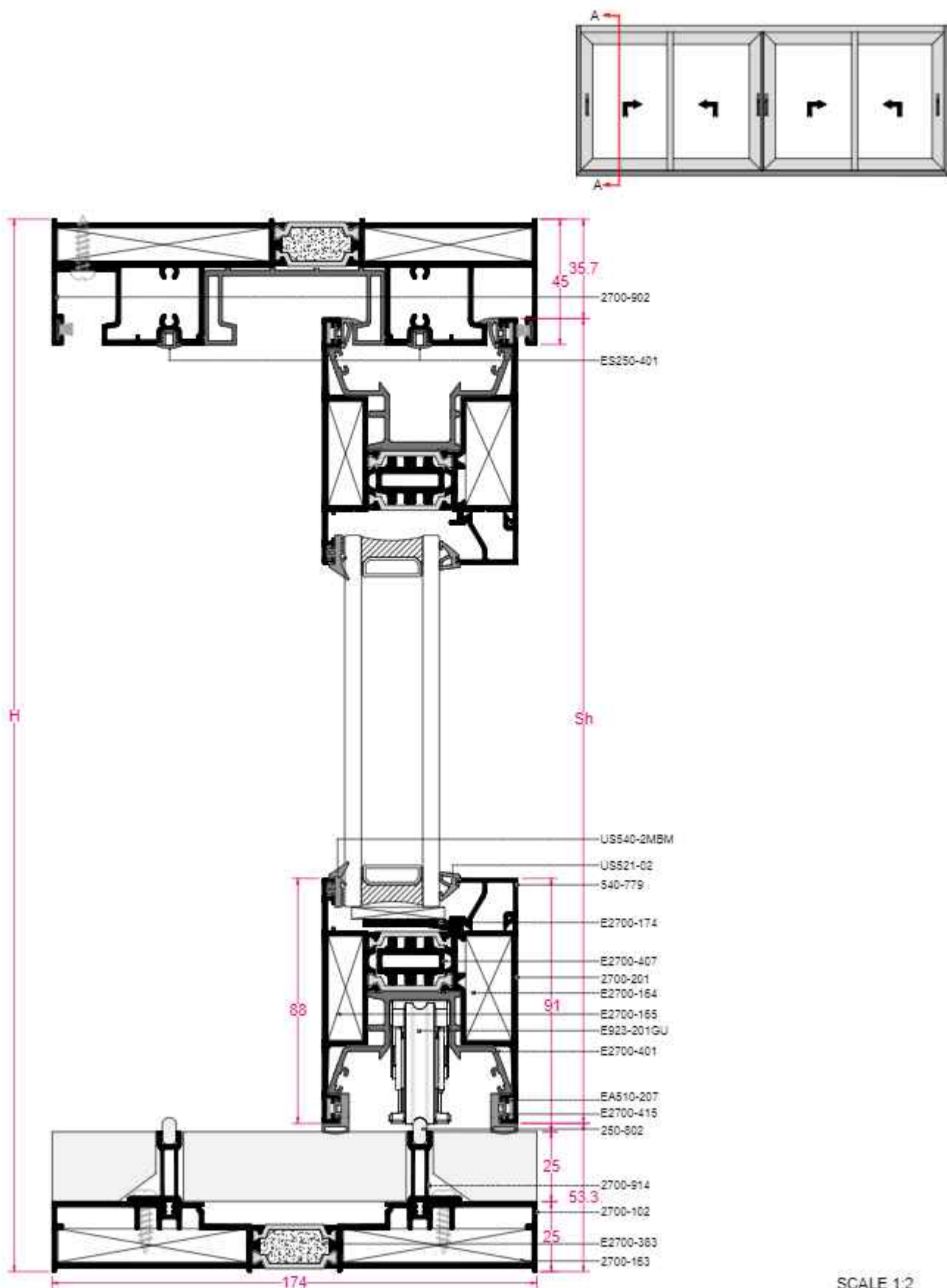
Code	Drawing	Description	Cutting angle & formula	Quantity	Remarks
2700-101		Frame width	$Fw=W-53$	1	Top
2700-102		Frame height	$Fh=H$ $Fh=H$	2	Right/ Left
2700-102		Frame width	Fw	1	Bottom
2700-201		Sash width	$Sw=(W/4)+23$ $Sw=(W/4)+23$	8	Top/ Bottom
2700-201		Sash Height	$Sh=H-89$ $Sh=H-89$	8	Right/ Left
2700-301		Interlock cover	$lh=H-89$ $lh=H-89$	4	Right/ Left
2700-914		Additional guide	$AGw=W-50$	2	Bottom
2700-901		Additional profile	$FAh= Fh-95$	2	Right/ Left
2700-501		Central adapter	$CAh=Sh-70$	1	Mid
2700-902		Additional profile	$APw=W-53$	1	Top
540-779		Glazing bead	$GBw=Sw-148$	8	Top/ Bottom
540-779		Glazing bead	$GBh=Sh-176$	8	Right/ Left
2700-903		Drainage profile	$RDw= W$	1	Bottom
E2700-401		Pvc cover for Sash	Cut with sash	8	Top/ Bottom
E2700-401		Pvc cover for Sash	Cut with sash	8	Right/ Left
E2700-402		Pvc cover for Frame	Cut with Frame	1	Top
E2700-403		Pvc cover for Frame	Cut with Frame	2	Right/ Left
E2700-405		Pvc cover for Interlock	Sh	4	Right/ Left
E2700-407		Internal plastic for sash	Cut with sash	8	Top/ Bottom Right/ Left
E2700-851		Stabilizer	-	16	Pcs

Sections and material analysis - Τομές και ανάλυση υλικών

Code	Drawing	Description	Cutting angle & formula	Quantity	Remarks
E2700-853		End cover for interlock	-	8	Pair
E2700-854		End cover for interlock PVC	-	4	Pair
E2700-964		Lower central seal	-	2	Pcs
A312-028		Upper central seal	-	2	Pcs
E2700-859		End cover for frame	-	1	Pair
E2700-857		Cover for central adapter	-	1	Pair
EA450-836		Cover for drainage hole	-	-	Pcs
E2700-161		Crimping corner for Frame	-	4	Pcs
E2700-162		Crimping corner for Frame	-	4	Pcs
E2700-164		Crimping corner for Sash	-	16	Pcs
E2700-165		Crimping corner for Sash	-	16	Pcs
E510-207/U		Alignment corner	-	32	Pcs
E2700-382		Neocoat insulation bar for interlock	2Sh	-	m
E2700-383		Neocoat insulation bar for frame	2W+2H	-	m
E920-001GU		Stricking plate	-	6	Pcs
A)E922-104GU/6 B)E922-104GU/7 C)E922-104GU/A		Quadra lift & slide handle	-	4	Pcs
A)E923-101GU B)E923-103GU C)E923-104GU D)E923-106GU		Lift & slide mechanism	-	4	Pcs
A)E922-303GU/6 B)E922-303GU/7 C)E922-303GU/A		External finger handle	-	4	Pcs
E925-004GU		Stopper	-	2	Pcs
E923-201GU		Roller set	-	4	Pcs

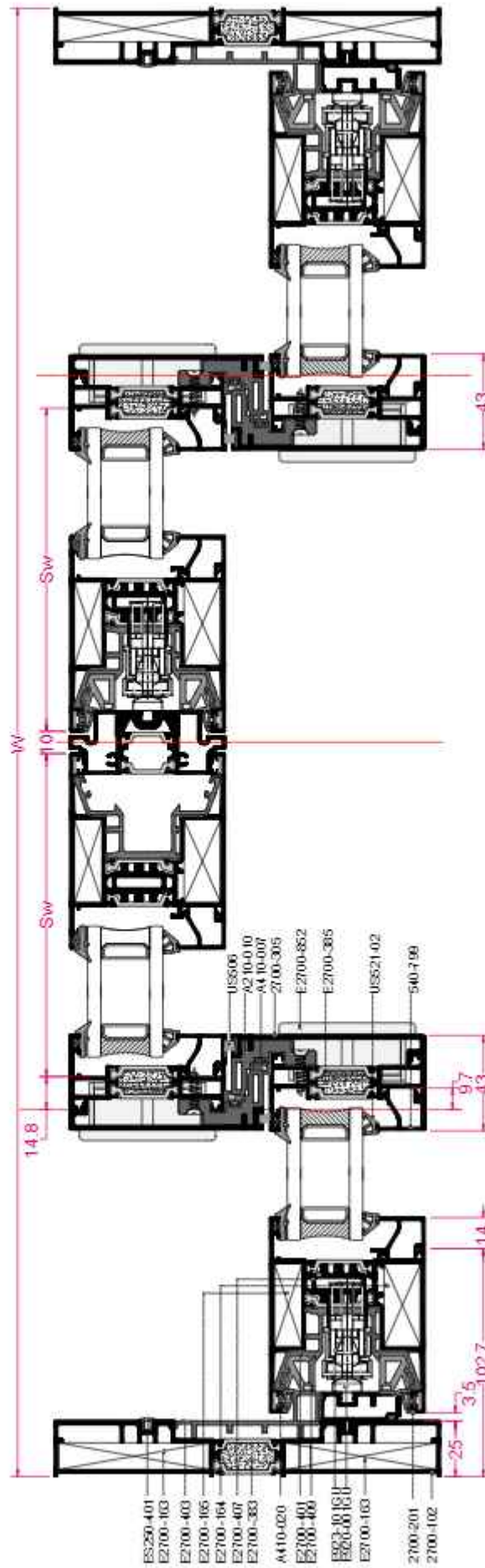
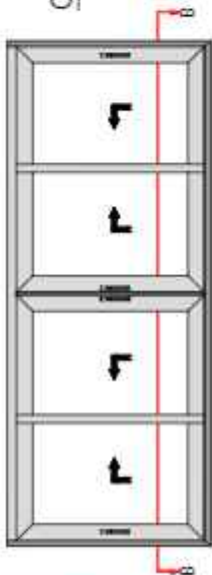
Code	Drawing	Description	Cutting angle & formula	Quantity	Remarks
E923-158GU		Plastic roller spacer	-	4	Pcs
E923-159GU		Plastic spacer	-	10	Pcs
A410-020		Gasket for sash	4Sh+8Sw	-	m
E2700-409		Inside gasket for sash	4Sh	-	m
E2700-415		Gasket for bottom sash	4Sw	-	m
E2700-411		Gasket for interlock	2Sh	-	m
ES250-401		Cover gasket for rail	4W+4H	-	m
(A) US521-01 (B) US521-02 (C) US521-03		Glazing gasket	4Sh+4Sw	-	m
US530-1-7PRM		Glazing gasket	4Sh+4Sw	-	m
E2700-412		Additional gasket	2W+2H	-	m
US506-12FS		Brush	4Sh+2W+2H	-	m

CUTTING CALCULATIONS OF QUADRUPLE MEETING STILE
ΜΕΤΡΑ ΚΟΠΗΣ ΓΙΑ ΤΕΤΡΑΠΛΟ ΦΙΛΗΤΟ










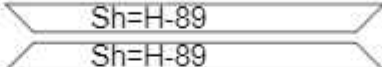



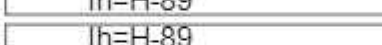

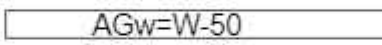

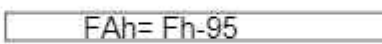

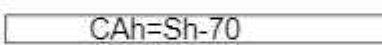

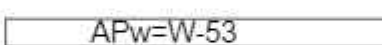

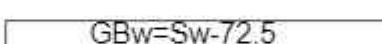

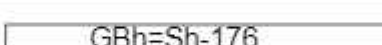


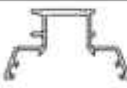




























SCALE 1:2

CUTTING CALCULATIONS OF QUADRUPLE MEETING STILE
 ΜΕΤΡΑ ΚΟΠΗΣ ΓΙΑ ΤΕΤΡΑΦΥΛΛΟ ΦΙΛΗΤΟ

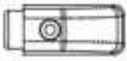











Sections and material analysis - Τομές και ανάλυση υλικών

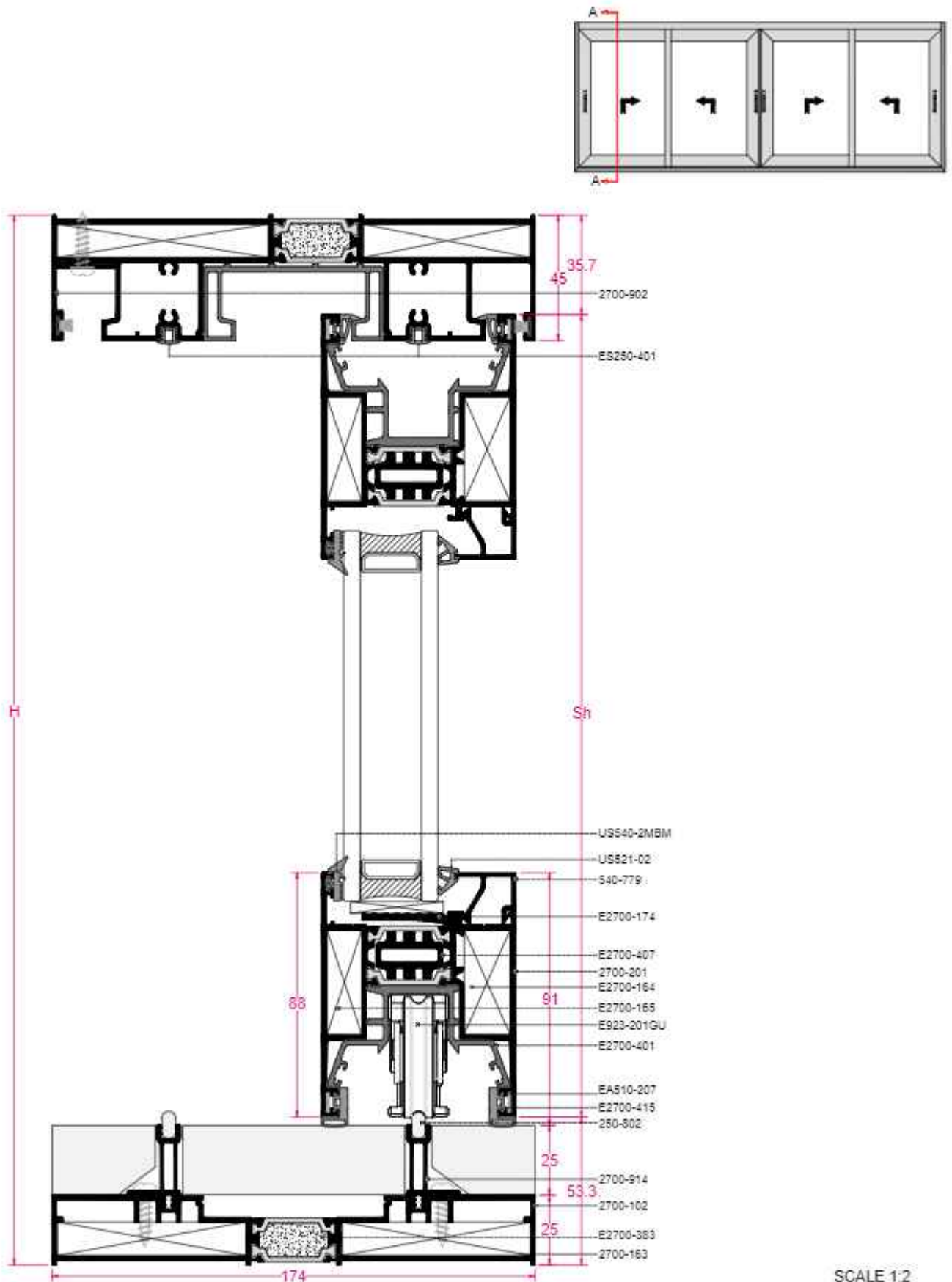
Code	Drawing	Description	Cutting angle & formula	Quantity	Remarks
2700-101		Frame width		1	Top
2700-102		Frame height		2	Right/ Left
2700-102		Frame width		1	Bottom
2700-201		Sash width		8	Top/ Bottom
2700-201		Sash Height		4	Right/ Left
2700-205		Narrow sash Height		2	Right/ Left
2700-303		Interlock cover		4	Right/ Left
2700-914		Additional guide		2	Bottom
2700-901		Additional profile		2	Right/ Left
2700-501		Central adapter		1	Mid
2700-902		Additional profile		1	Top
540-779		Glazing bead		8	Top/ Bottom
540-779		Glazing bead		8	Right/ Left
2700-903		Drainage profile		1	Bottom
E2700-401		Pvc cover for Sash	Cut with sash	4	Top/ Bottom
E2700-401		Pvc cover for Sash	Cut with sash	2	Right/ Left
E2700-402		Pvc cover for Frame	Cut with Frame	1	Top
E2700-403		Pvc cover for Frame	Cut with Frame	2	Right/ Left
A210-009		Pvc cover for Interlock		4	Right/ Left
E2700-407		Internal plastic for sash	Cut with sash	4	Top/ Bottom Right/ Left

Code	Drawing	Description	Cutting angle & formula	Quantity	Remarks
E2700-851		Stabilizer	-	16	Pcs
E2700-853		End cover for interlock	-	4	Pair
E2700-859		End cover for frame	-	1	Pair
A312-021		End cover for interlock PVC	-	4	Pair
E2700-857		Cover for central adapter	-	1	Pair
A312-026		Lower central seal	-	2	Pcs
A312-028		Upper central seal	-	2	Pcs
EA450-836		Cover for drainage hole	-	-	Pcs
E2700-161		Crimping corner for Frame	-	4	Pcs
E2700-162		Crimping corner for Frame	-	4	Pcs
E2700-164		Crimping corner for Sash	-	8	Pcs
E2700-165		Crimping corner for Sash	-	8	Pcs
E510-207/U		Alignment corner	-	16	Pcs
E2700-171		Connector	-	8	Pcs
E2700-172		Connector	-	8	Pcs
E2700-383		Neocoat insulation bar for frame	2W+2H	-	m
E920-001GU		Striking plate	-	6	Pcs
A)E922-104GU/6 B)E922-104GU/7 C)E922-104GU/A		Quadra lift & slide handle	-	4	Pcs
A)E923-101GU B)E923-103GU C)E923-104GU D)E923-106GU		Lift & slide mechanism	-	4	Pcs
A)E922-303GU/6 B)E922-303GU/7 C)E922-303GU/A		External finger handle	-	4	Pcs

Sections and material analysis - Τομές και ανάλυση υλικών

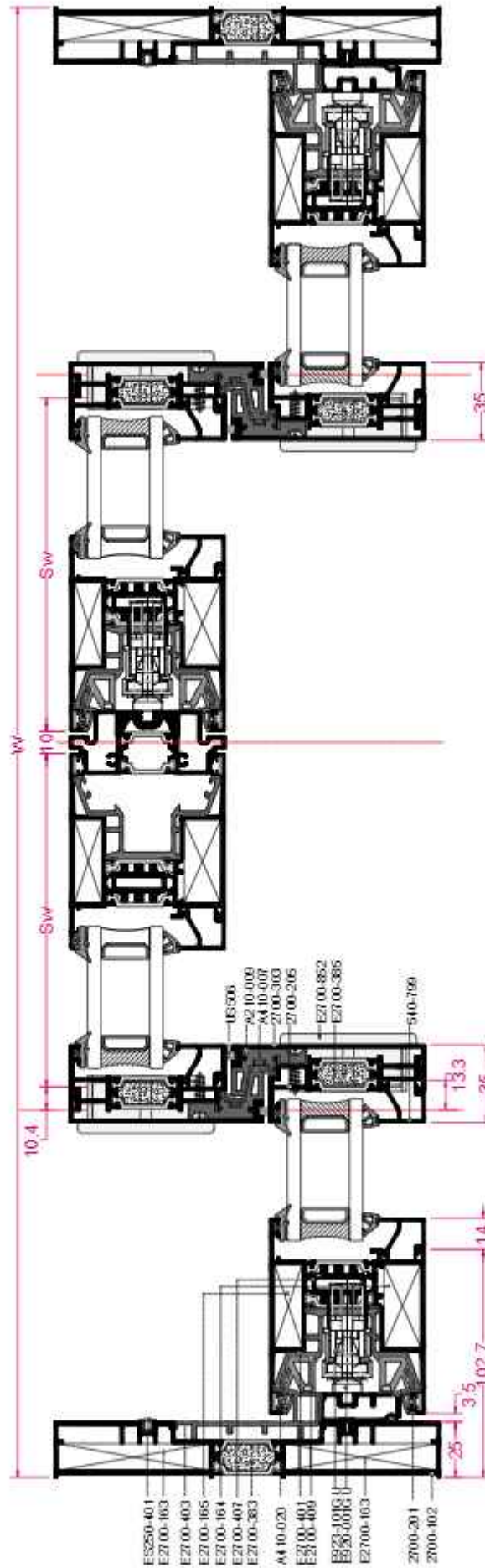
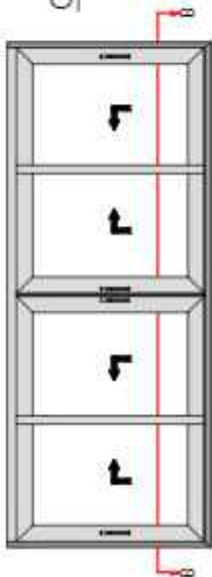
Code	Drawing	Description	Cutting angle & formula	Quantity	Remarks
E925-004GU		Stopper	-	4	Pcs
E923-201GU		Roller set	-	4	Pcs
E923-159GU		Plastic spacer	-	15	Pcs
E923-158GU		Plastic roller spacer	-	3	Pcs
A410-020		Gasket for sash	8Sh+16Sw	-	m
E2700-409		Inside gasket for sash	8Sh+8Sw	-	m
A410-007		Gasket for interlock	4Sh	-	m
ES250-401		Cover gasket for rail	4W+4H	-	m
(A) US521-01 (B) US521-02 (C) US521-03		Glazing gasket	4Sh+4Sw	-	m
US530-1-7PRM		Glazing gasket	4Sh+4Sw	-	m
E2700-412		Additional gasket	2W+2H	-	m
US506-12FS		Brush	4Sh+2W+2H	-	m
E2700-415		Gasket for bottom sash	4Sw	-	m
















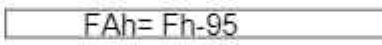



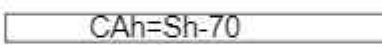

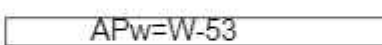

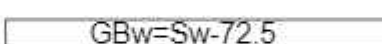

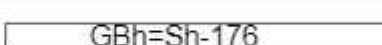

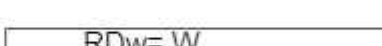
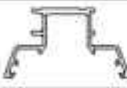
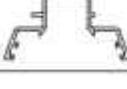

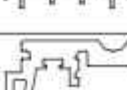

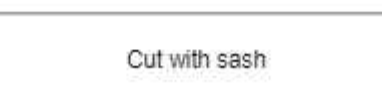

CUTTING CALCULATIONS OF QUADRUPLE MEETING STILE
 ΜΕΤΡΑ ΚΟΠΗΣ ΓΙΑ ΤΕΤΡΑΠΛΟ ΦΙΛΗΤΟ























SCALE 1:2



CUTTING CALCULATIONS OF QUADRUPLE MEETING STILE
 ΜΕΤΡΑ ΚΟΠΗΣ ΓΙΑ ΤΕΤΡΑΦΥΛΛΟ ΦΙΛΗΤΟ



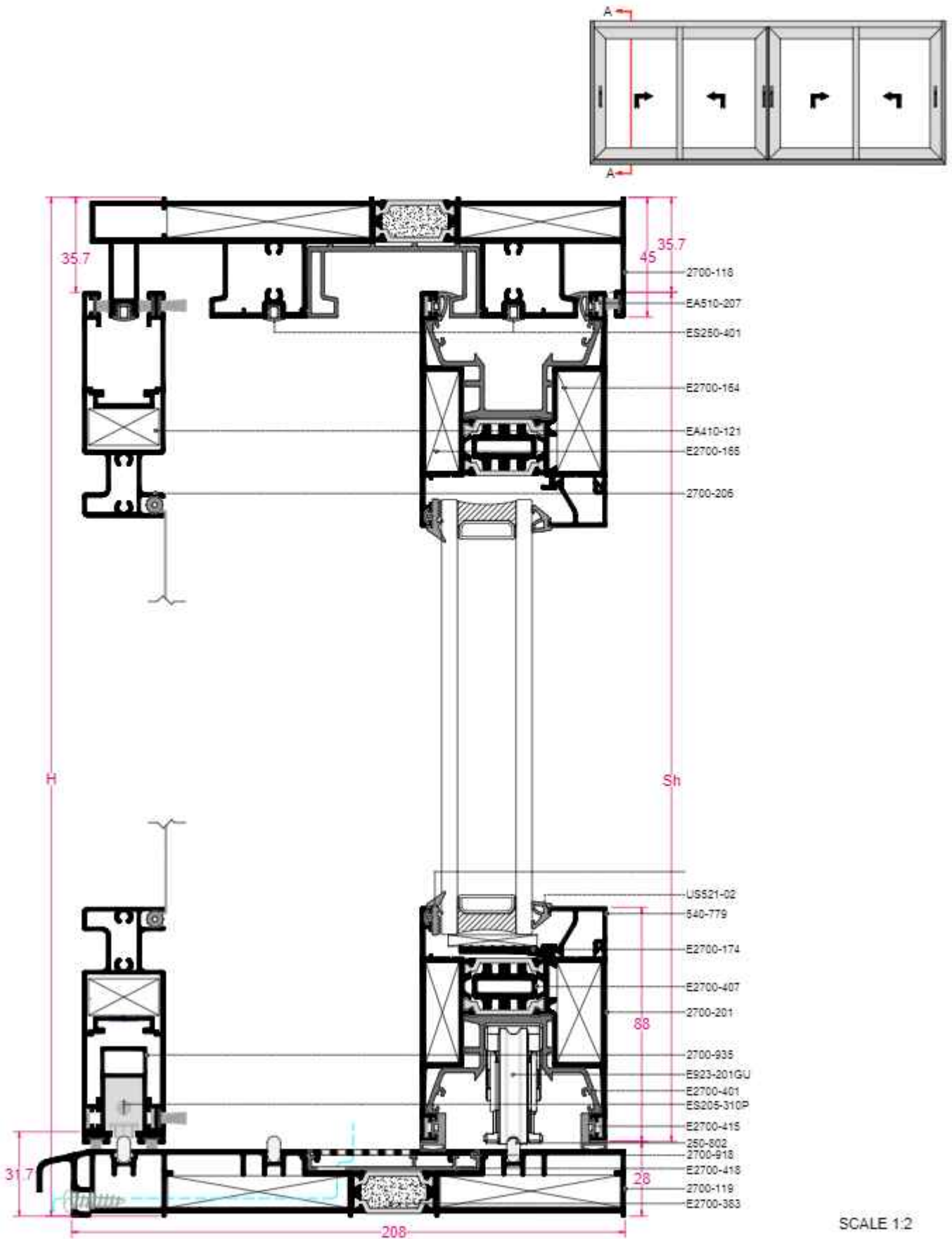
Code	Drawing	Description	Cutting angle & formula	Quantity	Remarks
2700-101		Frame width		1	Top
2700-102		Frame height		2	Right/ Left
2700-102		Frame width		1	Bottom
2700-201		Sash width		8	Top/ Bottom
2700-201		Sash Height		4	Right/ Left
2700-205		Narrow sash Height		4	Right/ Left
2700-303		Interlock cover		4	Right/ Left
2700-901		Additional profile		2	Right/ Left
2700-914		Additional guide		2	Bottom
2700-501		Central adapter		1	Mid
2700-902		Additional profile		1	Top
540-779		Glazing bead		8	Top/ Bottom
540-779		Glazing bead		8	Right/ Left
2700-903		Drainage profile		1	Bottom
E2700-401		Pvc cover for Sash	Cut with sash	8	Top/ Bottom
E2700-401		Pvc cover for Sash	Cut with sash	4	Right/ Left
E2700-402		Pvc cover for Frame	Cut with Frame	1	Top
E2700-403		Pvc cover for Frame	Cut with Frame	2	Right/ Left
A210-009		Pvc cover for Interlock		4	Right/ Left
E2700-407		Internal plastic for sash	Cut with sash	4	Top/ Bottom Right/ Left

Sections and material analysis - Τομές και ανάλυση υλικών

Code	Drawing	Description	Cutting angle & formula	Quantity	Remarks
E2700-851		Stabilizer	-	16	Pcs
E2700-853		End cover for interlock	-	8	Pair
E2700-859		End cover for frame	-	1	Pair
A312-021		End cover for interlock PVC	-	4	Pair
E2700-857		Cover for central adapter	-	1	Pair
A312-026		Lower central seal	-	2	Pcs
A312-028		Upper central seal	-	2	Pcs
EA450-836		Cover for drainage hole	-	-	Pcs
E2700-161		Crimping corner for Frame	-	4	Pcs
E2700-162		Crimping corner for Frame	-	4	Pcs
E2700-164		Crimping corner for Sash	-	8	Pcs
E2700-165		Crimping corner for Sash	-	8	Pcs
E510-207/U		Alignment corner	-	16	Pcs
E2700-171		Connector	-	8	Pcs
E2700-172		Connector	-	8	Pcs
E2700-383		Neocoat insulation bar for frame	2W+2H	-	m
E920-001GU		Striking plate	-	6	Pcs
A)E922-104GU/6 B)E922-104GU/7 C)E922-104GU/A		Quadra lift & slide handle	-	4	Pcs
A)E923-101GU B)E923-103GU C)E923-104GU D)E923-106GU		Lift & slide mechanism	-	4	Pcs
A)E922-303GU/6 B)E922-303GU/7 C)E922-303GU/A		External finger handle	-	4	Pcs

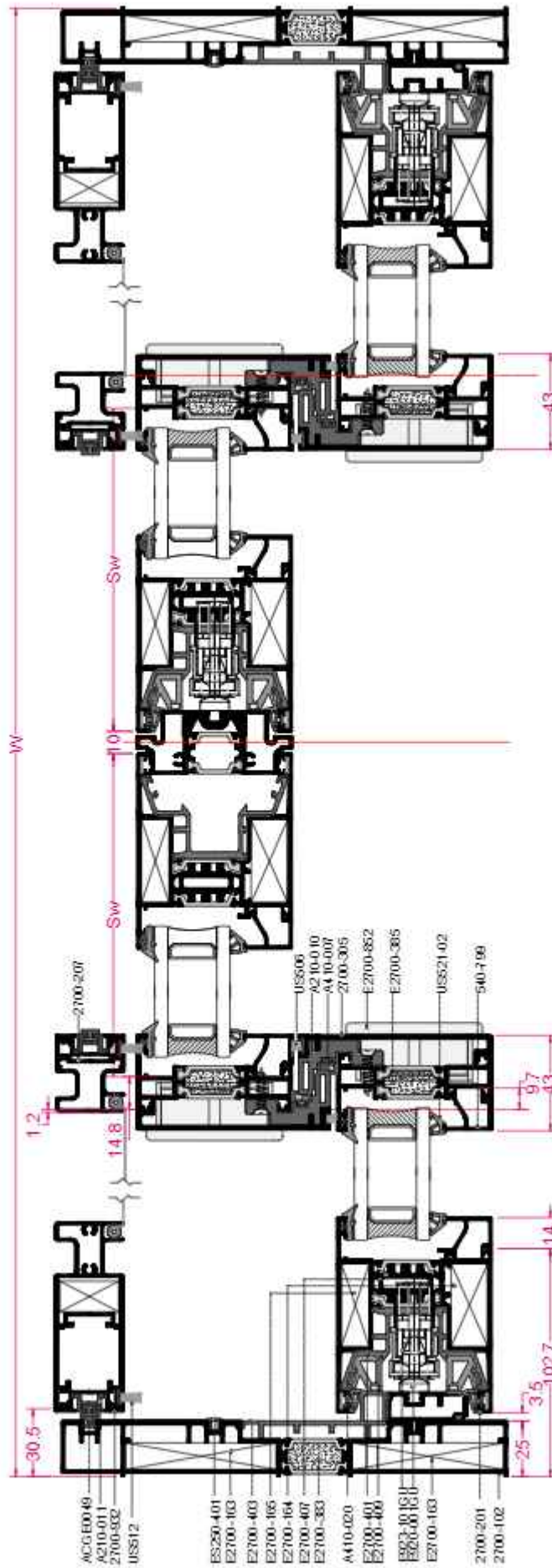
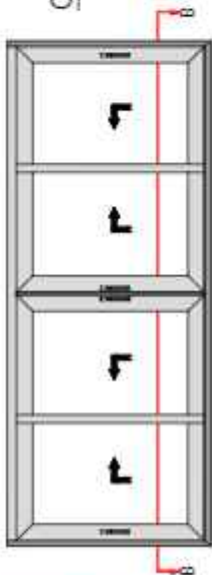
Code	Drawing	Description	Cutting angle & formula	Quantity	Remarks
E925-004GU		Stopper	-	4	Pcs
E923-201GU		Roller set	-	4	Pcs
E923-159GU		Plastic spacer	-	15	Pcs
E923-158GU		Plastic roller spacer	-	3	Pcs
A410-020		Gasket for sash	8Sh+16Sw	-	m
E2700-409		Inside gasket for sash	8Sh+8Sw	-	m
A410-007		Gasket for interlock	4Sh	-	m
ES250-401		Cover gasket for rail	4W+4H	-	m
(A) US521-01 (B) US521-02 (C) US521-03		Glazing gasket	4Sh+4Sw	-	m
US530-1-7PRM		Glazing gasket	4Sh+4Sw	-	m
E2700-412		Additional gasket	2W+2H	-	m
US506-12FS		Brush	4Sh+2W+2H	-	m
E2700-415		Gasket for bottom sash	4Sw	-	m

CUTTING CALCULATIONS OF QUADRUPLE MEETING STILE
ΜΕΤΡΑ ΚΟΠΗΣ ΓΙΑ ΤΕΤΡΑΠΛΟ ΦΙΛΗΤΟ
























SCALE 1:2

CUTTING CALCULATIONS OF QUADRUPLE MEETING STILE
 ΜΕΤΡΑ ΚΟΠΗΣ ΓΙΑ ΤΕΤΡΑΦΥΛΛΟ ΦΙΛΗΤΟ























Sections and material analysis - Τομές και ανάλυση υλικών

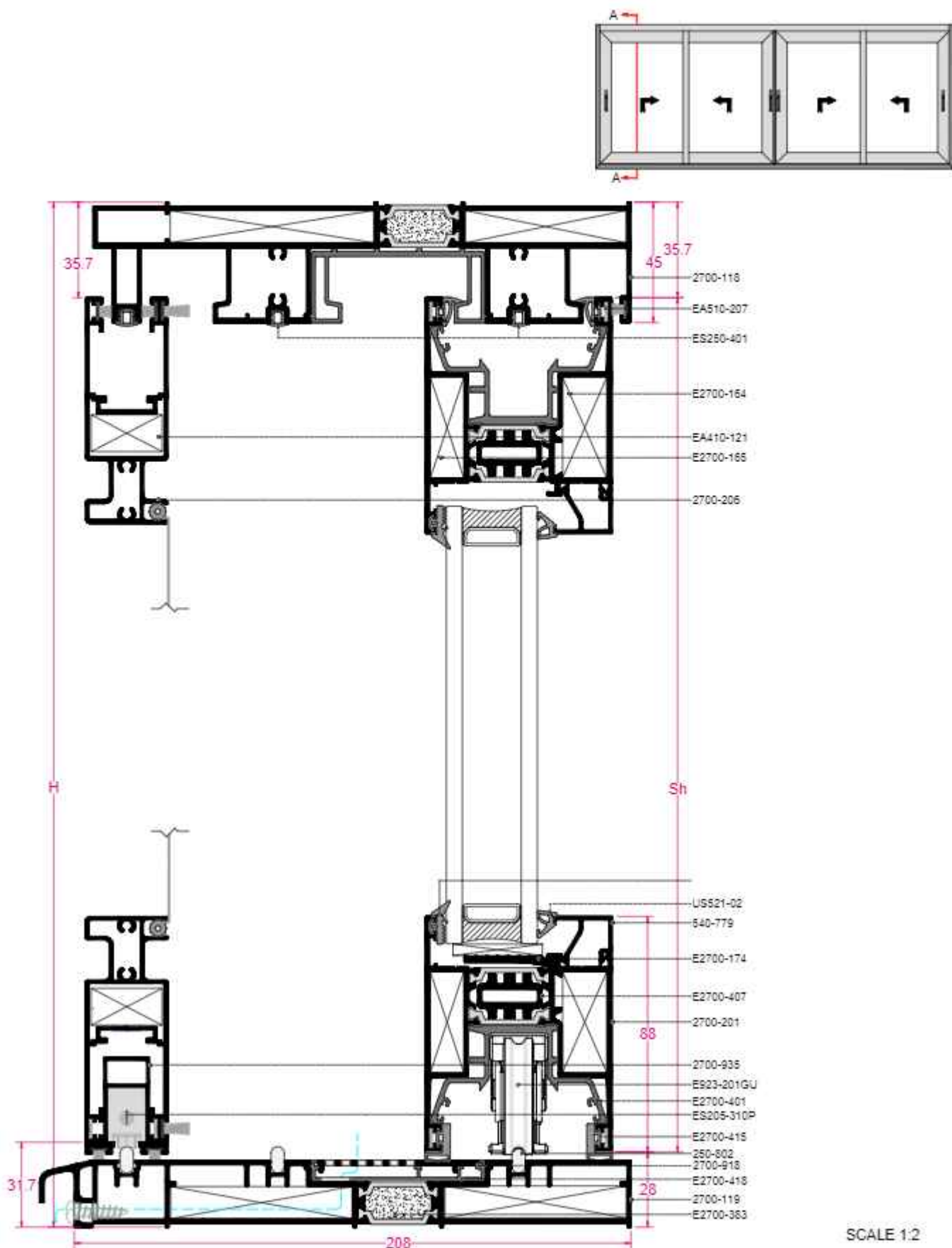
Code	Drawing	Description	Cutting angle & formula	Quantity	Remarks
2700-118		Frame width	$Fw=W-53$	1	Top
2700-119		Frame height	$Fh=H$ $Fh=H$	2	Right/ Left
2700-119		Frame width	Fw	1	Bottom
2700-201		Sash width	$Sw=(W/2)-19$ $Sw=(W/2)-19$	8	Top/ Bottom
2700-201		Sash Height	$Sh=H-64$ $Sh=H-64$	4	Right/ Left
2700-203		Narrow sash Height	$Sh=H-64$ $Sh=H-64$	4	Right/ Left
2700-305		Interlock cover	$lh=H-64$ $lh=H-64$	4	Right/ Left
2700-918		Additional profile	$APw=W/2-70$	1	Bottom
2700-921		Additional profile	$APw=W/2-70$	1	Bottom
2700-901		Additional profile	$FAw= Fw-70$	2	Right/ Left
2700-206		Screen Sash width	$SSw=(W/4)-32$ $SSw=(W/4)-32$	4	Top/ Bottom
2700-206		Screen Sash Height	$SSh=H-68$ $SSh=H-68$	2	Right/ Left
2700-207		Screen Sash Height	$NMSh= SSh-16$	2	Right/ Left
2700-935		Additional profile	SSw	1	Bottom
2700-932		Additional profile	SSh	2	Right/ Left
540-779		Glazing bead	$GBw=Sw-79$	8	Top/ Bottom
540-779		Glazing bead	$GBh=Sh-176$	8	Right/ Left
2700-903		Drainage profile	$RDw= W$	1	Bottom
E2700-401		Pvc cover for Sash	Cut with sash	8	Top/ Bottom
E2700-401		Pvc cover for Sash	Cut with sash	4	Right/ Left

Code	Drawing	Description	Cutting angle & formula	Quantity	Remarks
E2700-402		Pvc cover for Frame	Cut with Frame	1	Top
E2700-403		Pvc cover for Frame	Cut with Frame	2	Right/ Left
E2700-418		Pvc cover for Frame	Cut with Frame	1	Bottom
A210-010		Pvc cover for Interlock		4	Right/ Left
E2700-407		Internal plastic for sash	Cut with sash	8	Top/ Bottom Right/ Left
E2700-851		Stabilizer	-	32	Pcs
E2700-853		End cover for interlock	-	4	Pair
A312-022		End cover for interlock PVC	-	4	Pair
A312-024		End cover for Mosq. Screen	-	2	Kit
A312-023		End cover for frame	-	1	Pair
A312-026		Lower central seal	-	2	Pcs
A312-028		Upper central seal	-	2	Pcs
EA450-836		Cover for drainage hole	-	-	Pcs
E2700-161		Crimping corner for Frame	-	4	Pcs
E2700-162		Crimping corner for Frame	-	4	Pcs
E2700-164		Crimping corner for Sash	-	8	Pcs
E2700-165		Crimping corner for Sash	-	8	Pcs
E510-207/U		Aligment corner	-	16	Pcs
E2700-171		Connector	-	8	Pcs
E2700-172		Connector	-	8	Pcs

Sections and material analysis - Τομές και ανάλυση υλικών

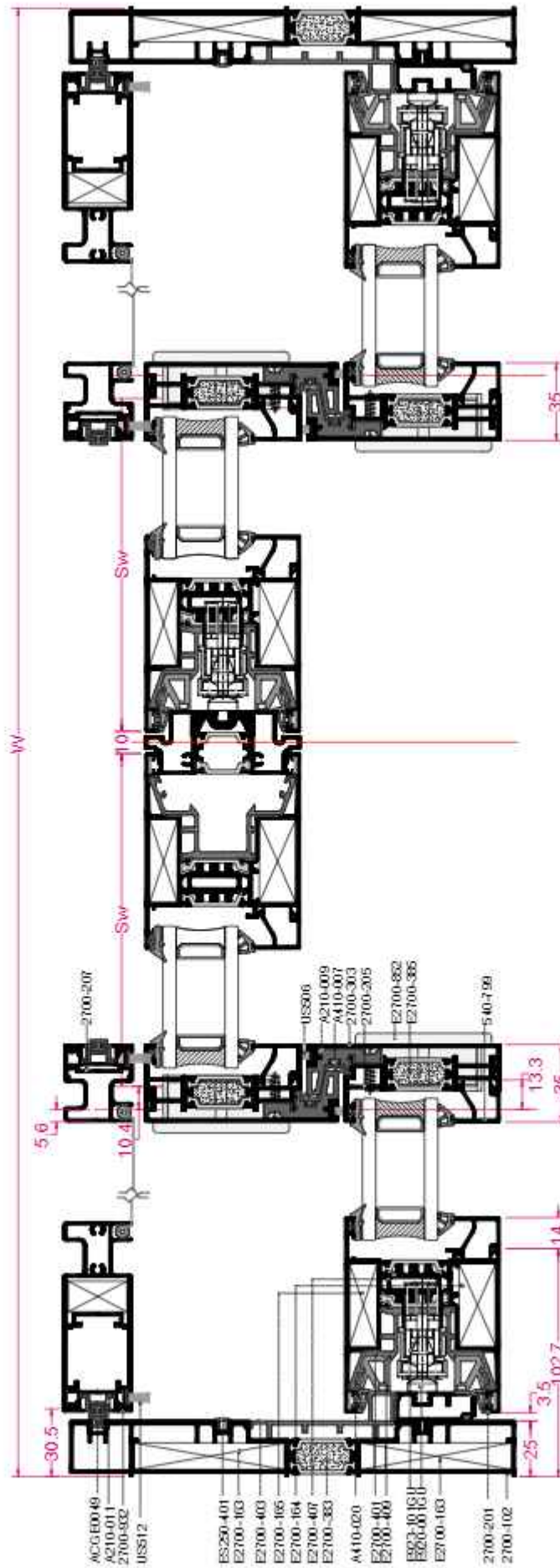
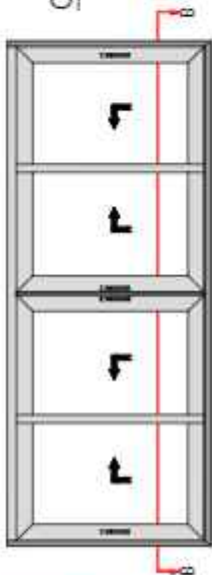
Code	Drawing	Description	Cutting angle & formula	Quantity	Remarks
E410-121		Corner for screen sash	-	4	Pcs
ES205-310P		Roller for screen sash	-	4	Pcs
E2700-383		Neocoat insulation bar for frame	2W+2H	-	m
E920-001GU		Stricking plate	-	6	Pcs
A)E922-104GU/6 B)E922-104GU/7 C)E922-104GU/A		Quadra lift & slide handle	-	4	Pcs
A)E923-101GU B)E923-103GU C)E923-104GU D)E923-106GU		Lift & slide mechanism	-	4	Pcs
A)E922-303GU/6 B)E922-303GU/7 C)E922-303GU/A		External finger handle	-	4	Pcs
E925-004GU		Stopper	-	2	Pcs
E923-201GU		Roller set	-	4	Pcs
E923-159GU		Plastic spacer	-	20	Pcs
E923-158GU		Plastic roller spacer	-	4	Pcs
A410-020		Gasket for sash	4Sh+8Sw	-	m
E2700-409		Inside gasket for sash	4Sh+4Sw	-	m
A410-007		Gasket for interlock	2Sh	-	m
ES250-401		Cover gasket for rail	4W+4H	-	m
(A) US521-01 (B) US521-02 (C) US521-03		Glazing gasket	4Sh+4Sw	-	m
US530-1-7PRM		Glazing gasket	4Sh+4Sw	-	m
E2700-412		Additional gasket	2W+2H	-	m
US506-12FS		Brush	4Sh+2W+2H	-	m
US550-3PRA/M		Screen gasket	2Sh+2Sw	-	m

CUTTING CALCULATIONS OF QUADRUPLE MEETING STILE
ΜΕΤΡΑ ΚΟΠΗΣ ΓΙΑ ΤΕΤΡΑΠΛΟ ΦΙΛΗΤΟ
























SCALE 1:2

CUTTING CALCULATIONS OF QUADRUPLE MEETING STILE
 ΜΕΤΡΑ ΚΟΠΗΣ ΓΙΑ ΤΕΤΡΑΦΥΛΛΟ ΦΙΛΗΤΟ























Sections and material analysis - Τομές και ανάλυση υλικών

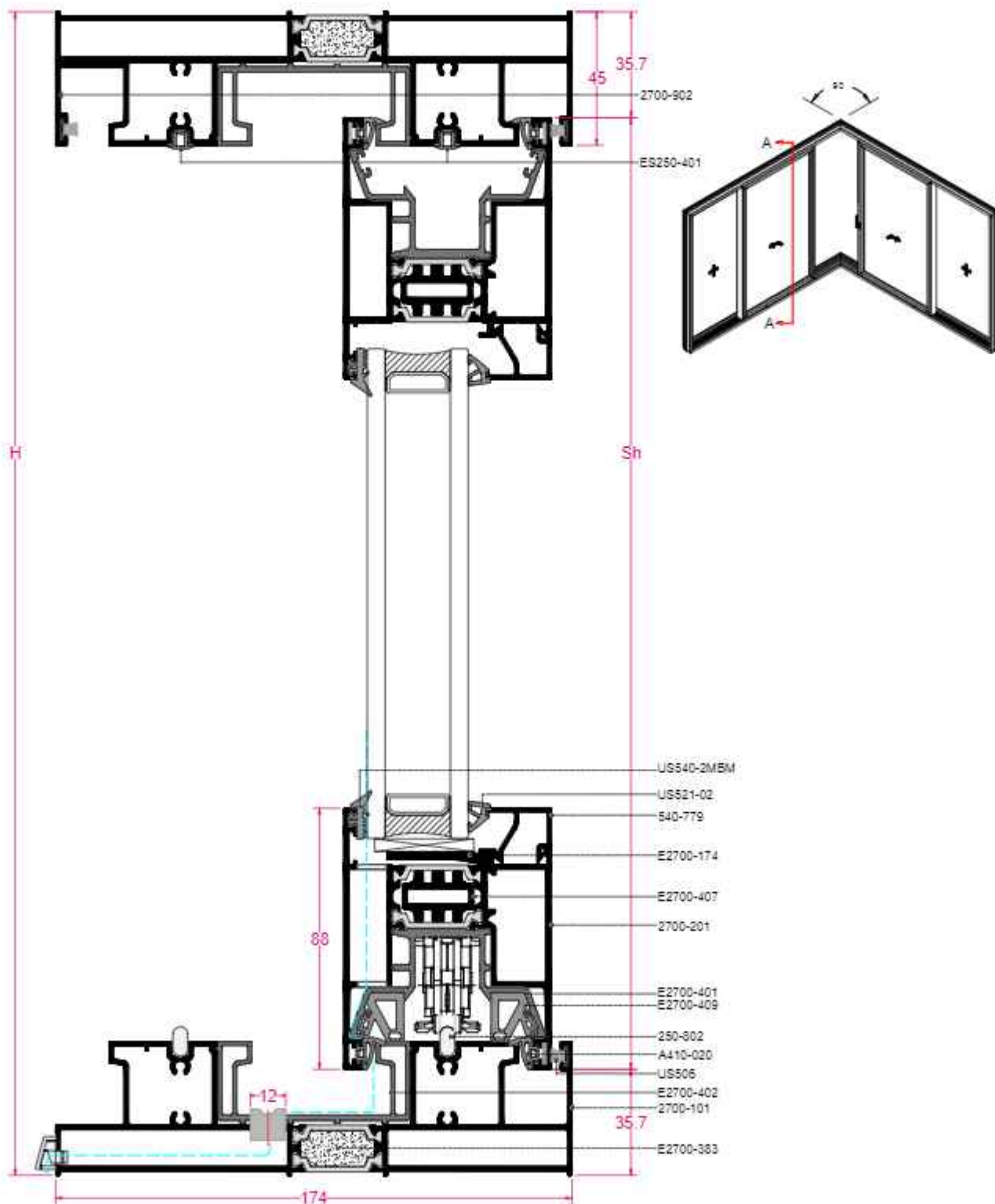
Code	Drawing	Description	Cutting angle & formula	Quantity	Remarks
2700-118		Frame width	$Fw=W-53$	1	Top
2700-119		Frame height	$Fh=H$ $Fh=H$	2	Right/ Left
2700-119		Frame width	Fw	1	Bottom
2700-201		Sash width	$Sw=(W/4)-15$ $Sw=(W/4)-15$	8	Top/ Bottom
2700-201		Sash Height	$Sh=H-64$ $Sh=H-64$	4	Right/ Left
2700-205		Narrow sash Height	$Sh=H-64$ $Sh=H-64$	4	Right/ Left
2700-303		Interlock cover	$lh=H-64$ $lh=H-64$	4	Right/ Left
2700-918		Additional profile	$APw=W/2-70$	1	Bottom
2700-921		Additional profile	$APw=W/2-70$	1	Bottom
2700-901		Additional profile	$FAw= Fw-70$	2	Right/ Left
2700-206		Screen Sash width	$SSw=(W/4)-36$ $SSw=(W/4)-36$	4	Top/ Bottom
2700-206		Screen Sash Height	$SSh=H-68$ $SSh=H-68$	2	Right/ Left
2700-207		Screen Sash Height	$NMSh= SSh-16$	2	Right/ Left
2700-935		Additional profile	SSw	2	Bottom
2700-932		Additional profile	SSh	4	Right/ Left
540-779		Glazing bead	$GBw=Sw-72.5$	8	Top/ Bottom
540-779		Glazing bead	$GBh=Sh-176$	8	Right/ Left
2700-903		Drainage profile	$RDw= W$	1	Bottom
E2700-401		Pvc cover for Sash	Cut with sash	8	Top/ Bottom
E2700-401		Pvc cover for Sash	Cut with sash	4	Right/ Left

Code	Drawing	Description	Cutting angle & formula	Quantity	Remarks
E2700-402		Pvc cover for Frame	Cut with Frame	1	Top
E2700-403		Pvc cover for Frame	Cut with Frame	2	Right/ Left
E2700-418		Pvc cover for Frame	Cut with Frame	1	Bottom
A210-009		Pvc cover for Interlock		4	Right/ Left
E2700-407		Internal plastic for sash	Cut with sash	8	Top/ Bottom Right/ Left
E2700-851		Stabilizer	-	32	Pcs
E2700-853		End cover for interlock	-	4	Pair
A312-024		End cover for Mosq. Screen	-	2	Kit
A312-023		End cover for frame	-	1	Pair
A312-021		End cover for interlock PVC	-	4	Pair
A312-026		Lower central seal	-	2	Pcs
A312-028		Upper central seal	-	2	Pcs
EA450-836		Cover for drainage hole	-	-	Pcs
E2700-161		Crimping corner for Frame	-	4	Pcs
E2700-162		Crimping corner for Frame	-	4	Pcs
E2700-164		Crimping corner for Sash	-	8	Pcs
E2700-165		Crimping corner for Sash	-	8	Pcs
E510-207/U		Alignment corner	-	16	Pcs
E2700-171		Connector	-	8	Pcs
E2700-172		Connector	-	8	Pcs

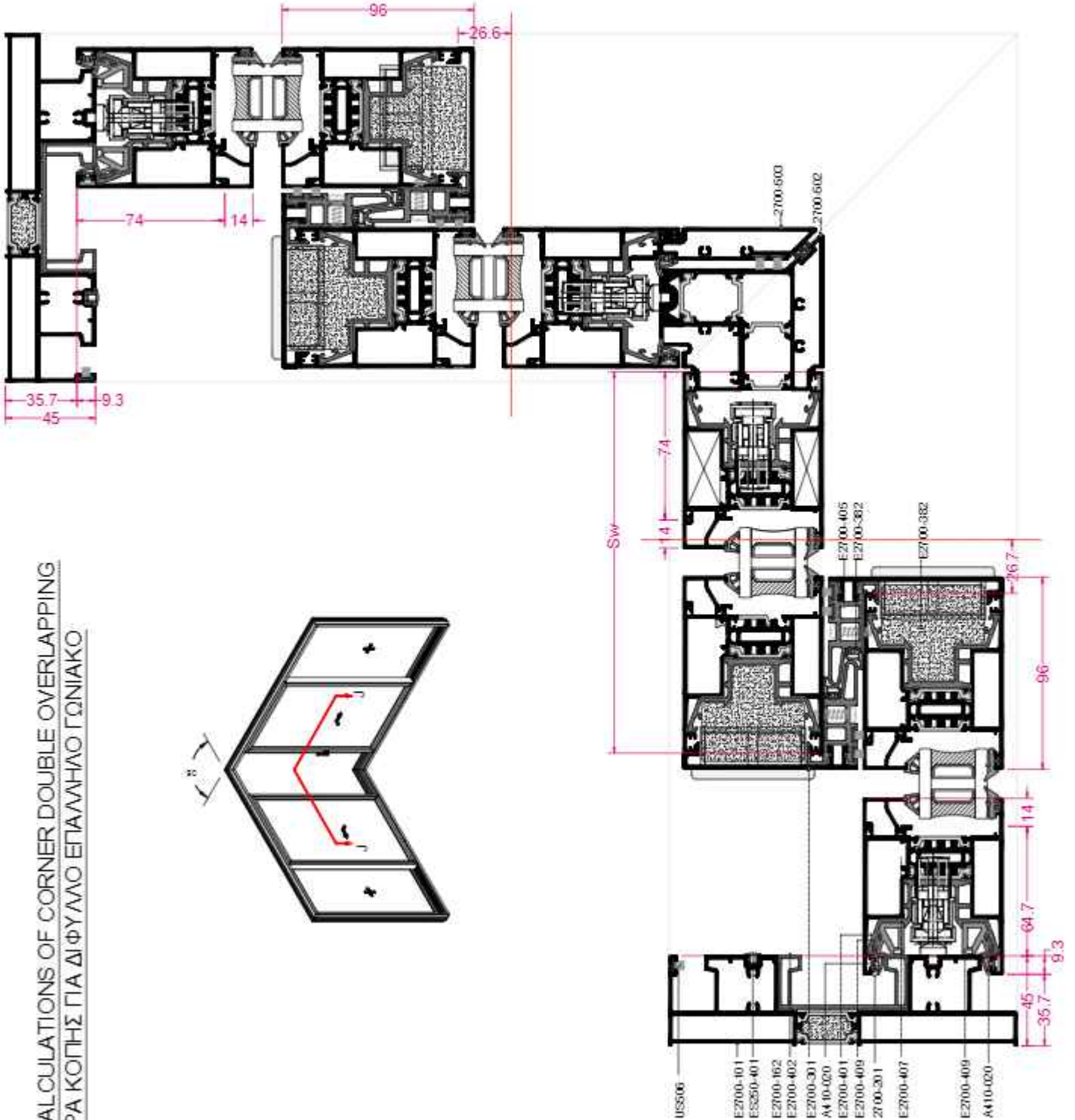
Sections and material analysis - Τομές και ανάλυση υλικών

Code	Drawing	Description	Cutting angle & formula	Quantity	Remarks
E410-121		Corner for screen sash	-	4	Pcs
ES205-310P		Roller for screen sash	-	4	Pcs
E2700-383		Neocoat insulation bar for frame	2W+2H	-	m
E920-001GU		Stricking plate	-	6	Pcs
A)E922-104GU/6 B)E922-104GU/7 C)E922-104GU/A		Quadra lift & slide handle	-	4	Pcs
A)E923-101GU B)E923-103GU C)E923-104GU D)E923-106GU		Lift & slide mechanism	-	4	Pcs
A)E922-303GU/6 B)E922-303GU/7 C)E922-303GU/A		External finger handle	-	4	Pcs
E925-004GU		Stopper	-	2	Pcs
E923-201GU		Roller set	-	4	Pcs
E923-159GU		Plastic spacer	-	20	Pcs
E923-158GU		Plastic roller spacer	-	4	Pcs
A410-020		Gasket for sash	4Sh+8Sw	-	m
E2700-409		Inside gasket for sash	4Sh+4Sw	-	m
A410-007		Gasket for interlock	2Sh	-	m
ES250-401		Cover gasket for rail	4W+4H	-	m
(A) US521-01 (B) US521-02 (C) US521-03		Glazing gasket	4Sh+4Sw	-	m
US530-1-7PRM		Glazing gasket	4Sh+4Sw	-	m
E2700-412		Additional gasket	2W+2H	-	m
US506-12FS		Brush	4Sh+2W+2H	-	m
US550-3PRA/M		Screen gasket	2Sh+2Sw	-	m

CUTTING CALCULATIONS OF CORNER DOUBLE OVERLAPPING
ΜΕΤΡΑ ΚΟΠΗΣ ΓΙΑ ΔΙΦΥΛΛΟ ΕΠΑΛΛΗΛΟ ΓΩΝΙΑΚΟ













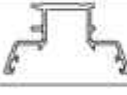
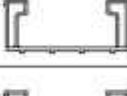

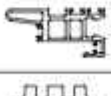





















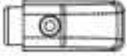




SCALE 1:2



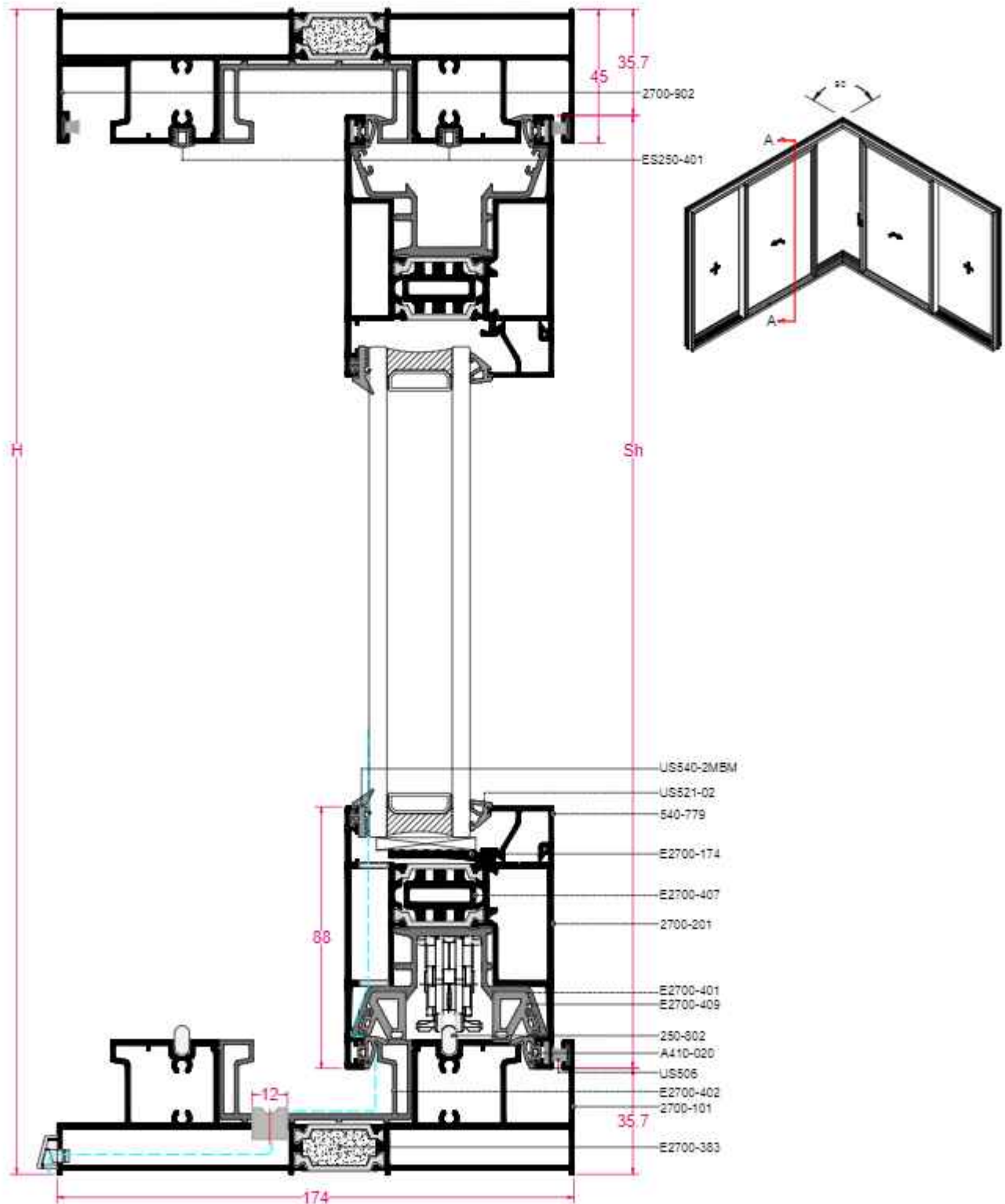
CUTTING CALCULATIONS OF CORNER DOUBLE OVERLAPPING
ΜΕΤΡΑ ΚΟΠΗΣ ΓΙΑ ΔΙΦΥΛΛΟ ΕΠΑΛΛΗΛΟ ΓΩΝΙΑΚΟ

Sections and material analysis - Τομές και ανάλυση υλικών

Code	Drawing	Description	Cutting angle & formula	Quantity	Remarks
2700-101		Frame width	$Fw=W$ $Fw=W$	2	Top/ Bottom
2700-101		Frame height	$Fh=H$ $Fh=H$	2	Right/ Left
2700-201		Sash width	$S1w=(W1/2)-62.5$ $S1w=(W1/2)-62.5$	4	Top/ Bottom
2700-201		Sash width	$S2w=(W2/2)-62.5$ $S2w=(W2/2)-62.5$	4	Top/ Bottom
2700-201		Sash Height	$Sh=H-71.5$ $Sh=H-71.5$	8	Right/ Left
2700-301		Interlock cover	$lh=H-71.5$ $lh=H-71.5$	4	Right/ Left
2700-902		Additional profile	$APw=W-34$	1	Top
540-779		Glazing bead	$GBw=Sw-148$	8	Top/ Bottom
540-779		Glazing bead	$GBh=Sh-176$	8	Right/ Left
2700-502		Corner adapter	$CAh=Sh-70$	1	Mid
2700-503		Corner adapter	$CAh=Sh-70$	1	Mid
E2700-401		Pvc cover for Sash	Cut with sash	8	Top/ Bottom
E2700-401		Pvc cover for Sash	Cut with sash	8	Right/ Left
E2700-402		Pvc cover for Frame	Cut with Frame	4	Top/ Bottom
E2700-402		Pvc cover for Frame	Cut with Frame	4	Right/ Left
E2700-405		Pvc cover for Interlock	Sh	4	Right/ Left
E2700-407		Internal plastic for sash	Cut with sash	8	Top/ Bottom Right/ Left
E2700-851		Stabilizer	-	32	Pcs
E2700-852		End cover for interlock	-	4	Pair
E2700-854		End cover for interlock PVC	-	4	Pair

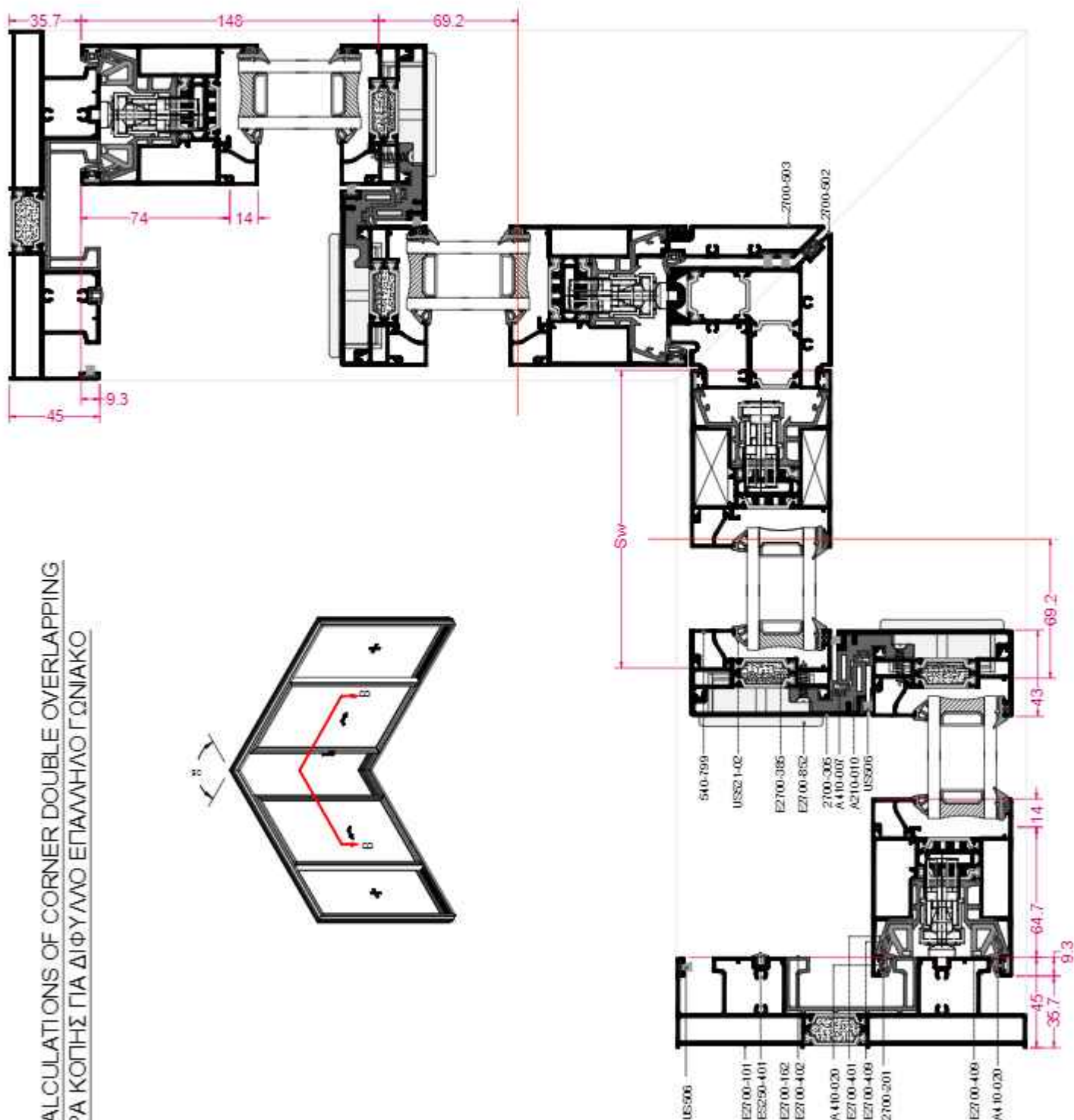
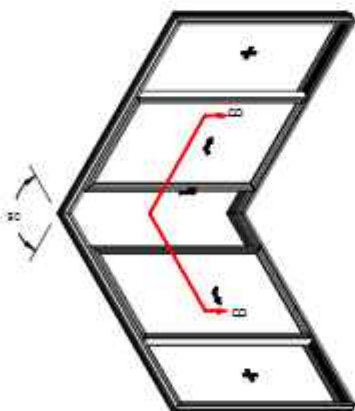
Code	Drawing	Description	Cutting angle & formula	Quantity	Remarks
A312-025		Lower central seal	-	2	Pcs
A312-028		Upper central seal	-	2	Pcs
EA450-836		Cover for drainage hole	-	-	Pcs
E2700-382		End cover for corner adapter	-	1	Set
E2700-161		Crimping corner for Frame	-	4	Pcs
E2700-162		Crimping corner for Frame	-	4	Pcs
E2700-164		Crimping corner for Sash	-	16	Pcs
E2700-165		Crimping corner for Sash	-	16	Pcs
E510-207/U		Alignment corner	-	32	Pcs
E2700-382		Neocoat insulation bar for interlock	2Sh	-	m
E2700-383		Neocoat insulation bar for frame	2W+2H	-	m
E920-001GU		Striking plate	-	6	Pcs
A)E922-104GU/6 B)E922-104GU/7 C)E922-104GU/A		Quadra lift & slide handle	-	4	Pcs
A)E923-101GU B)E923-103GU C)E923-104GU D)E923-106GU		Lift & slide mechanism	-	4	Pcs
A)E922-303GU/6 B)E922-303GU/7 C)E922-303GU/A		External finger handle	-	4	Pcs
E925-004GU		Stopper	-	2	Pcs
E923-205GU		Roller set	-	4	Pcs
E923-158GU		Plastic roller spacer	-	4	Pcs
E923-159GU		Plastic spacer	-	20	Pcs
A410-020		Gasket for sash	4Sh+8Sw	-	m












CUTTING CALCULATIONS OF CORNER DOUBLE OVERLAPPING
ΜΕΤΡΑ ΚΟΠΗΣ ΓΙΑ ΔΙΦΥΛΛΟ ΕΠΑΛΛΗΛΟ ΓΩΝΙΑΚΟ




















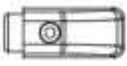


SCALE 1:2

CUTTING CALCULATIONS OF CORNER DOUBLE OVERLAPPING
 ΜΕΤΡΑ ΚΟΠΗΣ ΓΙΑ ΔΙΦΥΛΛΟ ΕΠΑΛΛΗΛΟ ΓΩΝΙΑΚΟ



Code	Drawing	Description	Cutting angle & formula	Quantity	Remarks
2700-101		Frame width	$Fw=W$ $Fw=W$	2	Top/ Bottom
2700-101		Frame height	$Fh=H$ $Fh=H$	2	Right/ Left
2700-201		Sash width	$S1w=(W1/2)-105$ $S1w=(W1/2)-105$	4	Top/ Bottom
2700-201		Sash width	$S2w=(W2/2)-105$ $S2w=(W2/2)-105$	4	Top/ Bottom
2700-201		Sash Height	$Sh=H-71.5$ $Sh=H-71.5$	4	Right/ Left
2700-203		Narrow sash Height	$Sh=H-71.5$ $Sh=H-71.5$	4	Right/ Left
2700-305		Interlock cover	$Sh=H-71.5$ $Sh=H-71.5$	4	Right/ Left
2700-502		Corner adapter	$CAh=Sh-70$	1	Mid
2700-503		Corner adapter	$CAh=Sh-70$	1	Mid
2700-902		Additional profile	$APw=W-34$	1	Top
540-779		Glazing bead	$GBw=Sw-79$	8	Top/ Bottom
540-779		Glazing bead	$GBh=Sh-176$	8	Right/ Left
E2700-401		Pvc cover for Sash	Cut with sash	8	Top/ Bottom
E2700-401		Pvc cover for Sash	Cut with sash	4	Right/ Left
E2700-402		Pvc cover for Frame	Cut with Frame	4	Top/ Bottom
E2700-402		Pvc cover for Frame	Cut with Frame	4	Right/ Left
A210-010		Pvc for Interlock	Sh	4	Right/ Left
E2700-407		Internal plastic for sash	Cut with sash	8	Top/ Bottom Right/ Left
E2700-851		Stabilizer	-	32	Pcs
E2700-852		End cover for interlock	-	4	Pair

Sections and material analysis - Τομές και ανάλυση υλικών

Code	Drawing	Description	Cutting angle & formula	Quantity	Remarks
A312-022		End cover for interlock PVC	-	4	Pair
A312-025		Lower central seal	-	2	Pcs
A312-028		Upper central seal	-	2	Pcs
E2700-382		End cover for corner adapter	-	1	Set
EA450-836		Cover for drainage hole	-	-	Pcs
E2700-161		Crimping corner for Frame	-	4	Pcs
E2700-162		Crimping corner for Frame	-	4	Pcs
E2700-164		Crimping corner for Sash	-	8	Pcs
E2700-165		Crimping corner for Sash	-	8	Pcs
E510-207/U		Alignment corner	-	16	Pcs
E2700-171		Connector	-	8	Pcs
E2700-172		Connector	-	8	Pcs
E2700-383		Neocoat insulation bar for frame	2W+2H	-	m
E920-001GU		Striking plate	-	6	Pcs
A)E922-104GU/6 B)E922-104GU/7 C)E922-104GU/A		Quadra lift & slide handle	-	4	Pcs
A)E923-101GU B)E923-103GU C)E923-104GU D)E923-106GU		Lift & slide mechanism	-	4	Pcs
A)E922-303GU/6 B)E922-303GU/7 C)E922-303GU/A		External finger handle	-	4	Pcs
E925-004GU		Stopper	-	2	Pcs
E923-205GU		Roller set	-	4	Pcs
E923-158GU		Plastic roller spacer	-	4	Pcs

ALUMINCO®

SL2700

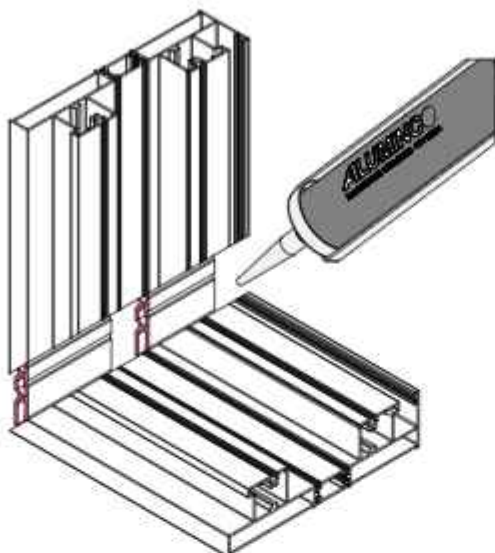
Fabrication
manual - Οδηγίες
κατασκευής



CORNER CONNECTION OF 2700-101
ΣΥΝΔΕΣΗ ΓΩΝΙΑΣ ΤΟΥ 2700-101

Crimping corner connection of 2700-101

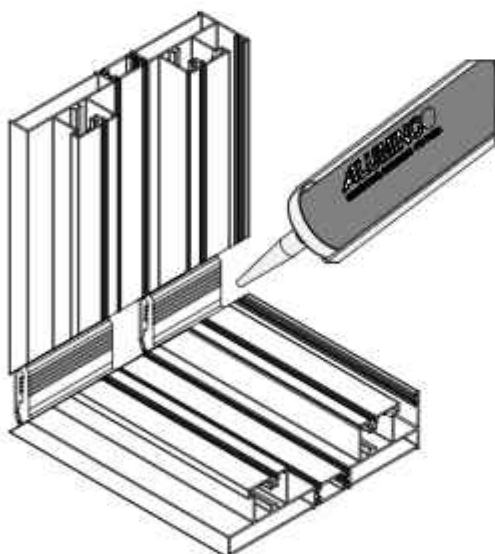
Σύνδεση οδηγού 2700-101 με γωνιά γωνιάστρας



	E2700-161
	E2700-162
	EA510-207I/U

Mechanical corner connection of 2700-101

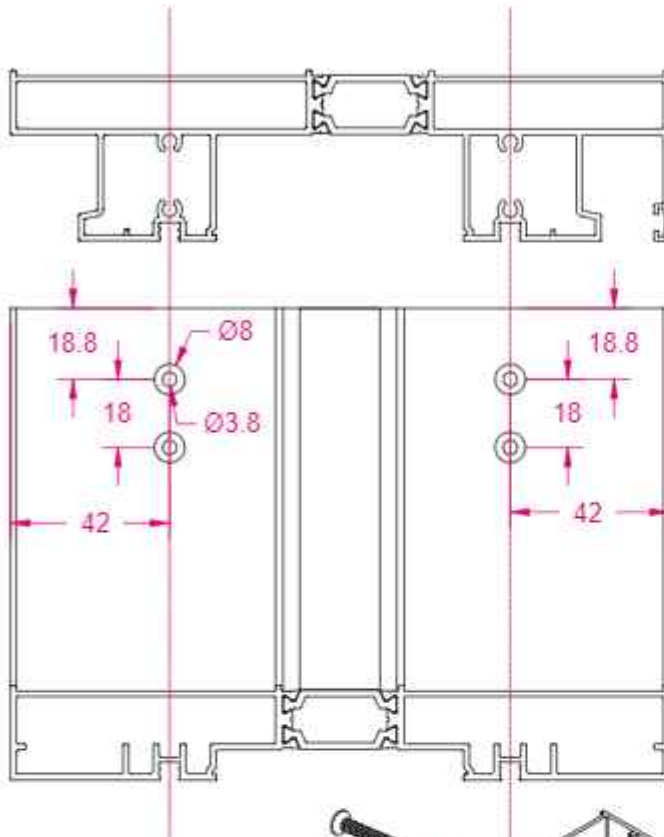
Σύνδεση οδηγού 2700-101 με μηχανική γωνιά



	E2700-141
	E2700-142
	EA510-207I/U

1. Cut the profiles according to the guidelines of the cutting calculations
Κόψη των προφίλ βάση των οδηγιών του καταλόγου
2. Clean the profiles using an approved cleaning product and a soft cloth
Καθαρισμός των προφίλ με κάποιο εγκεκριμένο προϊόν καθαρισμού και ένα μαλακό πανί
3. Apply an anti-corrosion product
Χρήση αντισκωριακού
4. Seal the cutting area and the open chambers of the profiles with an approved sealing glue
Σφράγιση της κομμένης επιφάνειας και των θαλάμων του προφίλ με εγκεκριμένη κόλλα (Δύο συστατικών)
5. Install the crimping or mechanical corners in the chambers of the profiles and finalize the assembly process.
Τοποθέτηση των γωνιών γωνιάστρας ή των μηχανικών γωνιών και ολοκλήρωση της διαδικασίας γωνιάσματος
6. Clean any extra product that has dripped to the visible surface of the profiles
Καθαρισμός της επιπλέον κόλλας που έχει υπερχειλίσει στην επιφάνεια εμφανής επιφάνεια του προφίλ

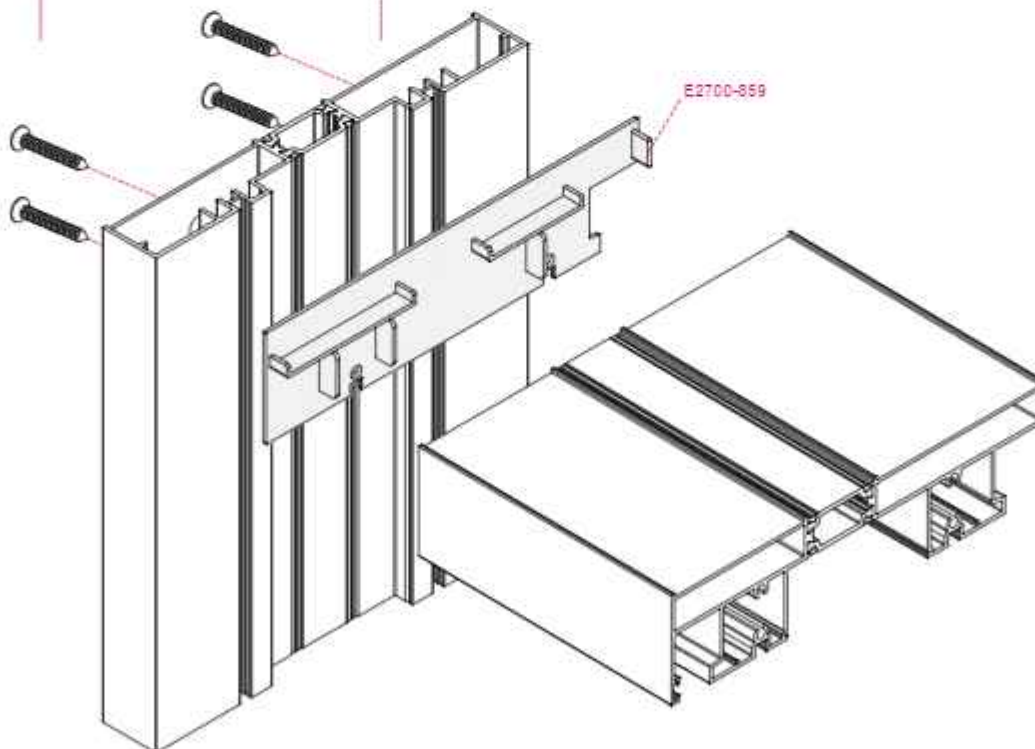
MILLING FOR 2700-102 WITH 90 DEGREES CONNECTION
ΚΑΤΕΡΓΑΣΙΑ ΤΟΥ 2700-102 ΓΙΑ ΣΟΚΟΡΟ

**ATTENTION**

The 3.8mm hole is drilled through out both faces of the profile while the 8mm-10mm whole is drilled afterwards only in the front face of the profile in order to fit the head of the screw.

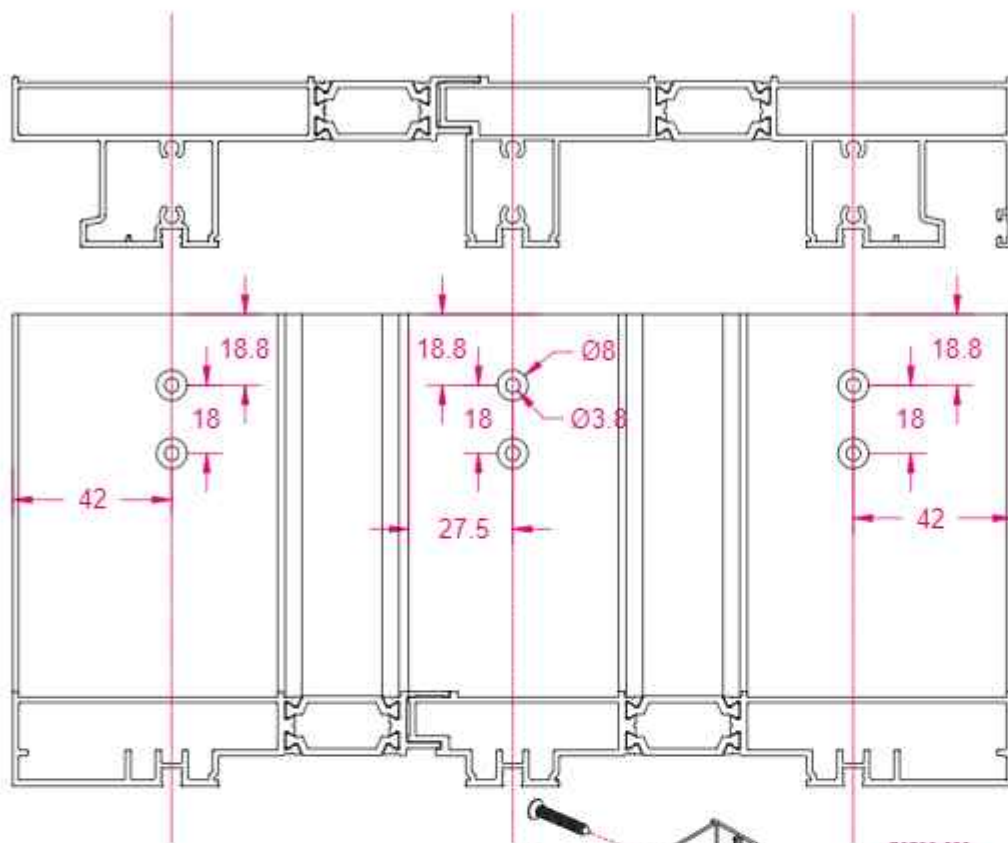
ΠΡΟΣΟΧΗ

Η διάτρηση 3,8mm θα γίνει διαπεραστικά σε όλα τα προφίλ ενώ η διάτρηση 8mm-10mm θα γίνει στην συνέχεια μόνο στην έξω πλευρά του προφίλ για να μπορεί να περάσει η κεφαλή της βίδας.



1. Cut the profiles according to the guidelines of the cutting calculations
Κόψη των προφίλ βάση των οδηγιών του καταλόγου
2. Clean the profiles using an approved cleaning product and a soft cloth
Καθαρισμός των προφίλ με κάποιο εγκεκριμένο προϊόν καθαρισμού και ένα μαλακό πανί
3. Apply an anti-corrosion product
Χρήση αντακωριακού
4. Install the plastic cover and finalize the assembly process.
Τοποθέτηση της πλαστικής τάπας και ολοκλήρωση της διαδικασίας
5. Clean any extra product that has dripped to the visible surface of the profiles
Καθαρισμός της επιπέδων κόλλας που έχει υπερχειλίσει στην επιφάνεια εμφανής επιφάνεια του προφίλ

MILLING FOR 2700-110, 2700-108 WITH 90 DEGREES CONNECTION
ΚΑΤΕΡΓΑΣΙΑ ΤΟΥ 2700-110, 2700-108 ΓΙΑ ΣΟΚΟΡΟ

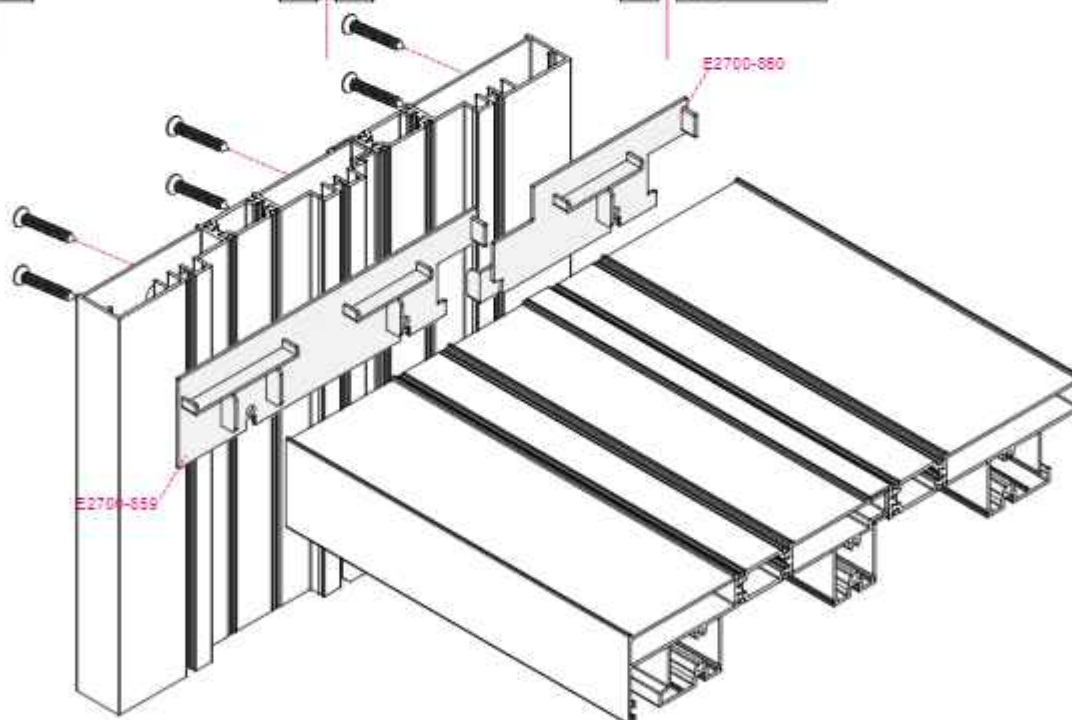


ATTENTION

The 3.8mm hole is drilled through out both faces of the profile while the 8mm-10mm hole is drilled afterwards only in the front face of the profile in order to fit the head of the screw.

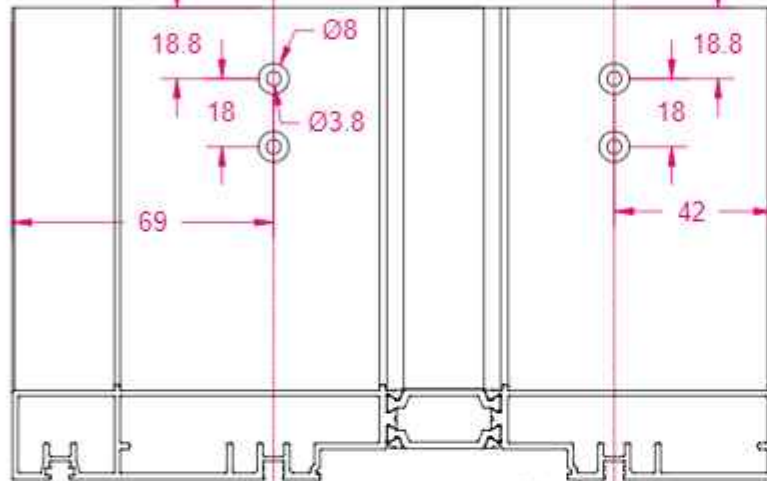
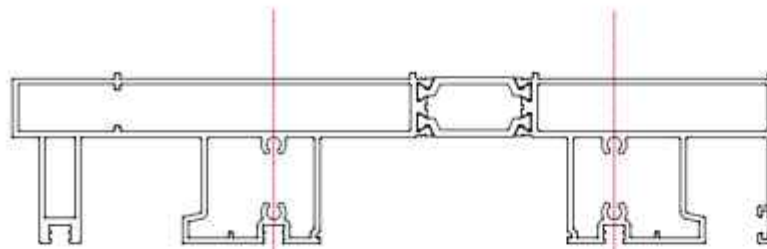
ΠΡΟΣΟΧΗ

Η διάτρηση 3,8mm θα γίνει διαπεραστικά σε όλο το προφίλ ενώ η διάτρηση 8mm-10mm θα γίνει στην συνέχεια μόνο στην έξω πλευρά του προφίλ για να μπορεί να περάσει η κεφαλή της βίδας.



1. Cut the profiles according to the guidelines of the cutting calculations
Κόψη των προφίλ βάση των οδηγιών του καταλόγου
2. Clean the profiles using an approved cleaning product and a soft cloth
Καθαρισμός των προφίλ με κάποιο εγκεκριμένο προϊόν καθαρισμού και ένα μαλακό πανί
3. Apply an anti-corrosion product
Χρήση αντακωριακού
4. Install the plastic cover and finalize the assembly process.
Τοποθέτηση της πλαστικής τάπας και ολοκλήρωση της διαδικασίας
5. Clean any extra product that has dripped to the visible surface of the profiles
Καθαρισμός της επιπλέον κόλλας που έχει υπερχειλίσει στην επιφάνεια εμφανής επιφάνεια του προφίλ

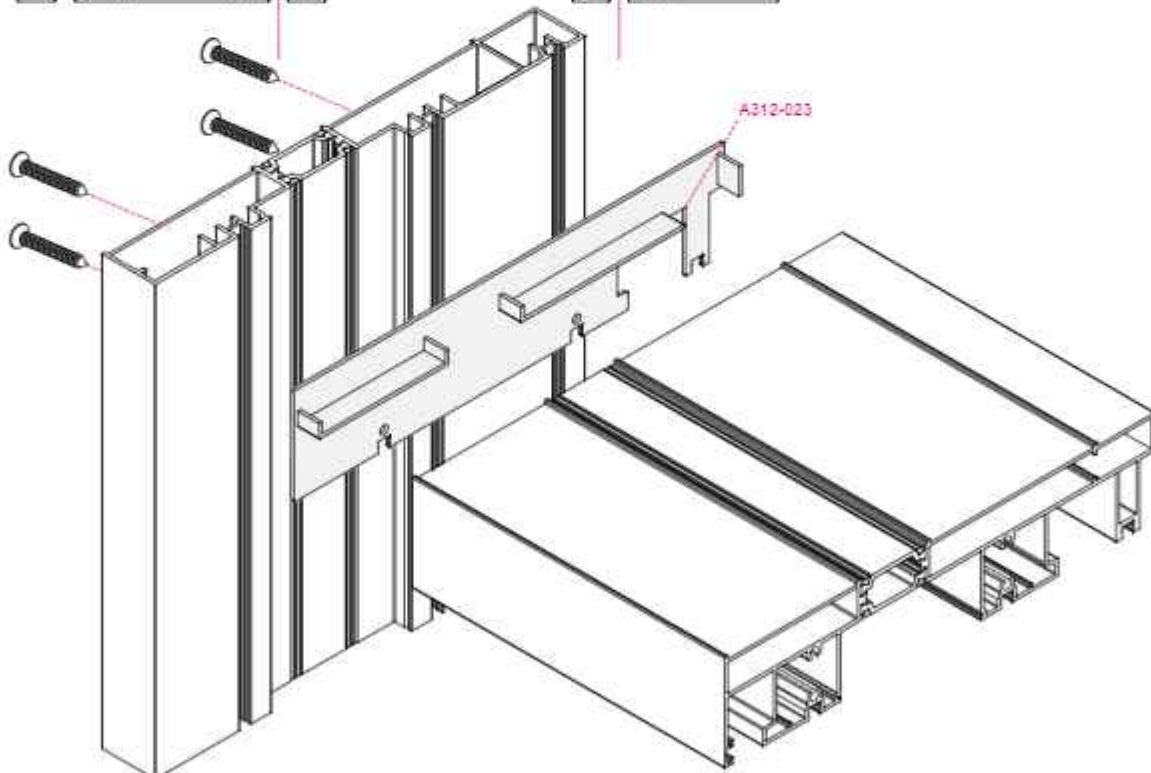
MILLING FOR 2700-110, 2700-108 WITH 90 DEGREES CONNECTION
ΚΑΤΕΡΓΑΣΙΑ ΤΟΥ 2700-110, 2700-108 ΓΙΑ ΣΟΚΟΡΟ

**ATTENTION**

The 3.8mm hole is drilled through out both faces of the profile while the 8mm-10mm whole is drilled afterwards only in the front face of the profile in order to fit the head of the screw.

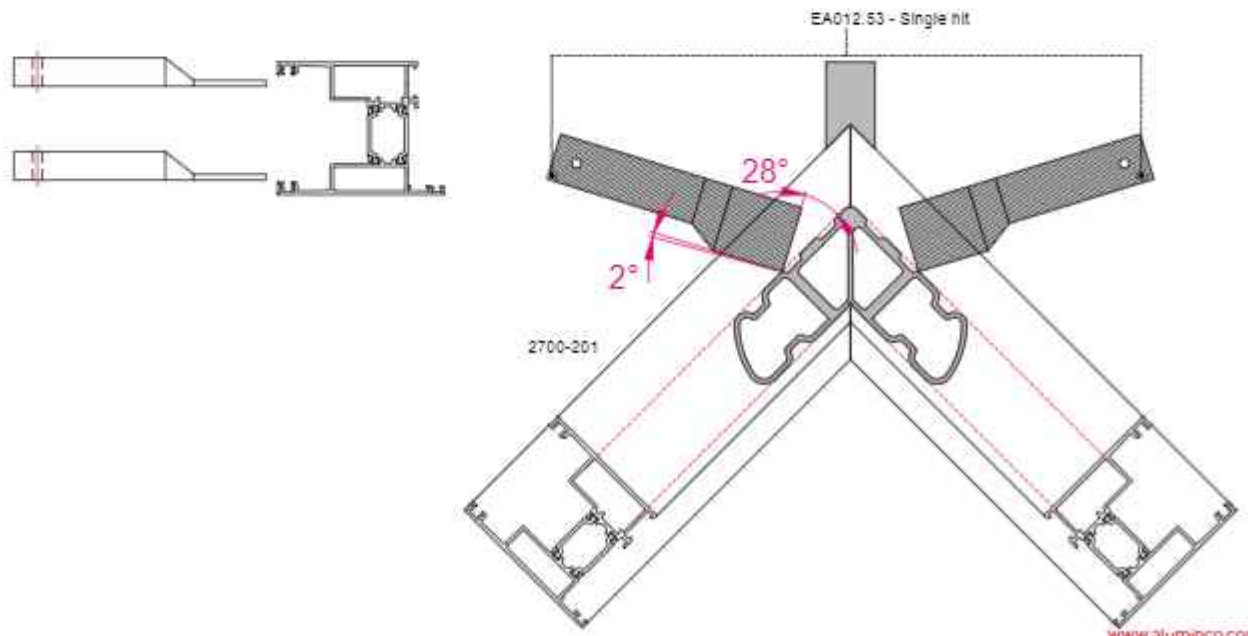
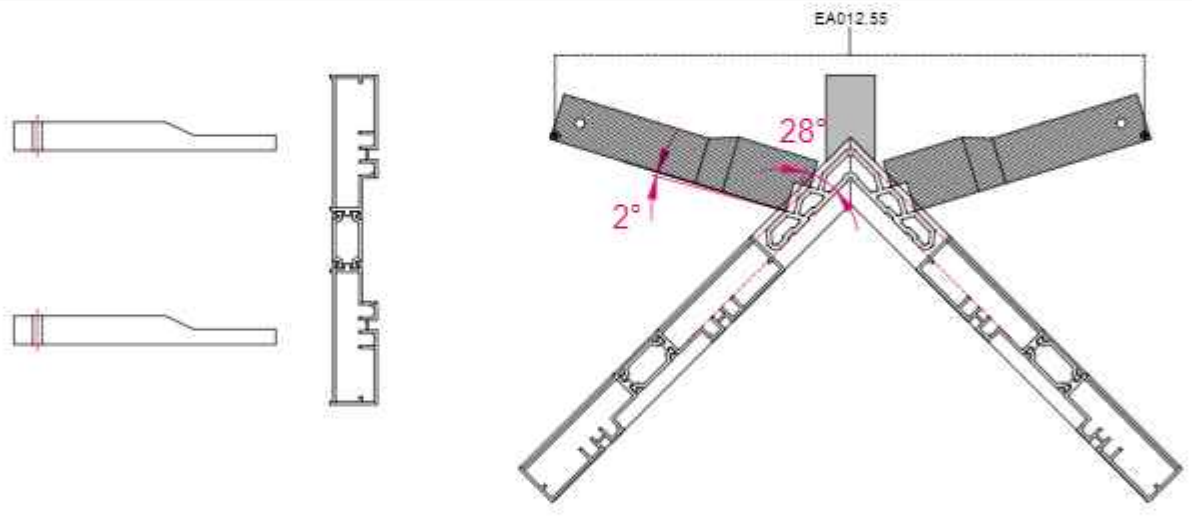
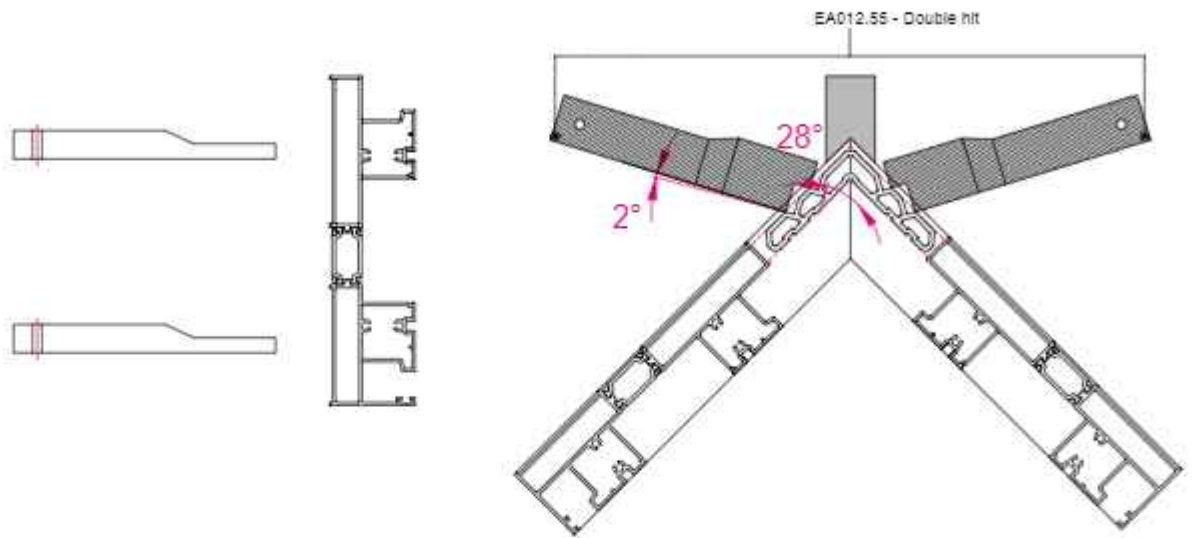
ΠΡΟΣΟΧΗ

Η διάτρηση 3,8mm θα γίνει διαπεραστικά σε όλο το προφίλ ενώ η διάτρηση 8mm-10mm θα γίνει στην συνέχεια μόνο στην έξω πλευρά του προφίλ για να μπορεί να περάσει η κεφαλή της βίδας.

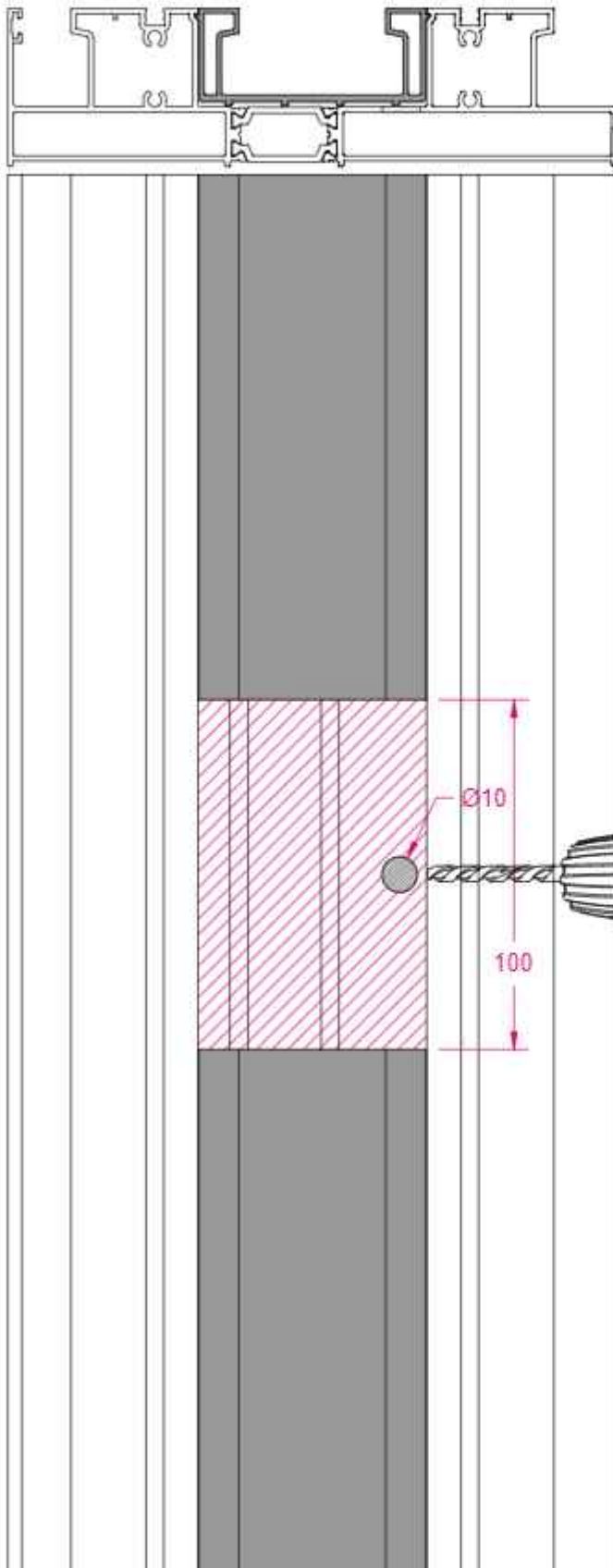


1. Cut the profiles according to the guidelines of the cutting calculations
Κόψη των προφίλ βάση των οδηγιών του καταλόγου
2. Clean the profiles using an approved cleaning product and a soft cloth
Καθαρισμός των προφίλ με κάποιο εγκεκριμένο προϊόν καθαρισμού και ένα μαλακό πανί
3. Apply an anti-corrosion product
Χρήση αντασκληρωτικού
4. Install the plastic cover and finalize the assembly process.
Τοποθέτηση της πλαστικής τάπας και ολοκλήρωση της διαδικασίας
5. Clean any extra product that has dripped to the visible surface of the profiles
Καθαρισμός της επιπλέον κόλλας που έχει υπερχειλίσει στην επιφάνεια εμφανής επιφάνεια του προφίλ

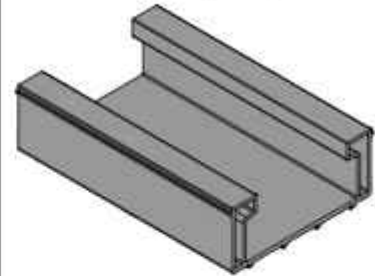
Crimping tools for frames and sashes
Μαχαίρια γωνιάστρας για οδηγούς και φύλλα



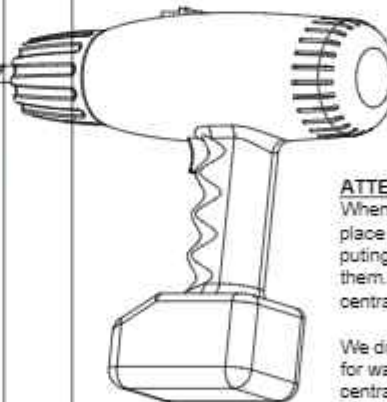
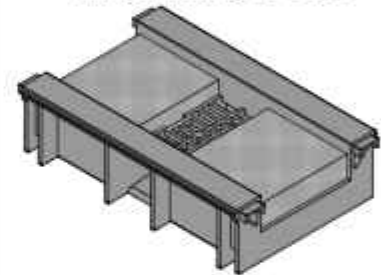
LOWER CENTRAL SEAL FOR 2700-101
ΚΑΤΩ ΤΑΚΟΣ ΣΤΕΓΑΝΩΣΗΣ ΓΙΑ 2700-101



PVC E2700-402 for frame 2700-101
 PVC E2700-402 για οδηγό 2700-101



Central seal A312-025
 Τάκος στεγάνωσης A312-025



ATTENTION

When bottom rail 2700-101 is located, we place two pieces of PVC E2700-402 by putting them in 100 mm distance between them. This space is created for A312-025 central seal to be positioned.

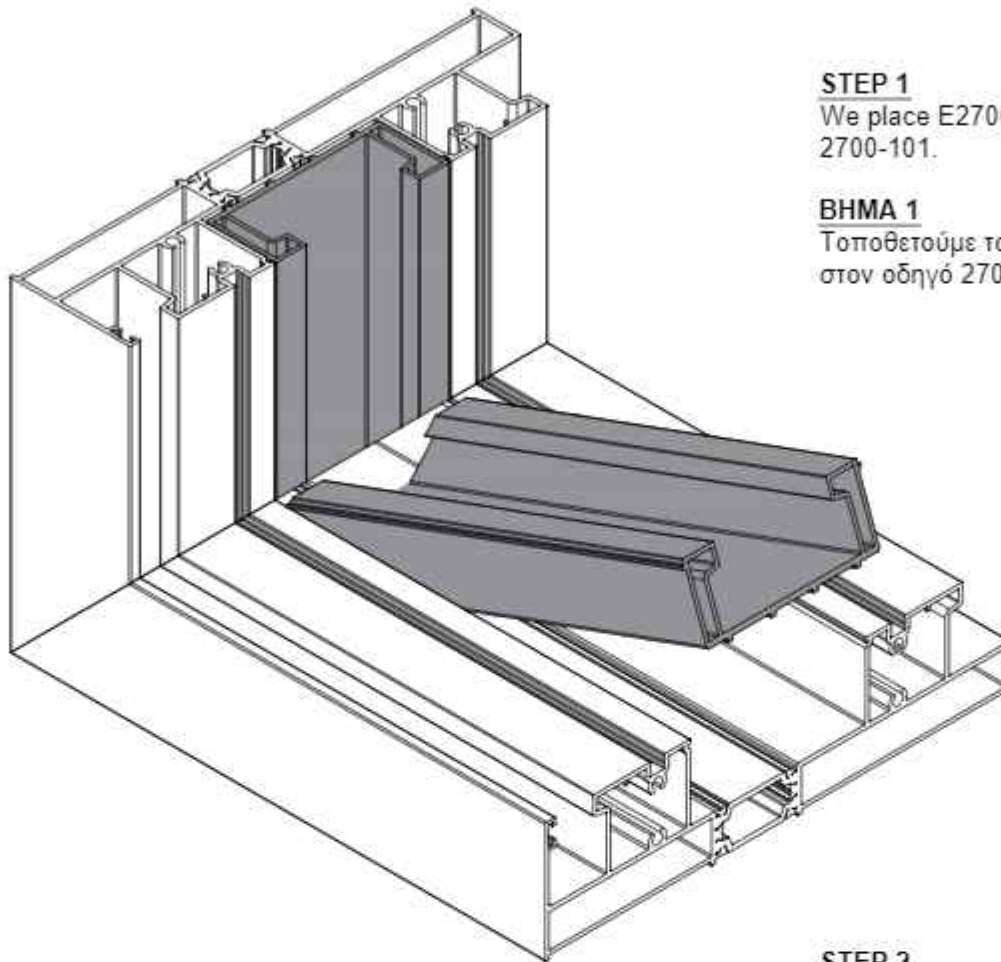
We drill a hole on 2700-101 bottom frame for water drainage under A312-025 central seal.

ΠΡΟΣΟΧΗ

Όταν ο κάτω οδηγός 2700-101 μπαίνει στο κούφωμα, τοποθετούμε δύο κομμάτια PVC E2700-402 αφήνοντας ένα κενό 100mm μεταξύ τους. Αυτός ο χώρος δημιουργείται για να τοποθετηθεί ο τάκος στεγάνωσης A312-025.

Κάνουμε κατεργασία στον κάτω οδηγό 2700-101 για να λειτουργήσει ως διάδος απορροής υδάτων κάτω από τον τάκο στεγάνωσης A312-025.

LOWER CENTRAL SEAL FOR 2700-101
ΚΑΤΩ ΤΑΚΟΣ ΣΤΕΓΑΝΩΣΗΣ ΓΙΑ 2700-101

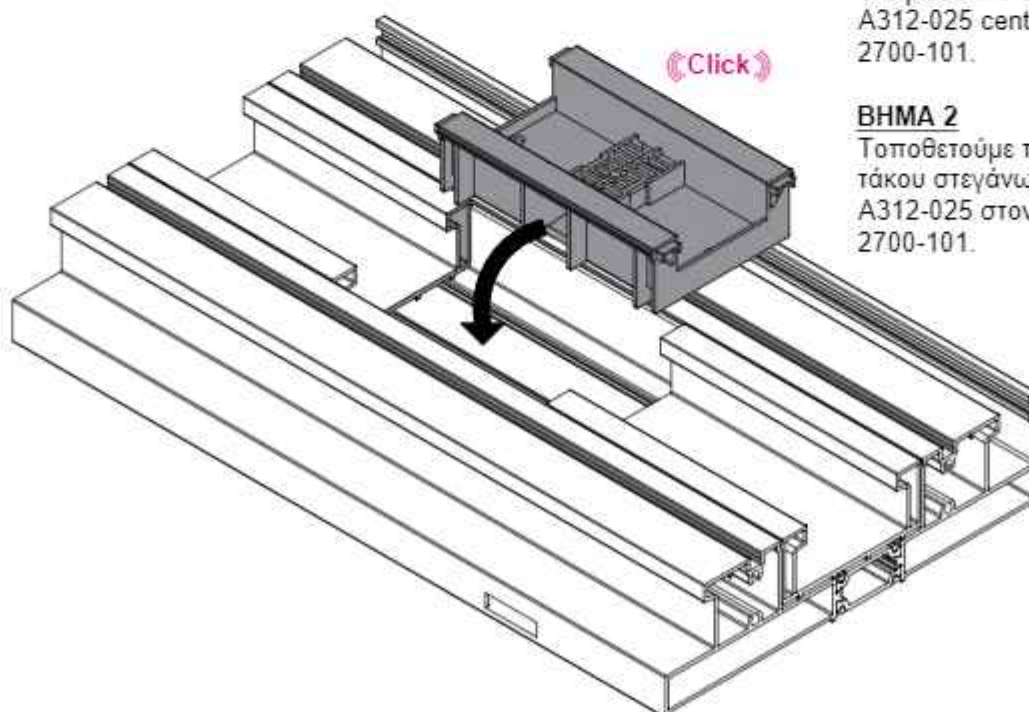


STEP 1

We place E2700-402 on 2700-101.

ΒΗΜΑ 1

Τοποθετούμε το E2700-402 στον οδηγό 2700-101.



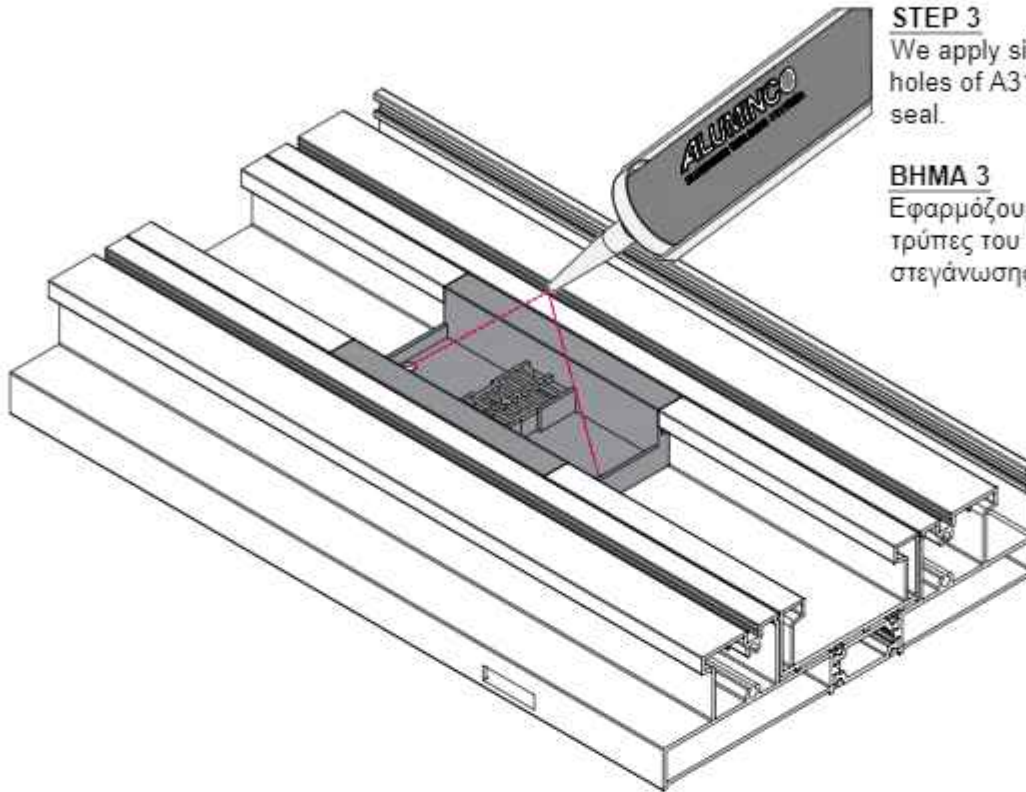
STEP 2

We place the body of A312-025 central seal on 2700-101.

ΒΗΜΑ 2

Τοποθετούμε το σώμα του τάκου στεγάνωσης A312-025 στον οδηγό 2700-101.

LOWER CENTRAL SEAL FOR 2700-101
ΚΑΤΩ ΤΑΚΟΣ ΣΤΕΓΑΝΩΣΗΣ ΓΙΑ 2700-101

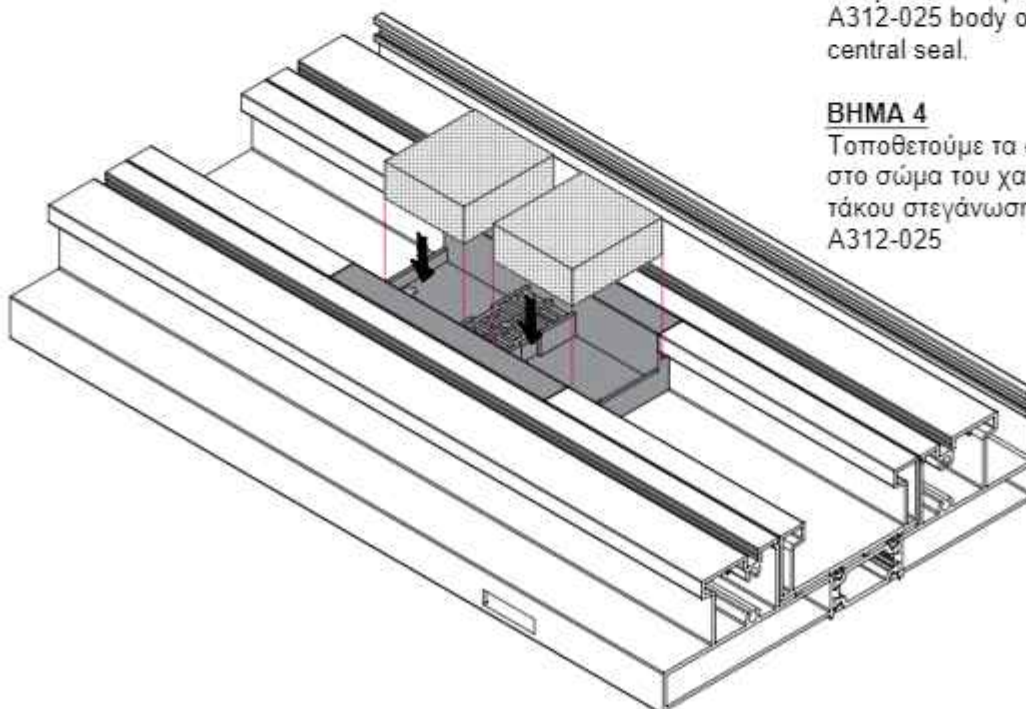


STEP 3

We apply silicone in the holes of A312-025 central seal.

ΒΗΜΑ 3

Εφαρμόζουμε σιλικόνη στις τρύπες του τάκου στεγάνωσης A312-025



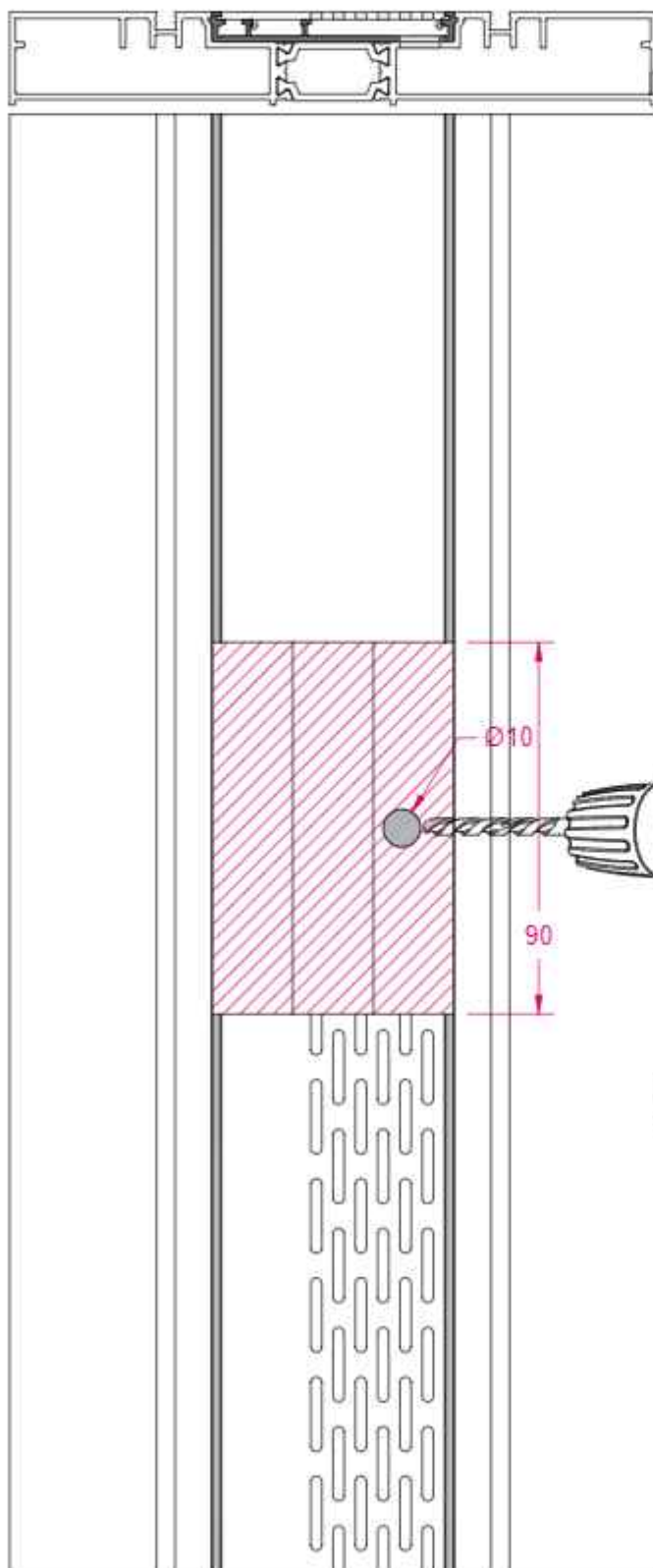
STEP 4

We place the sponges on A312-025 body of lower central seal.

ΒΗΜΑ 4

Τοποθετούμε τα σφουγγάρια στο σώμα του χαμηλού τάκου στεγάνωσης A312-025

LOWER CENTRAL SEAL FOR 2700-102
ΚΑΤΩ ΤΑΚΟΣ ΣΤΕΓΑΝΩΣΗΣ ΓΙΑ 2700-102



PVC E2700-418 cover 2700-918 for
frame 2700-102
PVC E2700-418 και καπάκι 2700-918 για
οδηγό 2700-102



Central seal A312-026
Τάκος στεγάνωσης A312-026



ATTENTION

We place two pieces of PVC E2700-418 and 2700-918 cover by putting them in 100 mm distance between them. This space is created for A312-026 central seal to be positioned.

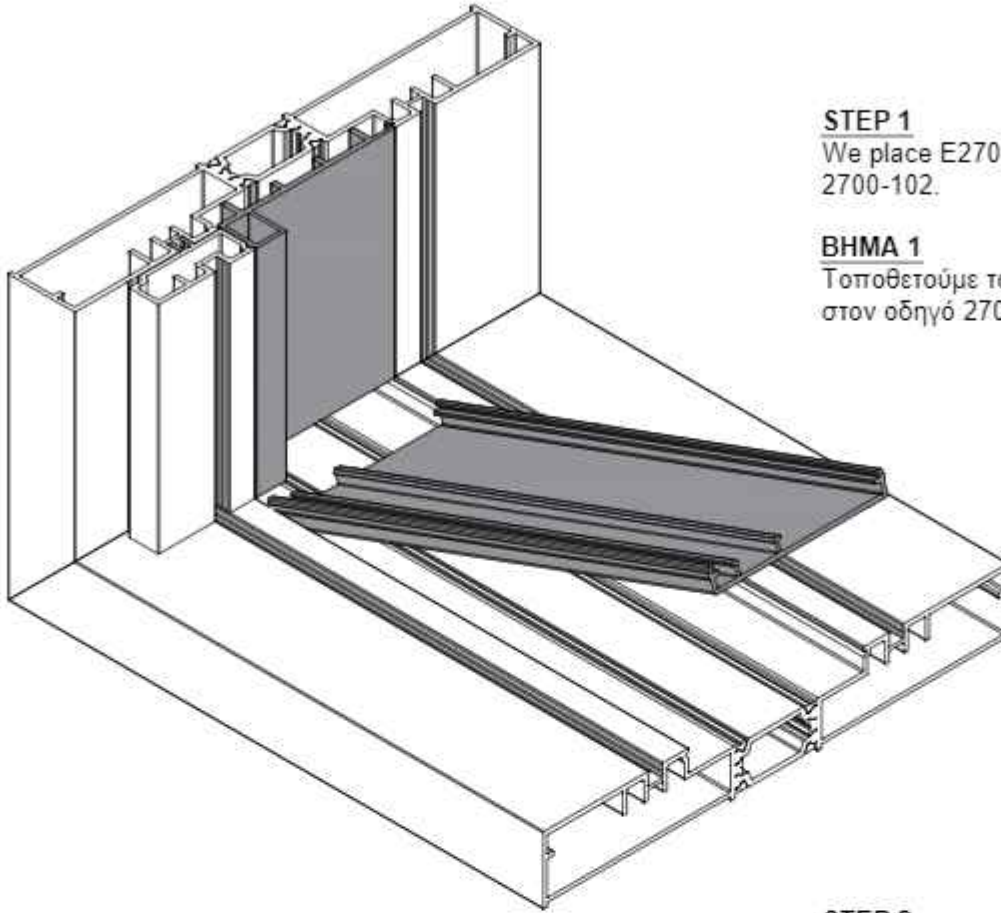
We drill a hole on 2700-102 bottom frame for water drainage under A312-026 central seal.

ΠΡΟΣΟΧΗ

Τοποθετούμε δύο κομμάτια PVC E2700-418 και το καπάκι 2700-918 αφήνοντας ένα κενό 100mm μεταξύ τους. Αυτός ο χώρος δημιουργείται για να τοποθετηθεί ο τάκος στεγάνωσης A312-026.

Κάνουμε κατργασία στον κάτω οδηγό 2700-102 για να λειτουργήσει ως διαδός απορροής υδάτων κάτω από τον τάκο στεγάνωσης A312-026.

LOWER CENTRAL SEAL FOR 2700-102
ΚΑΤΩ ΤΑΚΟΣ ΣΤΕΓΑΝΩΣΗΣ ΓΙΑ 2700-102

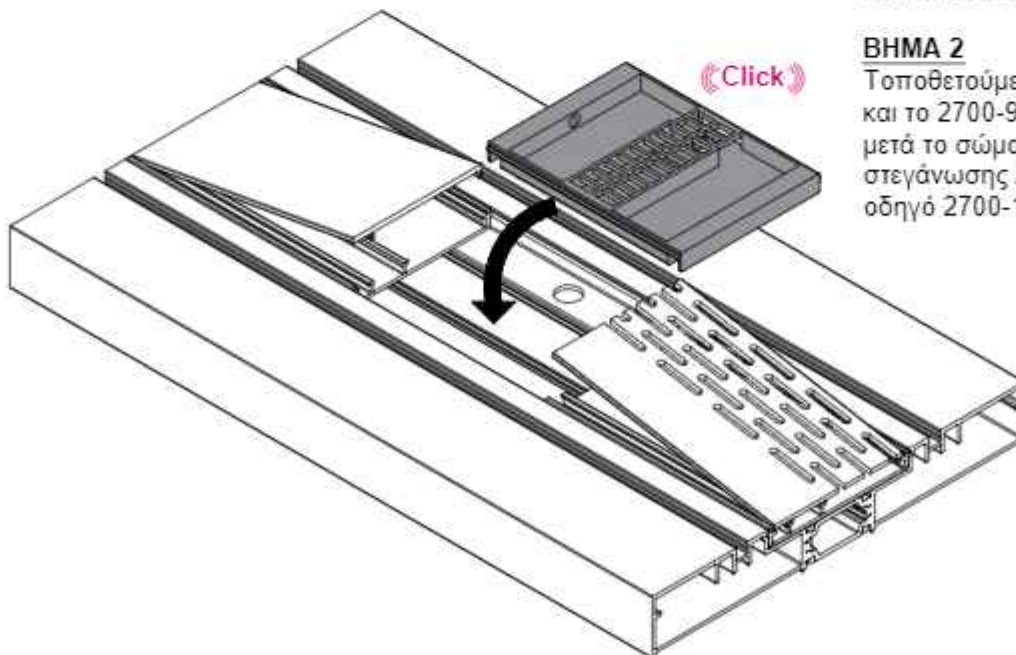


STEP 1

We place E2700-418 on 2700-102.

ΒΗΜΑ 1

Τοποθετούμε το E2700-418 στον οδηγό 2700-102.



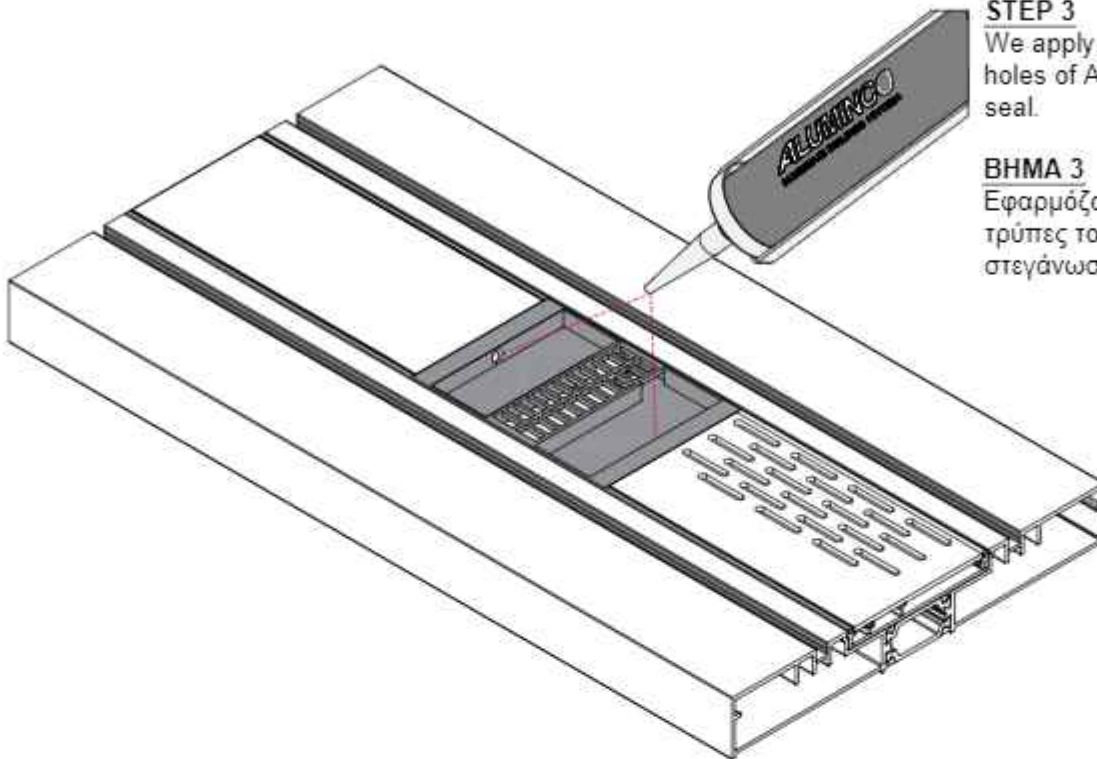
STEP 2

We place 2700-918 and 2700-921 on the pvc and then the body of A312-025 central seal on 2700-101.

ΒΗΜΑ 2

Τοποθετούμε το 2700-918 και το 2700-921 στο pvc και μετά το σώμα του τάκου στεγάνωσης A312-025 στον οδηγό 2700-101.

LOWER CENTRAL SEAL FOR 2700-102
ΚΑΤΩ ΤΑΚΟΣ ΣΤΕΓΑΝΩΣΗΣ ΓΙΑ 2700-102

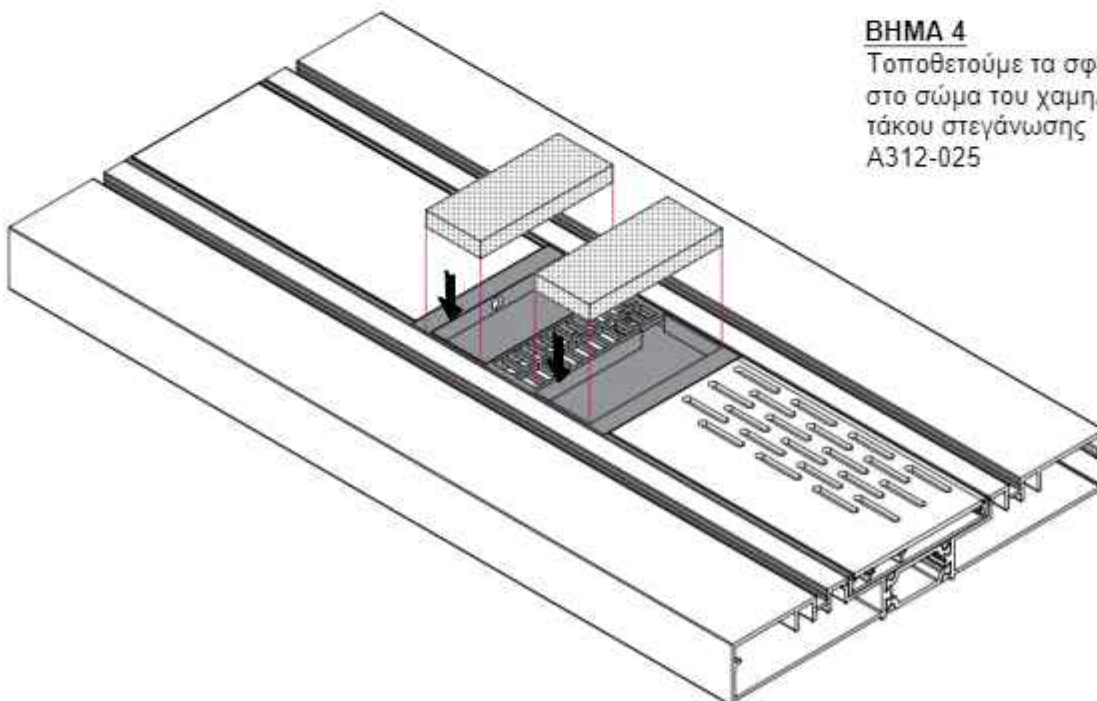


STEP 3

We apply silicone in the holes of A312-025 central seal.

ΒΗΜΑ 3

Εφαρμόζουμε σιλικόνη στις τρύπες του τάκου στεγάνωσης A312-025



STEP 4

We place the sponges on A312-025 body of lower central seal.

ΒΗΜΑ 4

Τοποθετούμε τα σφουγγάρια στο σώμα του χαμηλού τάκου στεγάνωσης A312-025

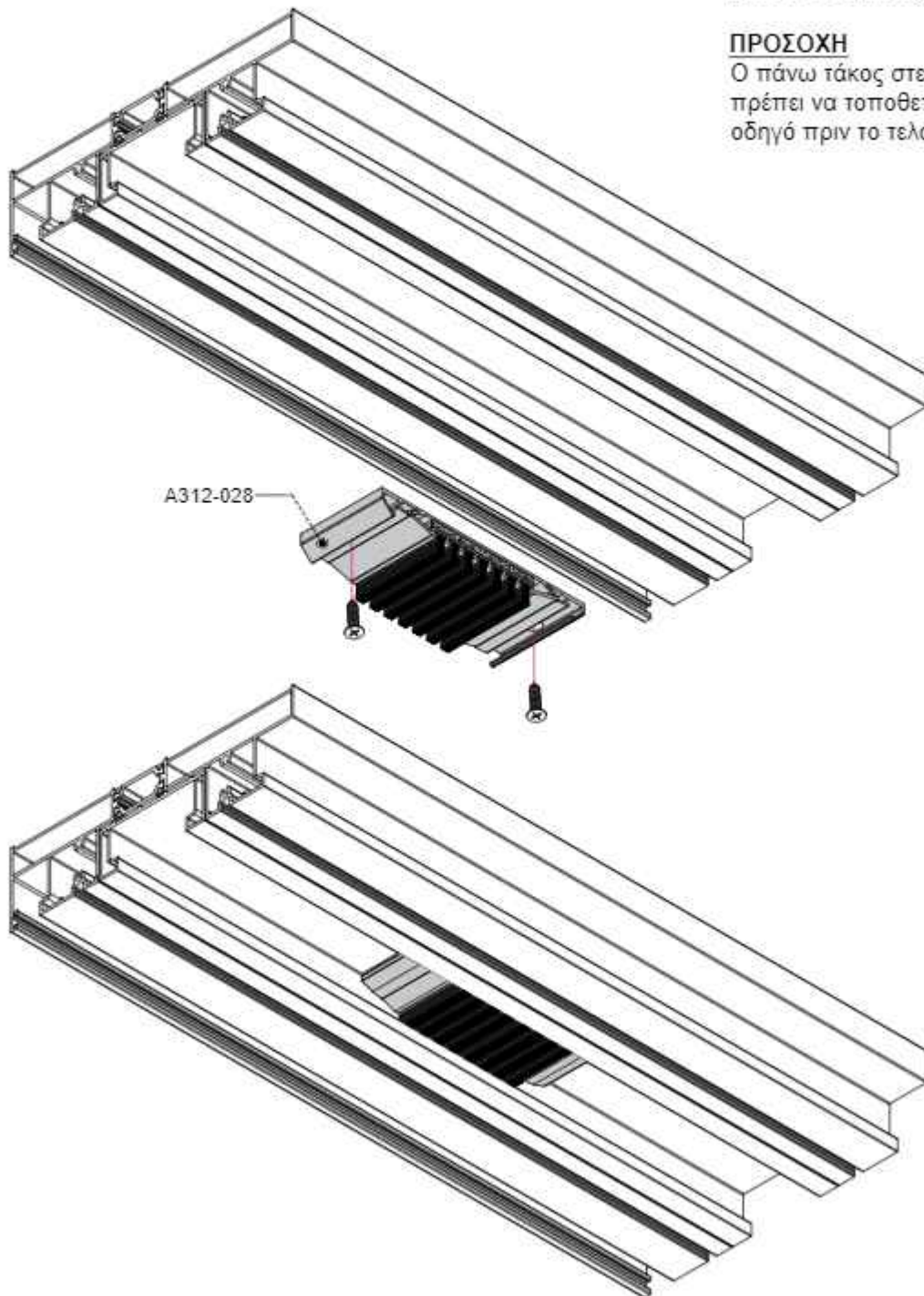
UPPER CENTRAL SEAL
ΠΑΝΩ ΤΑΚΟΣ ΣΤΕΓΑΝΩΣΗΣ

ATTENTION

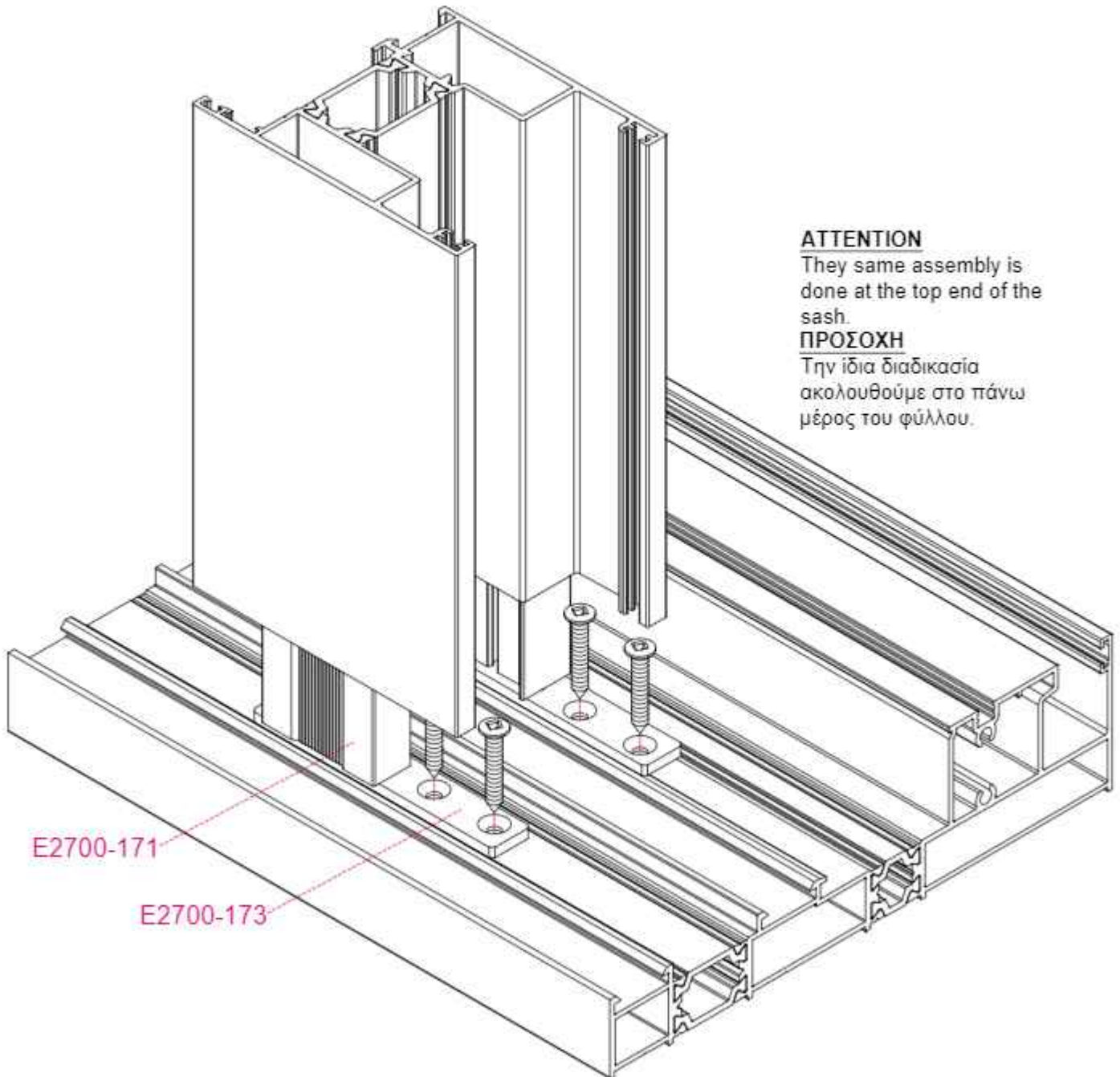
The upper central seal must be slid inside the frame before assembling the frame.

ΠΡΟΣΟΧΗ

Ο πάνω τάκος στεγάνωσης πρέπει να τοποθετηθεί στον οδηγό πριν το τελάρωμα.



ASSEMBLY FOR FIXED SASH 2700-201 FOR RAIL 2700-103
ΚΑΤΑΣΚΕΥΗ ΣΤΑΘΕΡΟΥ ΦΥΛΛΟΥ 2700-201 ΓΙΑ ΟΔΗΓΟ 2700-103



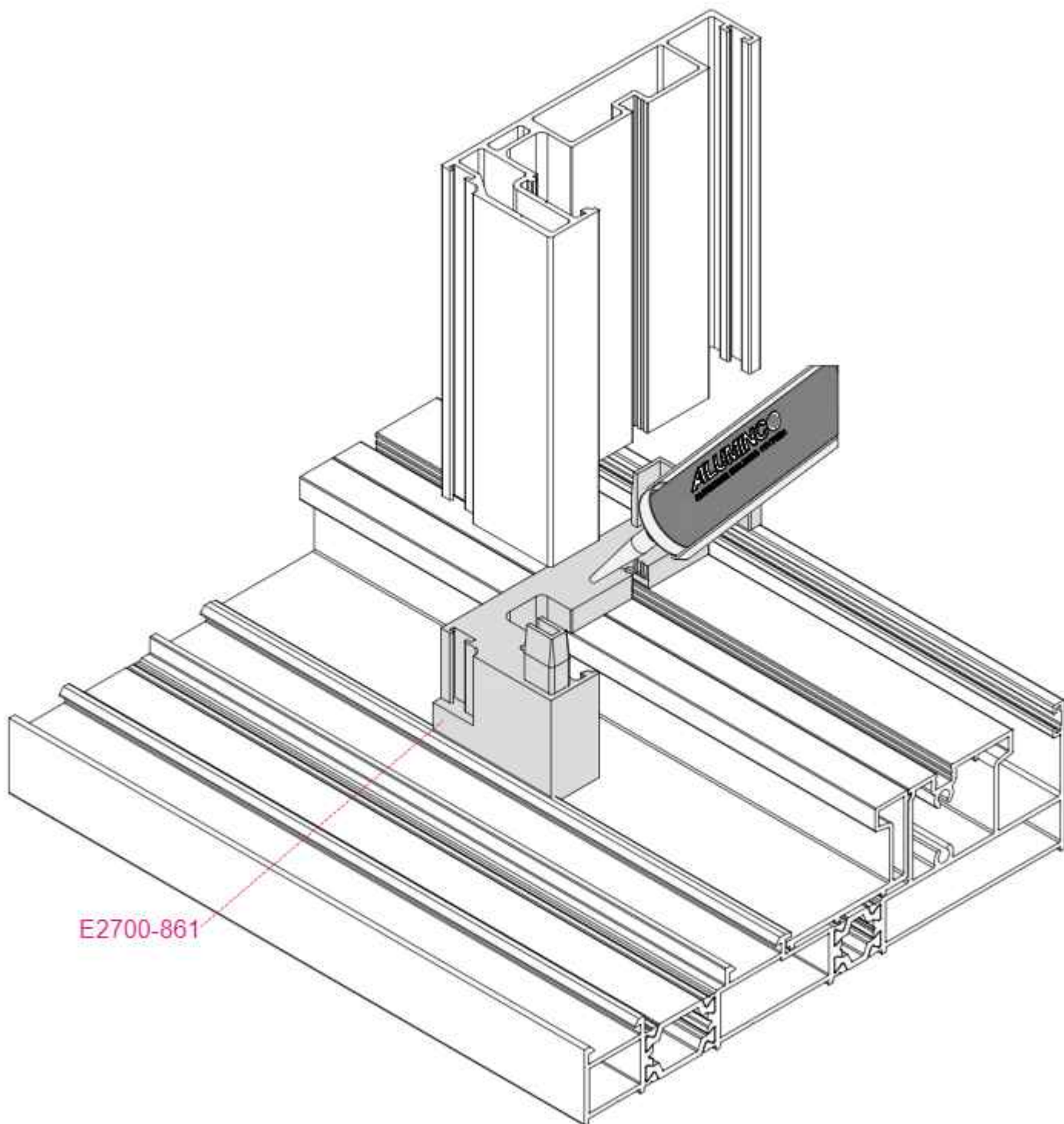
ATTENTION

They same assembly is done at the top end of the sash.

ΠΡΟΣΟΧΗ

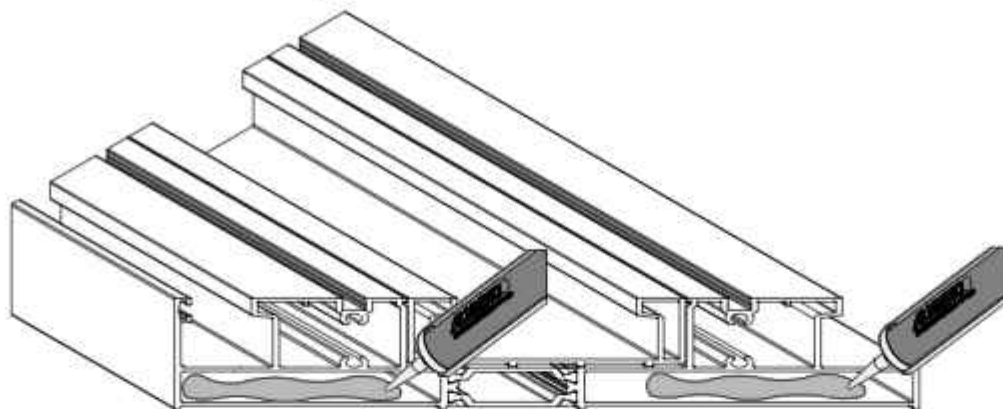
Την ίδια διαδικασία ακολουθούμε στο πάνω μέρος του φύλλου.

ASSEMBLY FOR FIXED CENTRAL ADAPTER 2700-303 FOR RAIL 2700-103
ΚΑΤΑΣΚΕΥΗ ΣΤΑΘΕΡΟΥ ΜΠΝΙΝΙ 2700-303 ΓΙΑ ΟΔΗΓΟ 2700-103

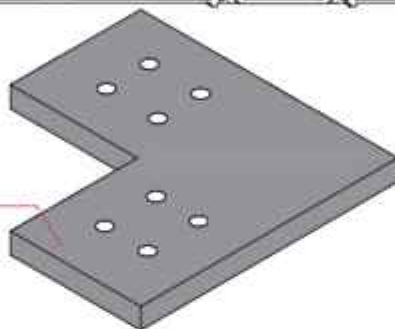


E2700-861

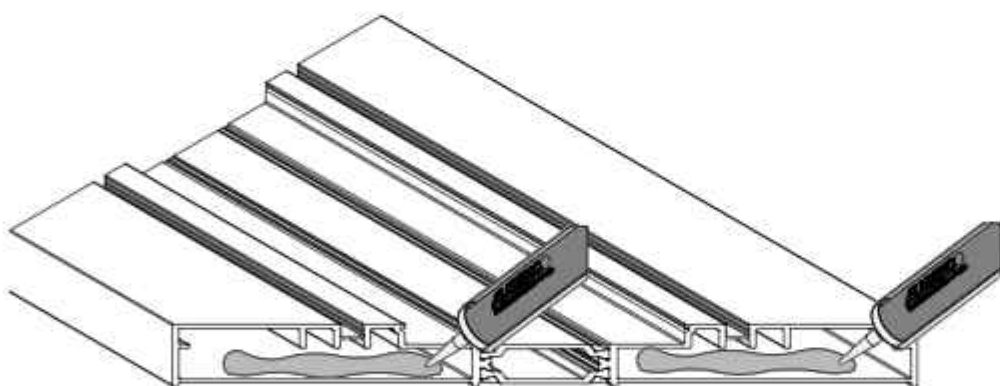
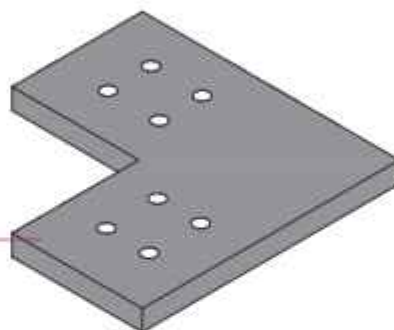
JOINT FOR CORNER CONSTRUCTION
ΣΥΝΔΕΣΗ ΓΩΝΙΑΚΗΣ ΚΑΤΑΣΚΕΥΗΣ



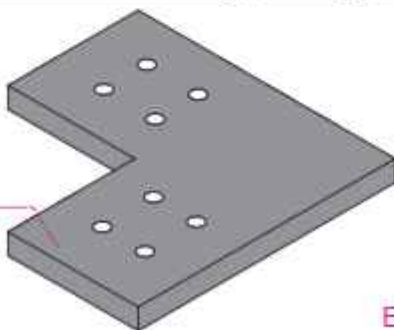
E2700-168



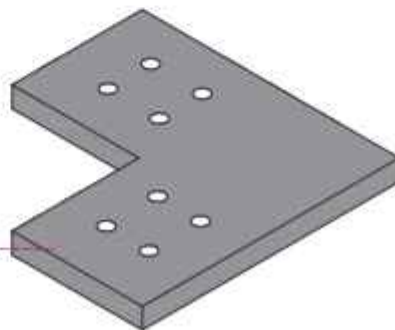
E2700-167



E2700-169



E2700-169



ATTENTION

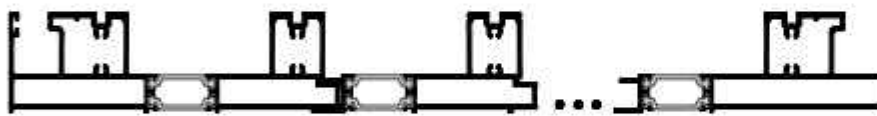
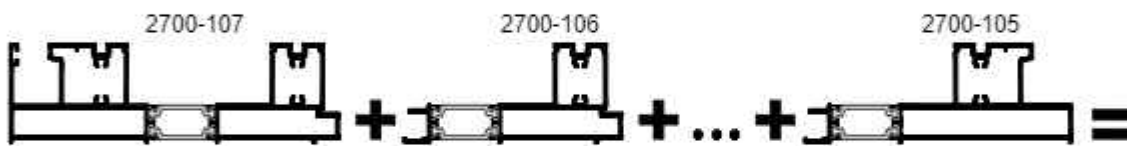
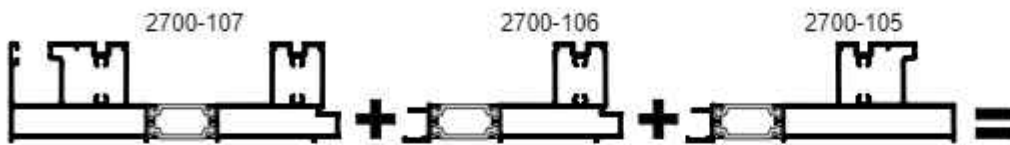
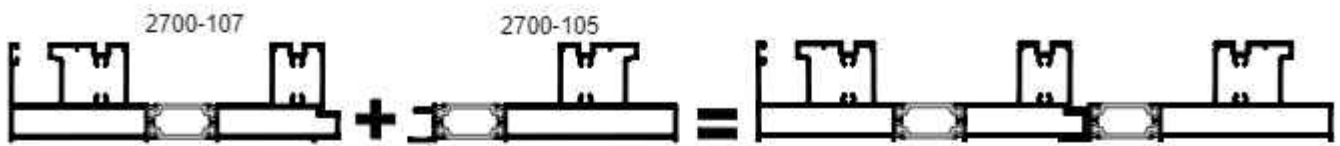
The milling shown here is to be done during the assembly of the corner window.

ΠΡΟΣΟΧΗ

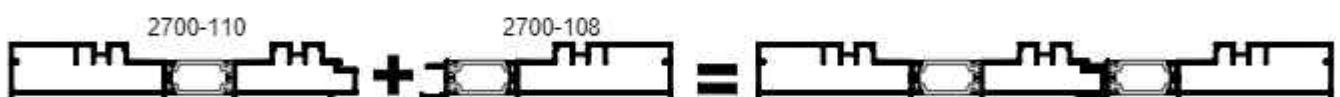
Τα τρυπήματα γίνονται κατά την διάρκεια της συναρμολόγησης της κατασκευής.

FRAME CONNECTION
ΣΥΝΔΕΣΗ ΟΔΗΓΩΝ

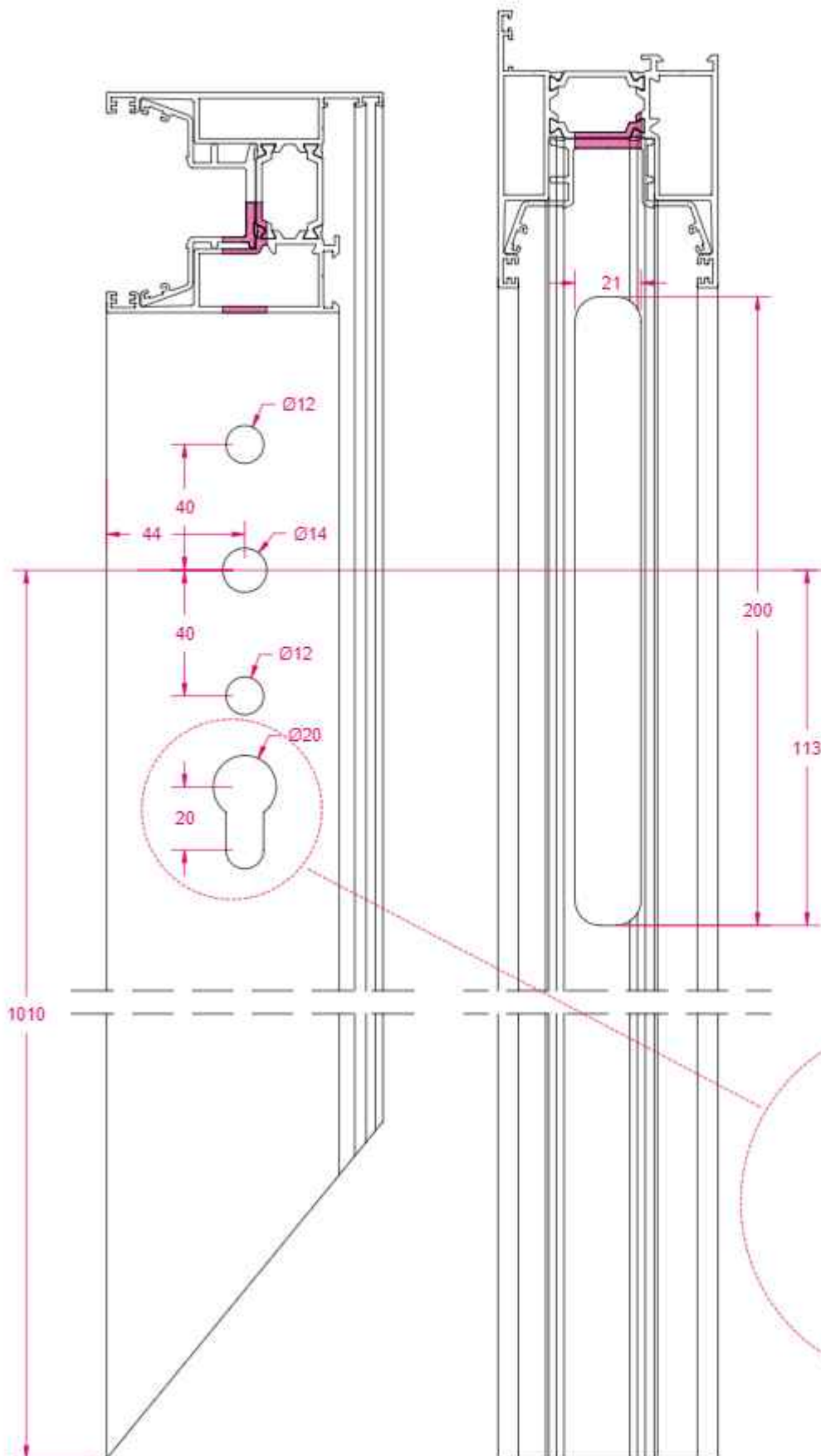
Connection for high performance frames



Connection for flat frames



MILLING FOR L/S MECHANISM ON SASH 2700-201
ΚΑΤΕΡΓΑΣΙΑ ΓΙΑ ΜΗΧΑΝΙΣΜΟ ΣΤΟ ΦΥΛΛΟ 2700-201



ATTENTION

The milling shown here is for the handle region of the lock

The same milling applies for E923-101GU, E923-103GU, E923-104GU, E923-106GU

ΠΡΟΣΟΧΗ

Οι κατεργασίες γίνονται για το σημείο της κλειδαριάς που βρίσκεται το πόμολο.

Η ίδια κατεργασία γίνεται και για την E923-101GU, E923-103GU, E923-104GU, E923-106GU

ATTENTION

The dimensions of the drawing are calculated for rollers E923-205GU.

With different rollers the dimensions must be calculated again.

ΠΡΟΣΟΧΗ

Οι διαστάσεις που θα γίνουν οι κατεργασίες έχουν υπολογιστεί για ράουλα E923-205GU.

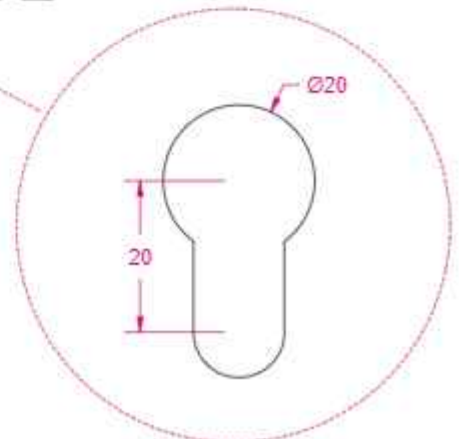
Αν χρησιμοποιηθούν διαφορετικά ράουλα θα πρέπει οι διαστάσεις που θα γίνουν οι κατεργασίες να υπολογιστούν εκ νέου.

ATTENTION

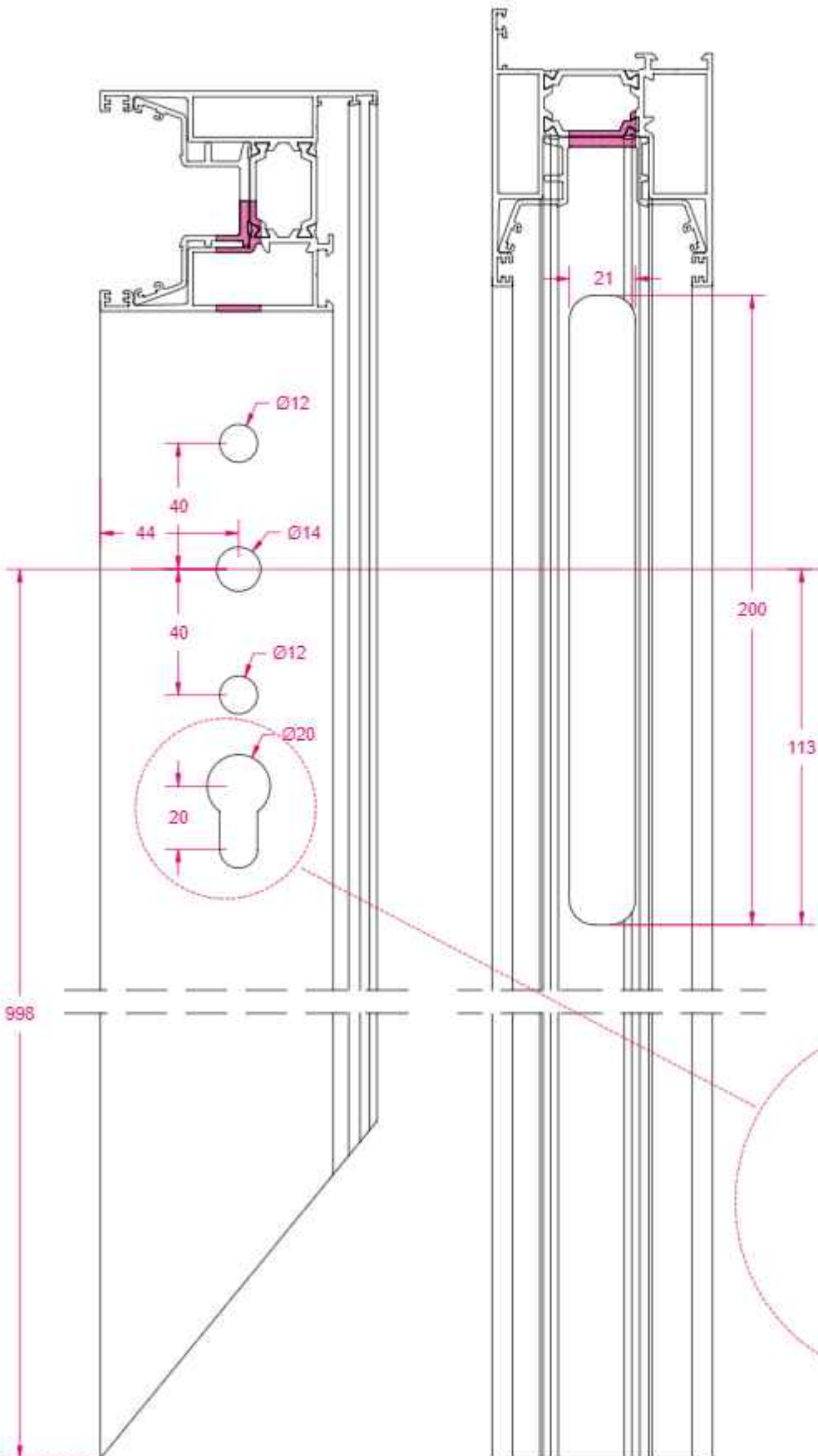
Optional milling for cylinder

ΠΡΟΣΟΧΗ

Κατεργασία για ασφαλή κλειδαριάς



MILLING FOR L/S MECHANISM ON SASH 2700-201
 ΚΑΤΕΡΓΑΣΙΑ ΓΙΑ ΜΗΧΑΝΙΣΜΟ ΣΤΟ ΦΥΛΛΟ 2700-201

**ATTENTION**

The milling shown here is for the handle region of the lock

The same milling applies for E923-101GU, E923-103GU, E923-104GU, E923-106GU

ΠΡΟΣΟΧΗ

Οι κατεργασίες γίνονται για το σημείο της κλειδαριάς που βρίσκεται το πόμολο.

Η ίδια κατεργασία γίνεται και για την E923-101GU, E923-103GU, E923-104GU, E923-106GU

ATTENTION

The dimensions of the drawing are calculated for rollers E923-201GU.

With different rollers the dimensions must be calculated again.

ΠΡΟΣΟΧΗ

Οι διαστάσεις που θα γίνουν οι κατεργασίες έχουν υπολογιστεί για ράουλα E923-201GU.

Αν χρησιμοποιηθούν διαφορετικά ράουλα θα πρέπει οι διαστάσεις που θα γίνουν οι κατεργασίες να υπολογιστούν εκ νέου.

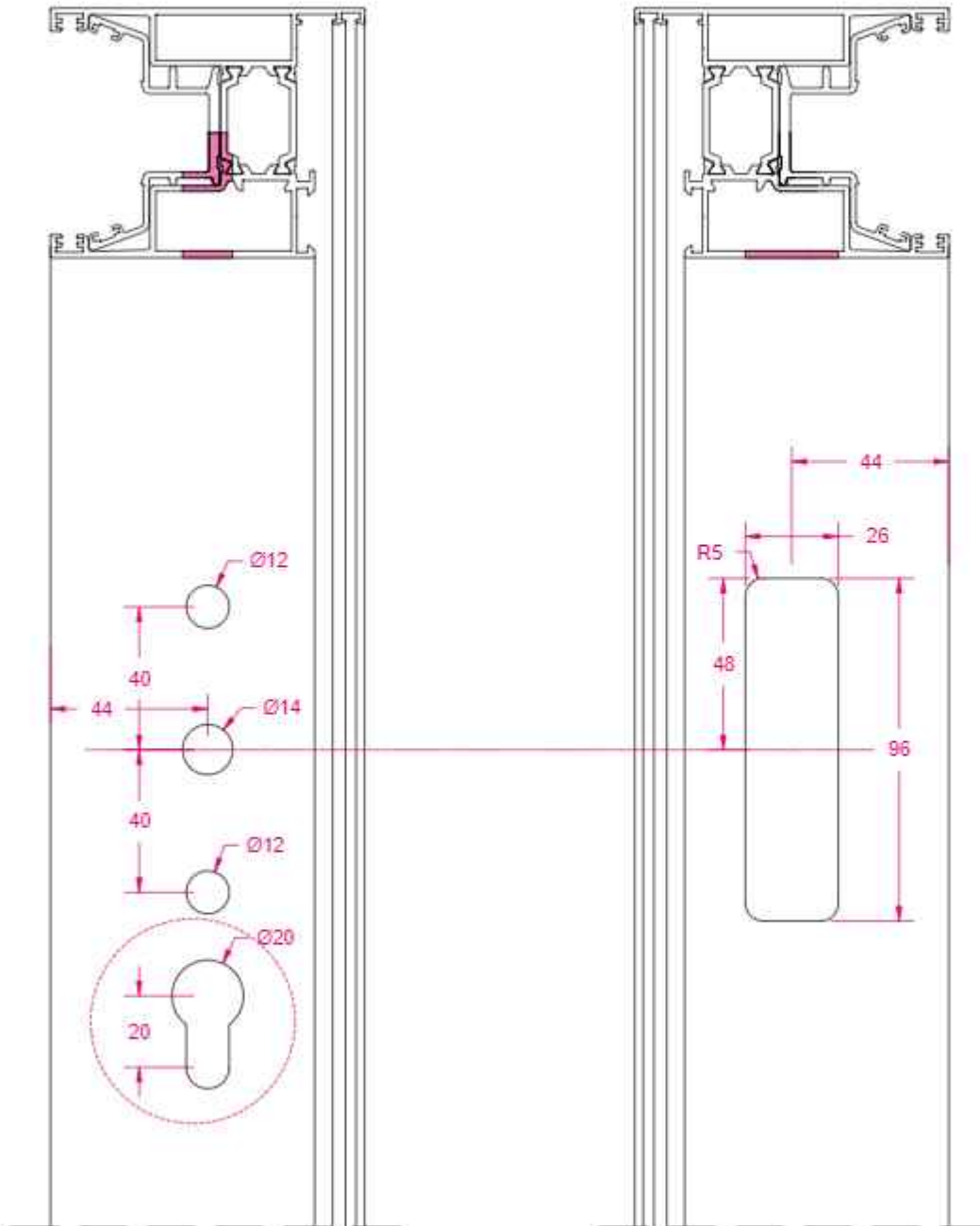
ATTENTION

Optional milling for cylinder

ΠΡΟΣΟΧΗ

Κατεργασία για ασφαλή κλειδαριάς

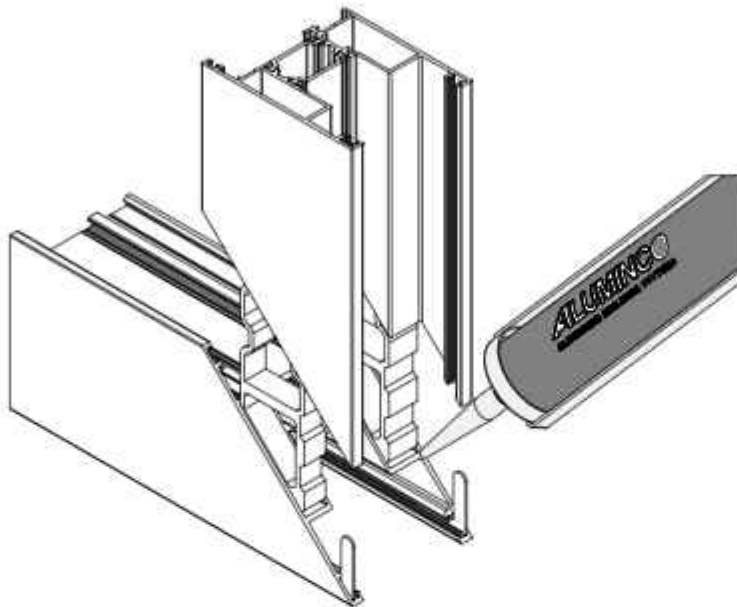
MILLING FOR L/S INTERNAL HANDLE ON SASH 2700-201
ΚΑΤΕΡΓΑΣΙΑ ΓΙΑ ΧΟΥΦΤΑ ΣΤΟ ΦΥΛΛΟ 2700-201



CORNER CONNECTION OF 2700-201 ΣΥΝΔΕΣΗ ΓΩΝΙΑΣ ΤΟΥ 2700-201

Crimping corner connection of 2700-101

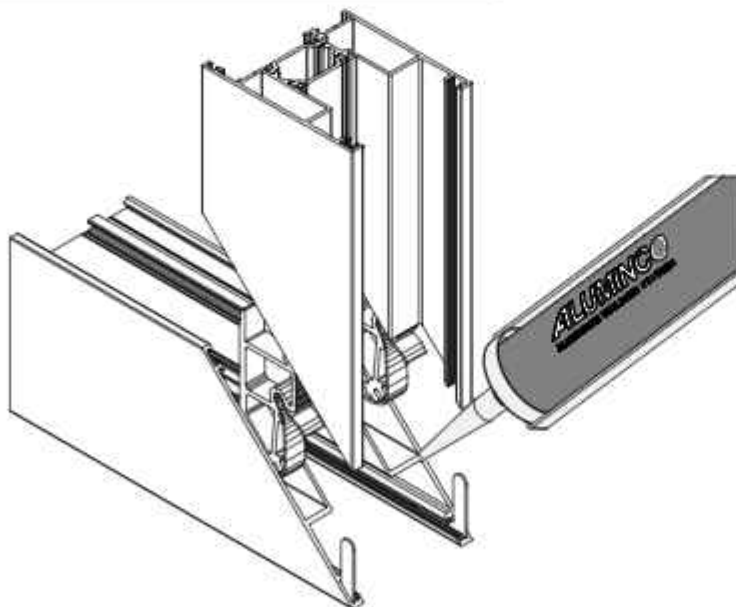
Σύνδεση οδηγού 2700-101 με γωνιά γωνιάστρας



	E2700-164
	E2700-165
	EA510-207I/U

Mechanical corner connection of 2700-101

Σύνδεση οδηγού 2700-101 με μηχανική γωνιά



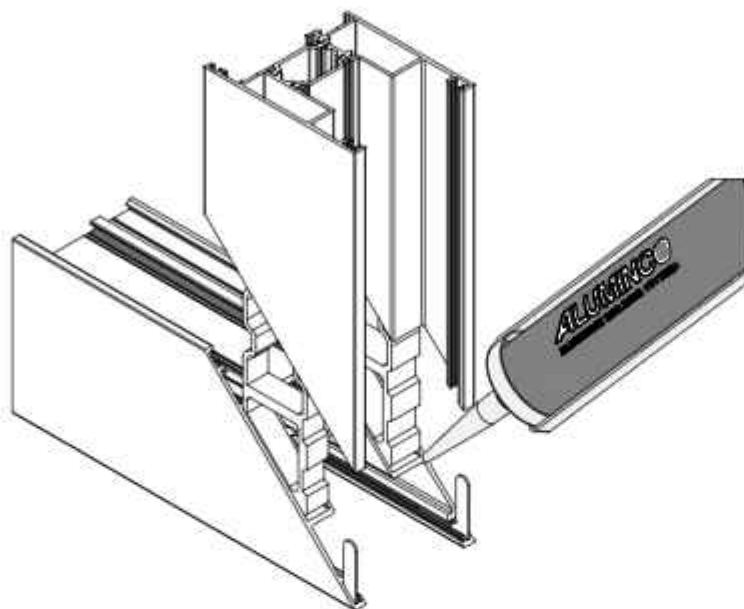
	E2700-144
	E2700-145
	EA510-207I/U

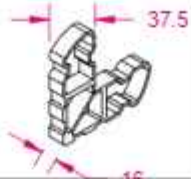
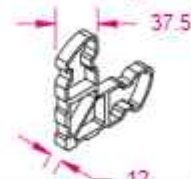

1. Cut the profiles according to the guidelines of the cutting calculations
Κόπη των προφίλ βάση των οδηγιών του καταλόγου
2. Clean the profiles using an approved cleaning product and a soft cloth
Καθαρισμός των προφίλ με κάποιο εγκεκριμένο προϊόν καθαρισμού και ένα μαλακό πανί
3. Apply an anti-corrosion product
Χρήση αντισκωριακού
4. Seal the cutting area and the open chambers of the profiles with an approved sealing glue
Σφράγιση της κομμένης επιφάνειας και των θαλάμων του προφίλ με εγκεκριμένη κόλλα (Δύο συστατικών)
5. Install the crimping or mechanical corners in the chambers of the profiles and finalize the assembly process.
Τοποθέτηση των γωνιών γωνιάστρας ή των μηχανικών γωνιών και ολοκλήρωση της διαδικασίας γωνιάσματος
6. Clean any extra product that has dripped to the visible surface of the profiles
Καθαρισμός της επιπλέον κόλλας που έχει υπερχειλίσει στην επιφάνεια εμφανής επιφάνεια του προφίλ

CORNER CONNECTION OF 2700-201
ΣΥΝΔΕΣΗ ΓΩΝΙΑΣ ΤΟΥ 2700-201

Crimping corner connection of 2700-101

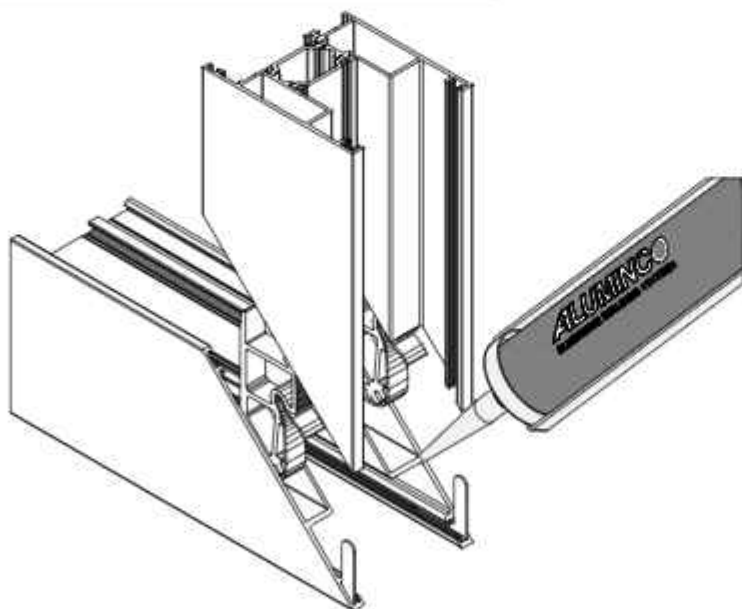
Σύνδεση οδηγού 2700-101 με γωνιά γωνιάστρας

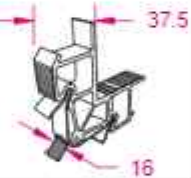




	E2700-164
	E2700-165
	EA510-207I/U

Mechanical corner connection of 2700-101

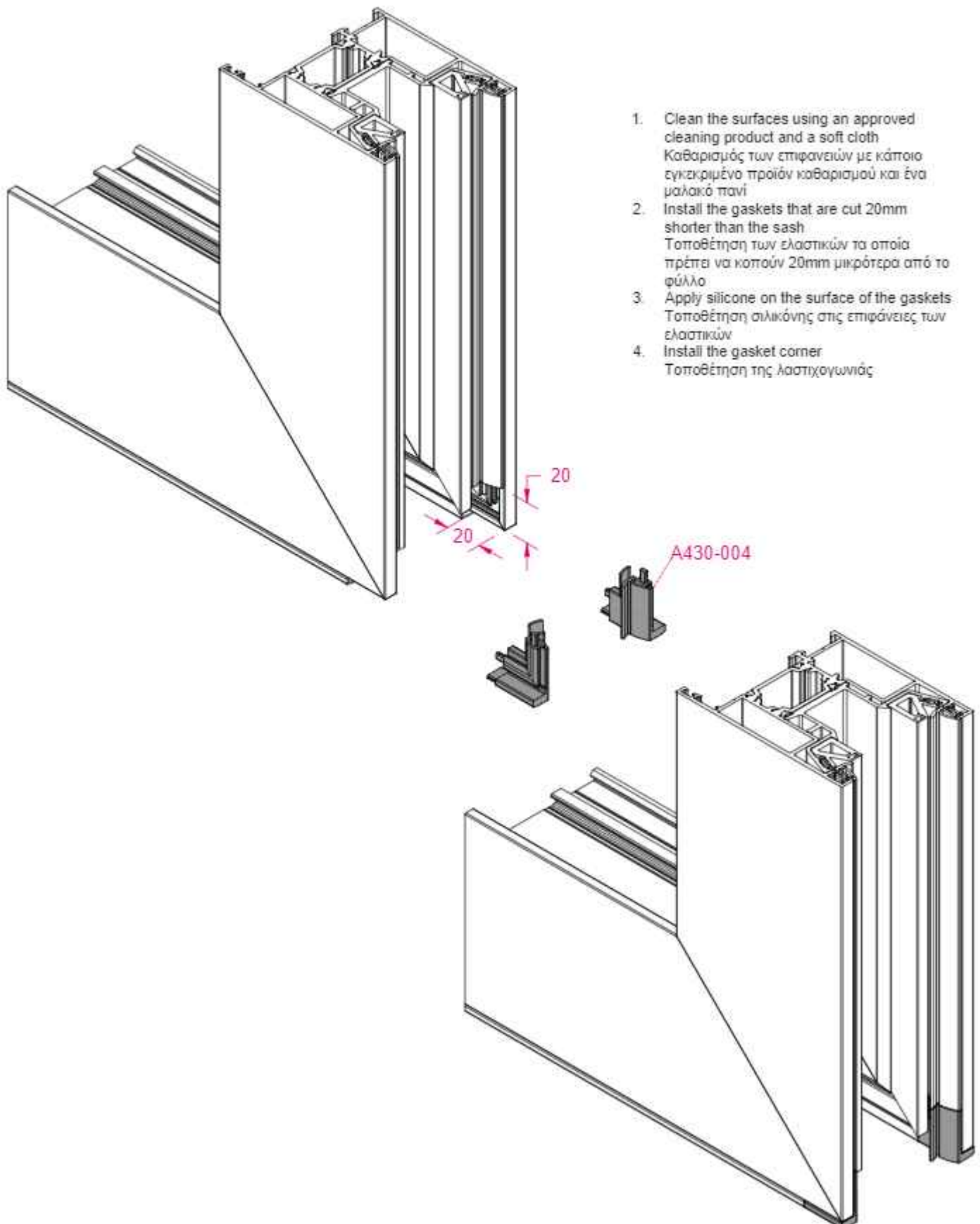
Σύνδεση οδηγού 2700-101 με μηχανική γωνιά



	E2700-144
	E2700-145
	EA510-207I/U

1. Cut the profiles according to the guidelines of the cutting calculations
Κόψη των προφίλ βάση των οδηγιών του καταλόγου
2. Clean the profiles using an approved cleaning product and a soft cloth
Καθαρισμός των προφίλ με κάποιο εγκεκριμένο προϊόν καθαρισμού και ένα μαλακό πανί
3. Apply an anti-corrosion product
Χρήση αντισκωριακού
4. Seal the cutting area and the open chambers of the profiles with an approved sealing glue
Σφράγιση της κομμένης επιφάνειας και των θαλάμων του προφίλ με εγκεκριμένη κόλλα (Δύο συστατικών)
5. Install the crimping or mechanical corners in the chambers of the profiles and finalize the assembly process.
Τοποθέτηση των γωνιών γωνιάστρας ή των μηχανικών γωνιών και ολοκλήρωση της διαδικασίας γωνιάσματος.
6. Clean any extra product that has dripped to the visible surface of the profiles
Καθαρισμός της επιπλέον κόλλας που έχει υπερχειλίσει στην επιφάνεια εμφανής επιφάνεια του προφίλ

GASKET CORNER INSTALLATION ON SASH
ΠΡΟΣΘΗΚΗ ΛΑΣΤΙΧΟΓΩΝΙΑΣ ΦΥΛΛΟΥ



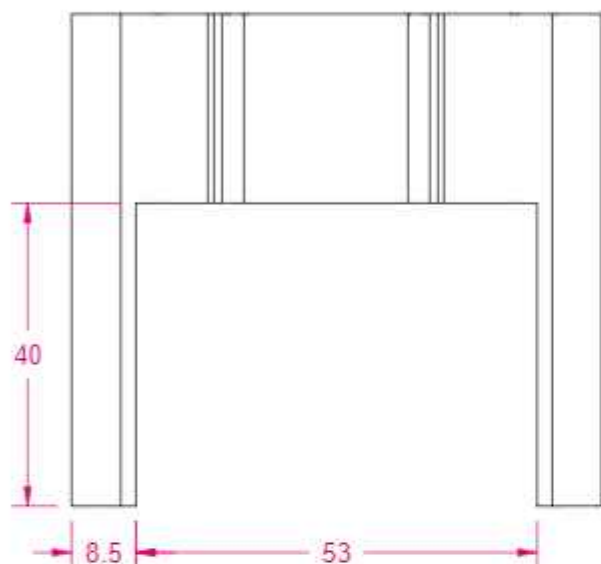
MILLING FOR 2700-203 FOR 90 DEGREES CONNECTION WITH 2700-201
ΚΑΤΕΡΓΑΣΙΑ 2700-203 ΓΙΑ ΣΟΚΟΡΟ ΜΕ ΤΟ 2700-201

ATTENTION

This milling is applied for standard and semi-flat track versions

ΠΡΟΣΟΧΗ

Η κατεργασία αυτή γίνεται όταν έχουμε εκδόσεις standard και semi-flat οδηγού

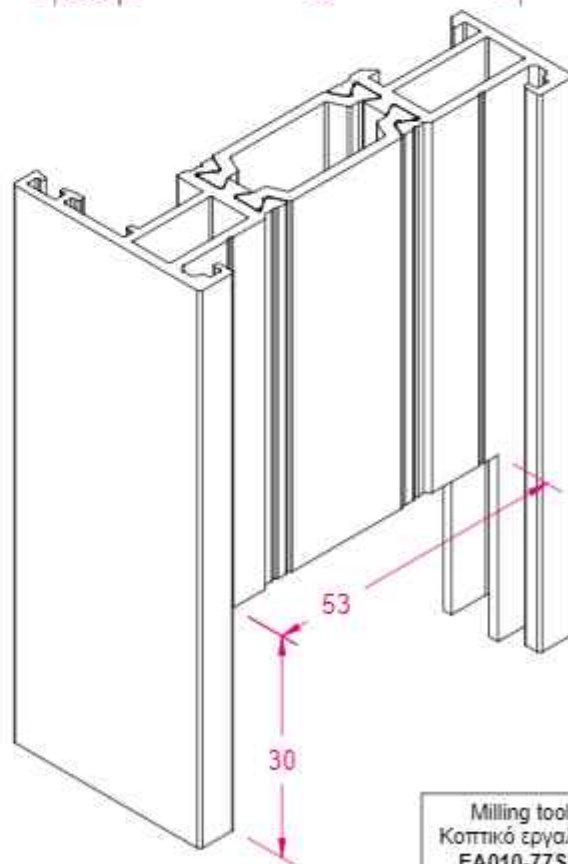
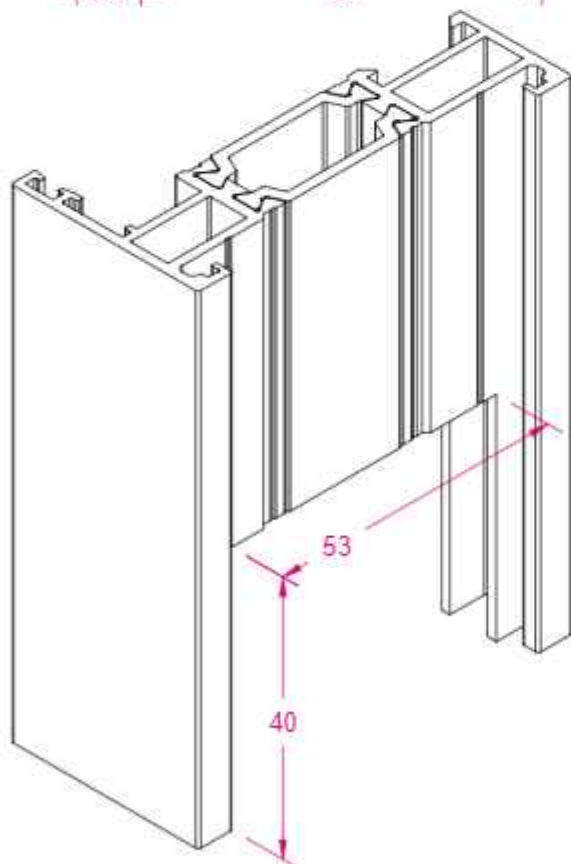
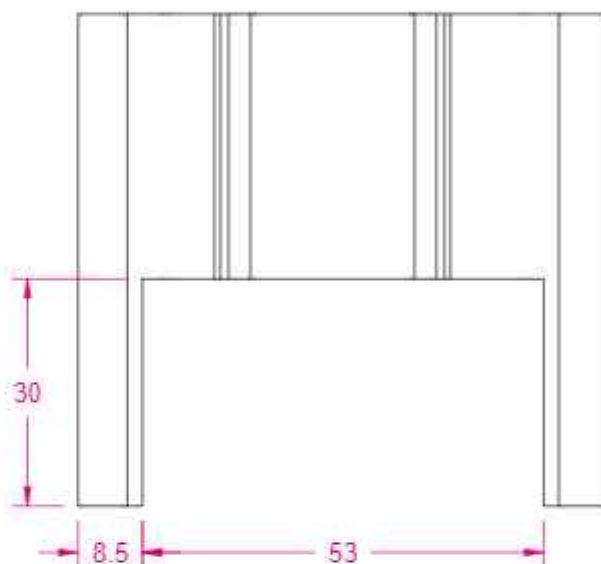


ATTENTION

This milling is applied for flat and hidden track versions

ΠΡΟΣΟΧΗ

Η κατεργασία αυτή γίνεται όταν έχουμε εκδόσεις flat και hidden οδηγού



ATTENTION

The 40mm milling is always applied at the top end of the sash

ΠΡΟΣΟΧΗ

Η κατεργασία ύψους 40mm γίνεται πάντα και στην πάνω μεριά του φύλλου



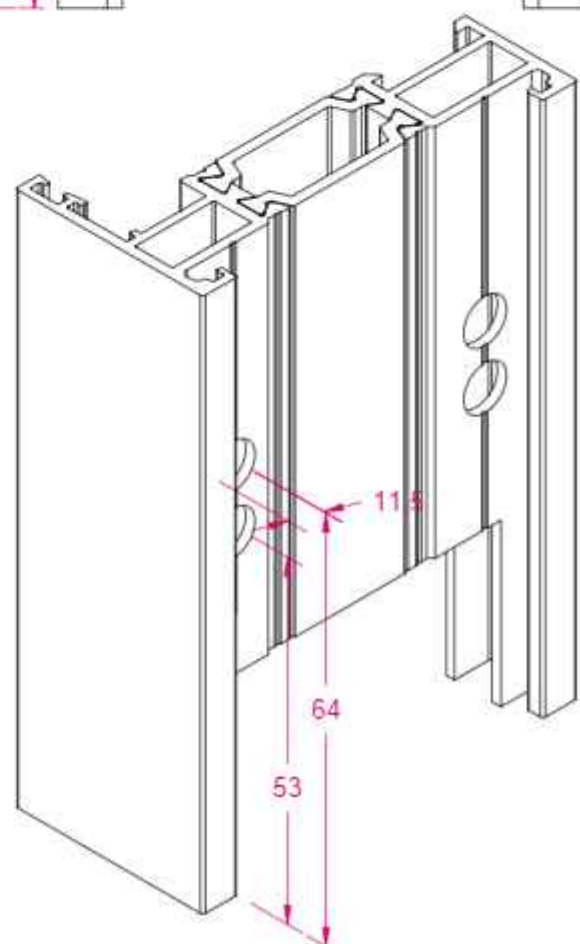
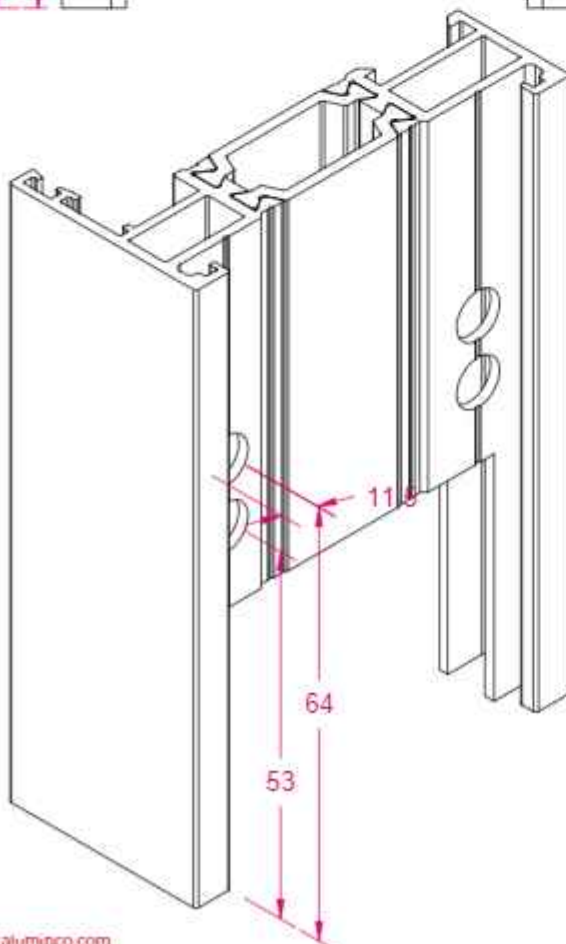
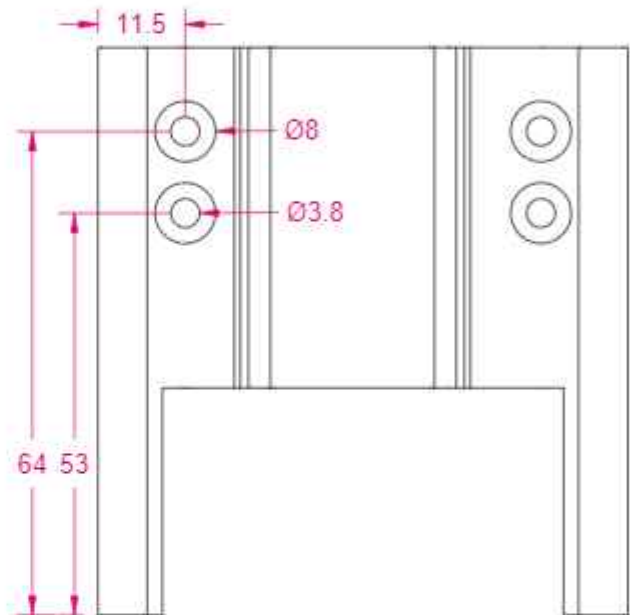
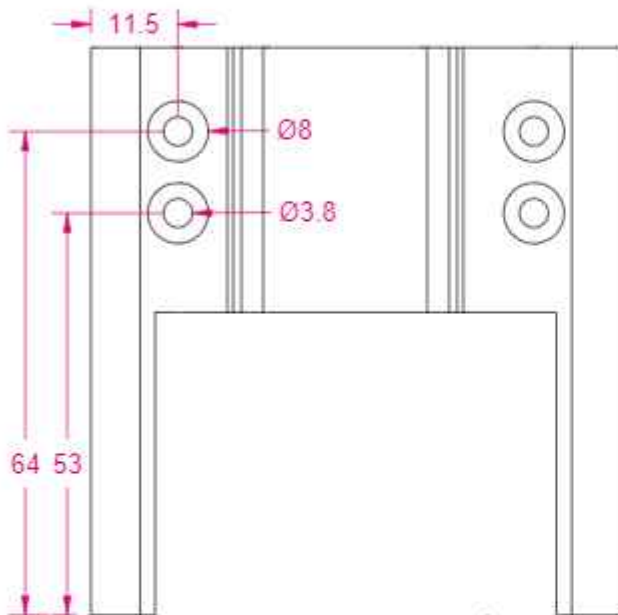
MILLING FOR 2700-203 FOR 90 DEGREES CONNECTION WITH 2700-201
ΚΑΤΕΡΓΑΣΙΑ 2700-203 ΓΙΑ ΣΟΚΟΡΟ ΜΕ ΤΟ 2700-201

ATTENTION

The $\varnothing 3.8$ mm hole is drilled through out both faces of the profile while the 8mm-10mm whole is drilled afterwards only in the front face of the profile in order to fit the head of the screw.

ΠΡΟΣΟΧΗ

Η διάτρηση 3,8mm θα γίνει διαπεραστικά σε όλο το προφίλ ενώ η διάτρηση 8mm-10mm θα γίνει στην συνέχεια μόνο στην έξω πλευρά του προφίλ για να μπορεί να περάσει η κεφαλή της βίδας.



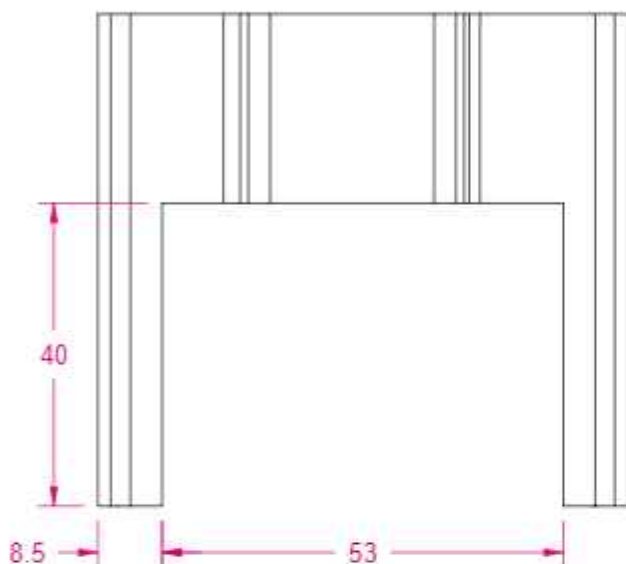
MILLING FOR 2700-205 FOR 90 DEGREES CONNECTION WITH 2700-201
ΚΑΤΕΡΓΑΣΙΑ 2700-205 ΓΙΑ ΣΟΚΟΡΟ ΜΕ ΤΟ 2700-201

ATTENTION

This milling is applied for standard and semi-flat track versions

ΠΡΟΣΟΧΗ

Η κατεργασία αυτή γίνεται όταν έχουμε εκδόσεις standard και semi-flat οδηγού

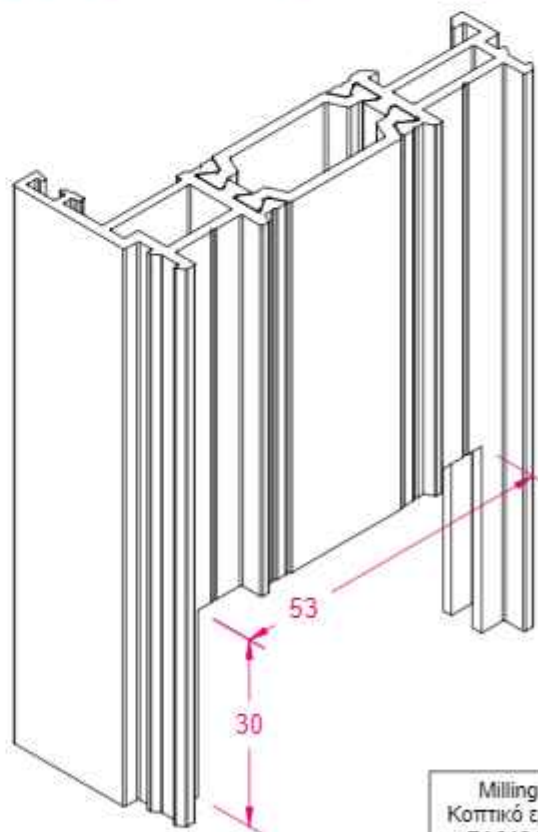
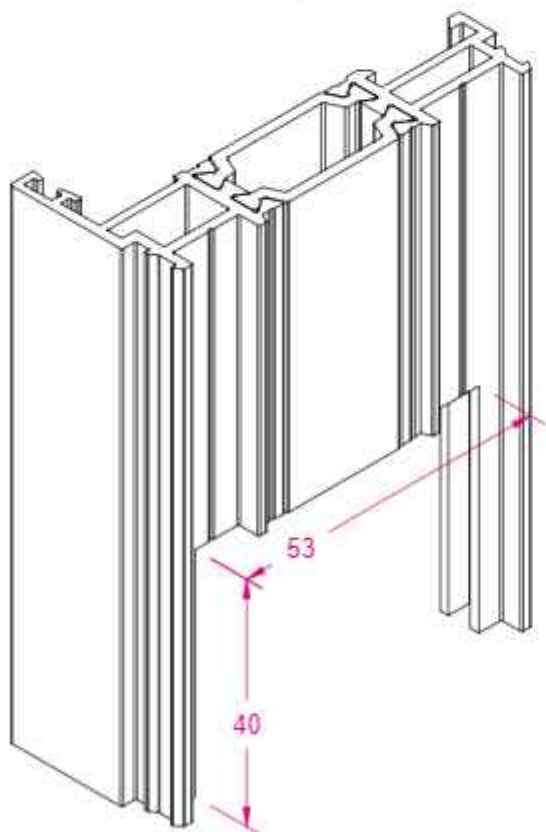
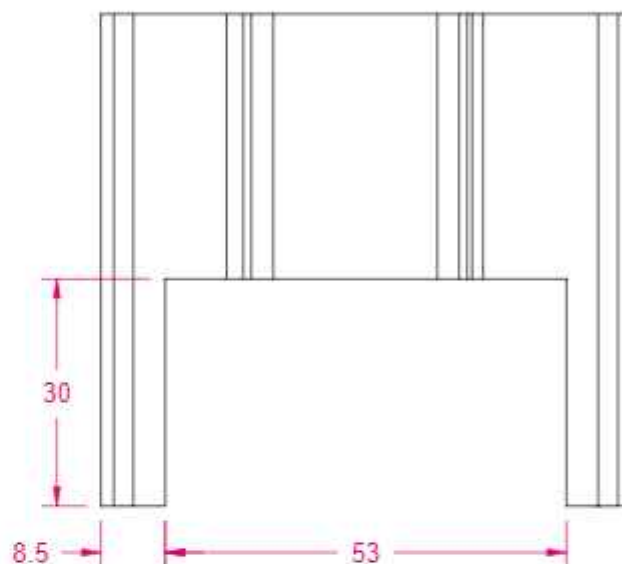


ATTENTION

This milling is applied for flat and hidden track versions

ΠΡΟΣΟΧΗ

Η κατεργασία αυτή γίνεται όταν έχουμε εκδόσεις flat και hidden οδηγού



ATTENTION

The 40mm milling is always applied at the top end of the sash

ΠΡΟΣΟΧΗ

Η κατεργασία ύψους 40mm γίνεται πάντα και στην πάνω μεριά του φύλλου



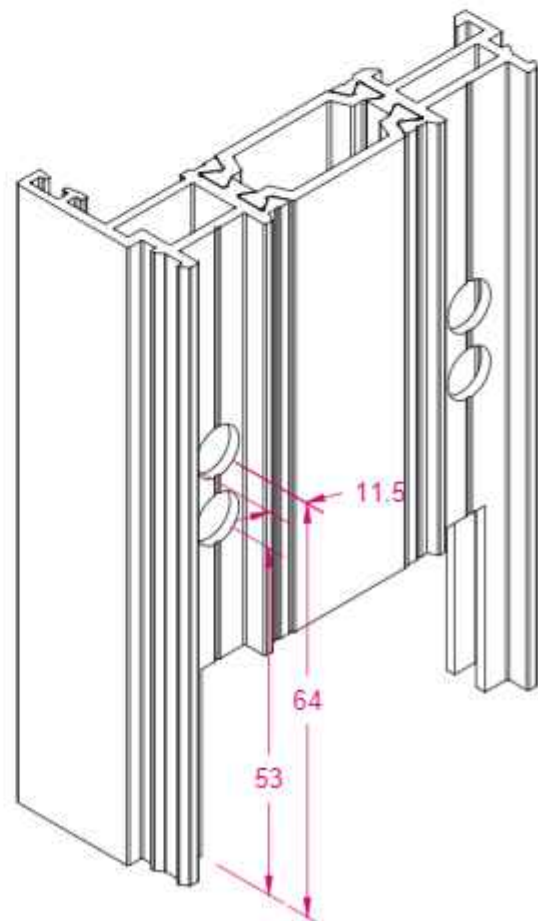
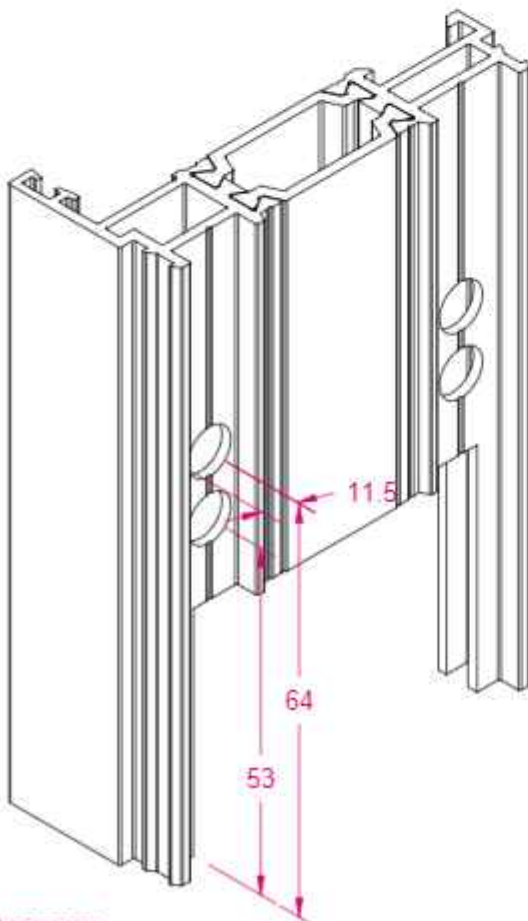
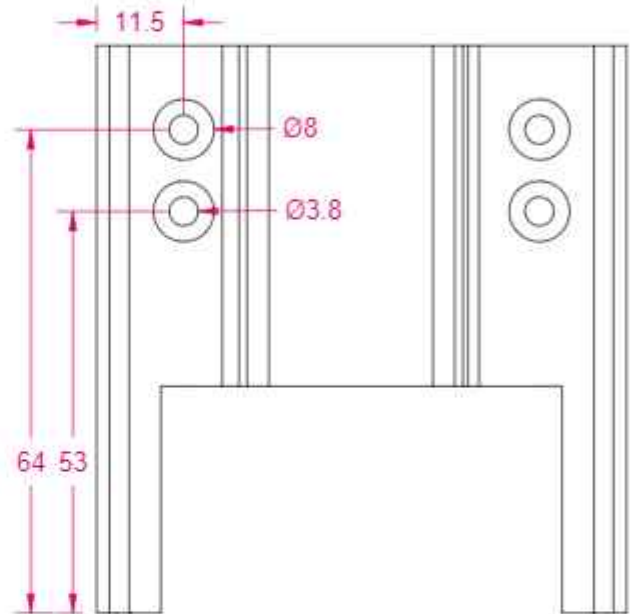
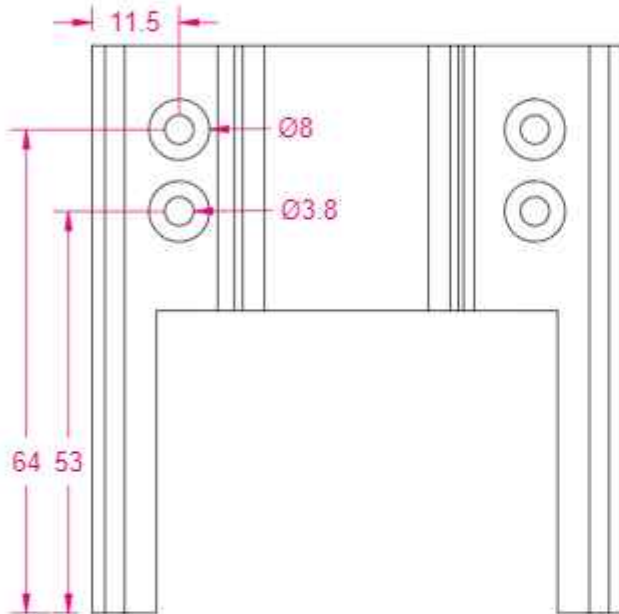
MILLING FOR 2700-205 FOR 90 DEGREES CONNECTION WITH 2700-201
ΚΑΤΕΡΓΑΣΙΑ 2700-205 ΓΙΑ ΣΟΚΟΡΟ ΜΕ ΤΟ 2700-201

ATTENTION

The $\varnothing 3.8$ mm hole is drilled through out both faces of the profile while the 8mm-10mm whole is drilled afterwards only in the front face of the profile in order to fit the head of the screw.

ΠΡΟΣΟΧΗ

Η διάτρηση 3,8mm θα γίνει διαπεραστικά σε όλο το προφίλ ενώ η διάτρηση 8mm-10mm θα γίνει στην συνέχεια μόνο στην έξω πλευρά του προφίλ για να μπορεί να περάσει η κεφαλή της βίδας.



MILLING FOR 2700-204 FOR 90 DEGREES CONNECTION WITH 2700-201
ΚΑΤΕΡΓΑΣΙΑ 2700-204 ΓΙΑ ΣΟΚΟΡΟ ΜΕ ΤΟ 2700-201

ATTENTION

This milling is applied for standard and semi-flat track versions

ΠΡΟΣΟΧΗ

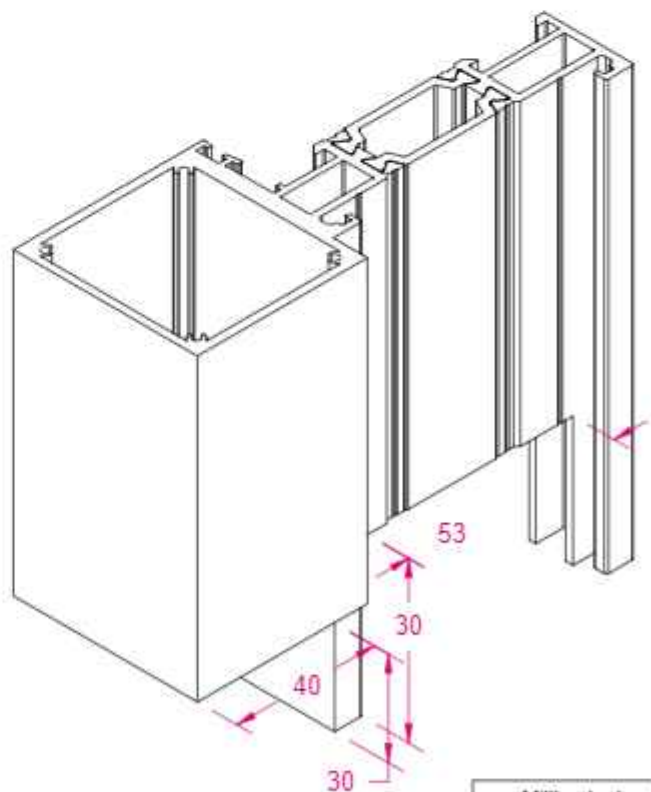
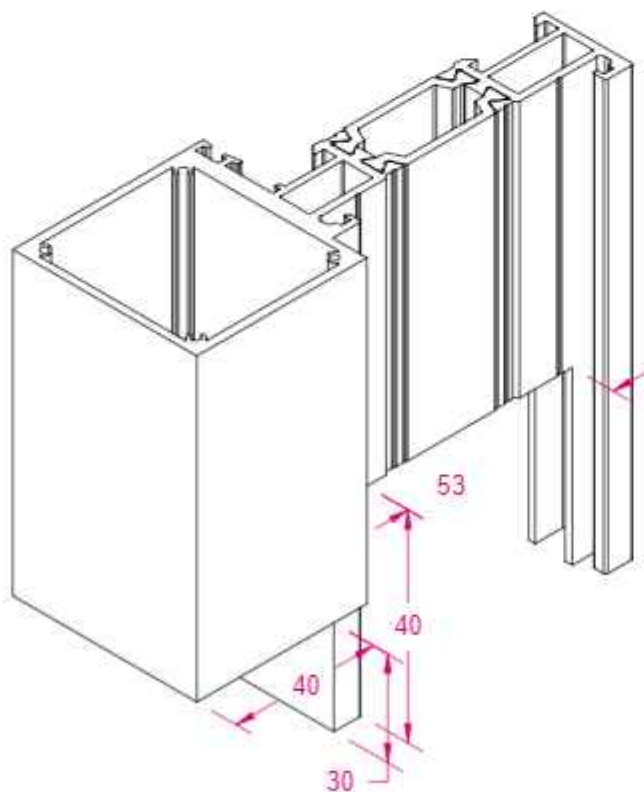
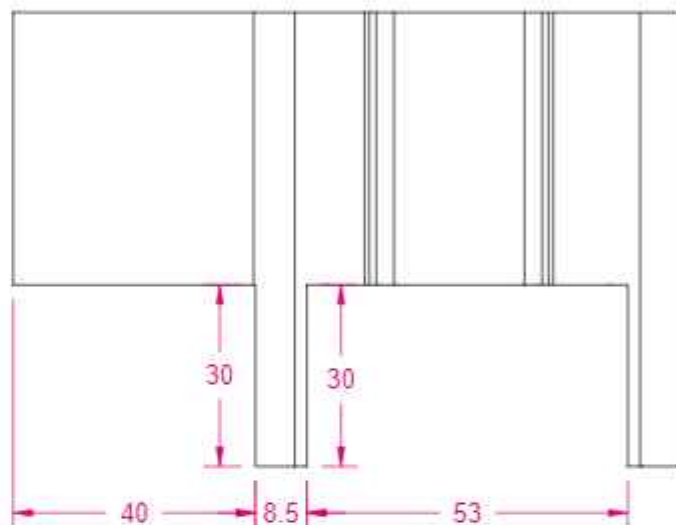
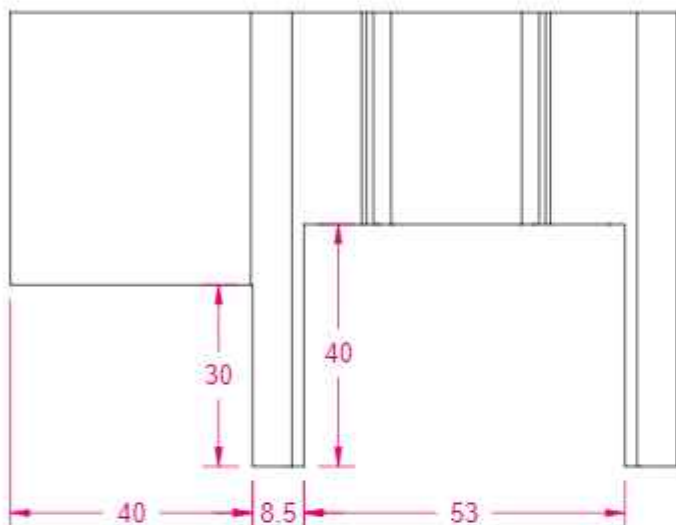
Η κατεργασία αυτή γίνεται όταν έχουμε εκδόσεις standard και semi-flat οδηγού

ATTENTION

This milling is applied for flat and hidden track versions

ΠΡΟΣΟΧΗ

Η κατεργασία αυτή γίνεται όταν έχουμε εκδόσεις flat και hidden οδηγού



ATTENTION

The 40mm milling is always applied at the top end of the sash

ΠΡΟΣΟΧΗ

Η κατεργασία ύψους 40mm γίνεται πάντα και στην πάνω μεριά του φύλλου



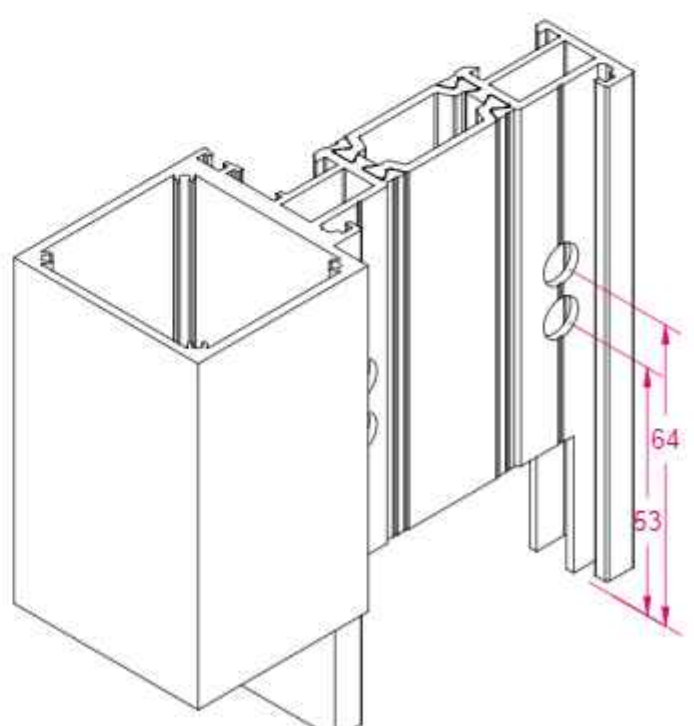
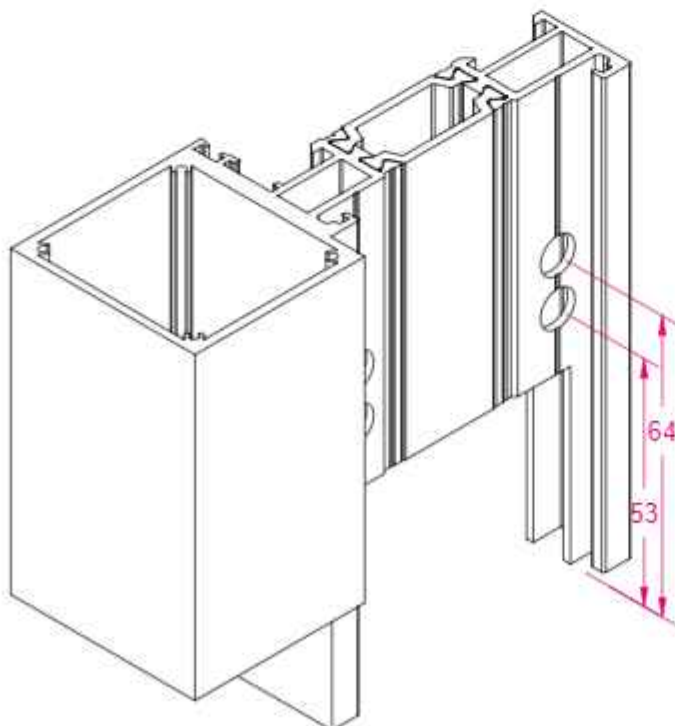
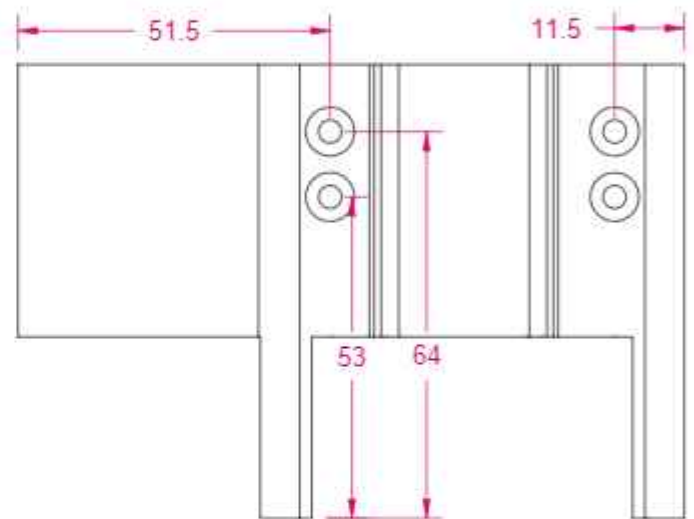
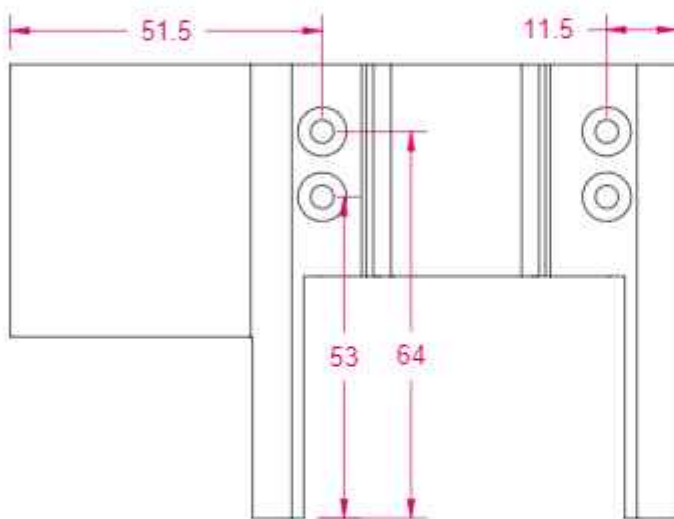
MILLING FOR 2700-204 FOR 90 DEGREES CONNECTION WITH 2700-201
ΚΑΤΕΡΓΑΣΙΑ 2700-204 ΓΙΑ ΣΟΚΟΡΟ ΜΕ ΤΟ 2700-201

ATTENTION

The $\varnothing 3.8\text{mm}$ hole is drilled through out both faces of the profile while the 8mm-10mm whole is drilled afterwards only in the front face of the profile in order to fit the head of the screw.

ΠΡΟΣΟΧΗ

Η διάτρηση 3,8mm θα γίνει διαπεραστικά σε όλο το προφίλ ενώ η διάτρηση 8mm-10mm θα γίνει στην συνέχεια μόνο στην έξω πλευρά του προφίλ για να μπορεί να περάσει η κεφαλή της βίδας.



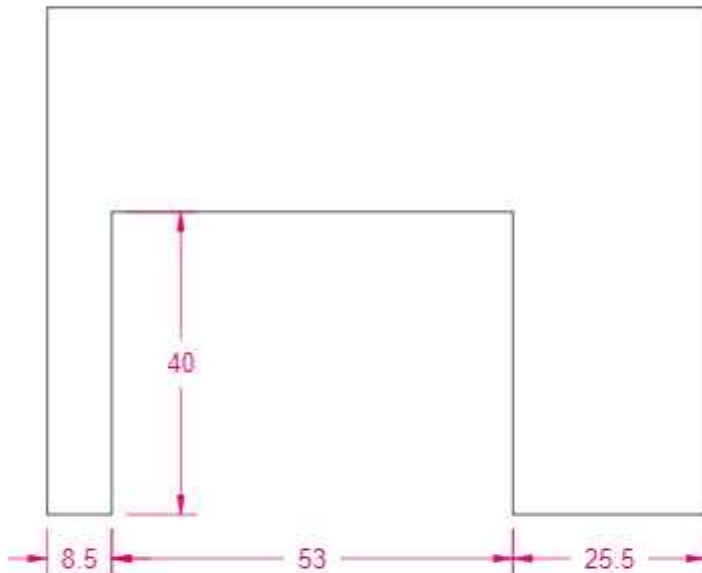
MILLINGS FOR INTERLOCK COVER 2700-301
ΚΑΤΕΡΓΑΣΙΕΣ ΣΤΟ ΚΑΠΑΚΙ ΓΑΝΤΖΟΥ 2700-301

ATTENTION

This milling is applied for standard and semi-flat track versions

ΠΡΟΣΟΧΗ

Η κατεργασία αυτή γίνεται όταν έχουμε εκδόσεις standard και semi-flat οδηγού

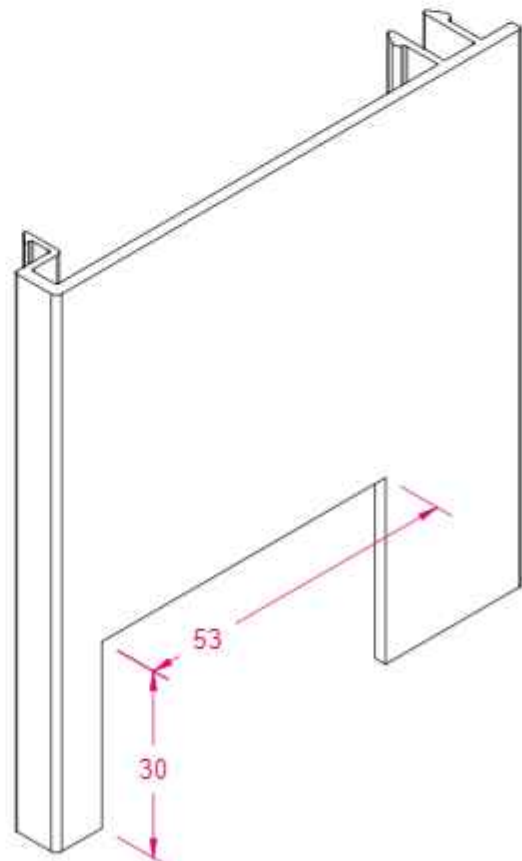
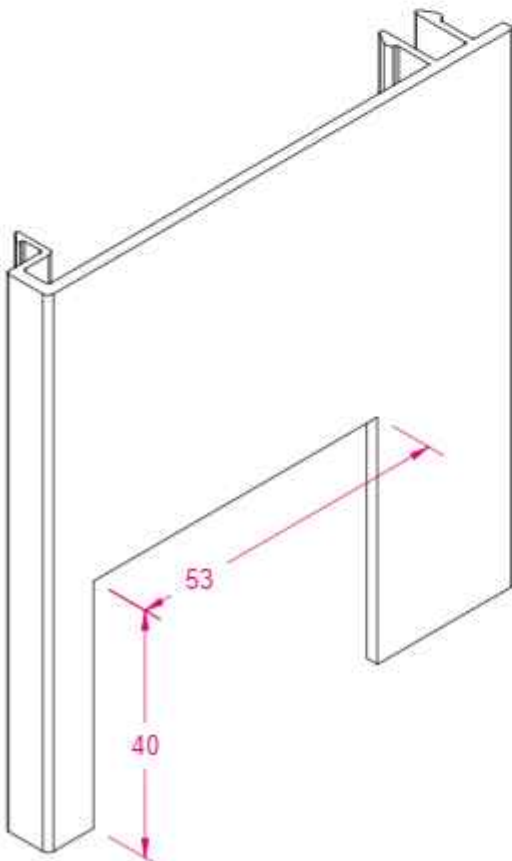


ATTENTION

This milling is applied for flat and hidden track versions

ΠΡΟΣΟΧΗ

Η κατεργασία αυτή γίνεται όταν έχουμε εκδόσεις flat και hidden οδηγού



ATTENTION

The 40mm milling is always applied at the top end of the sash

ΠΡΟΣΟΧΗ

Η κατεργασία ύψους 40mm γίνεται πάντα και στην πάνω μεριά του φύλλου

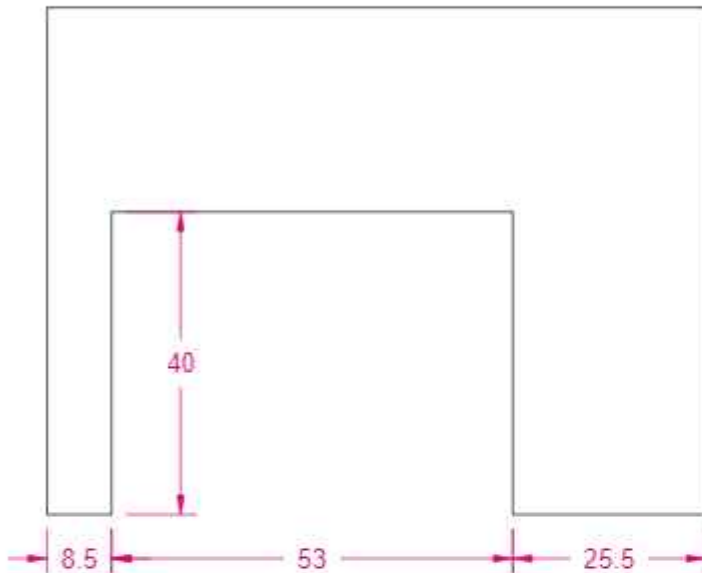
MILLINGS FOR INTERLOCK COVER 2700-305
ΚΑΤΕΡΓΑΣΙΕΣ ΣΤΟ ΚΑΠΑΚΙ ΓΑΝΤΖΟΥ 2700-305

ATTENTION

This milling is applied for standard and semi-flat track versions

ΠΡΟΣΟΧΗ

Η κατεργασία αυτή γίνεται όταν έχουμε εκδόσεις standard και semi-flat οδηγού

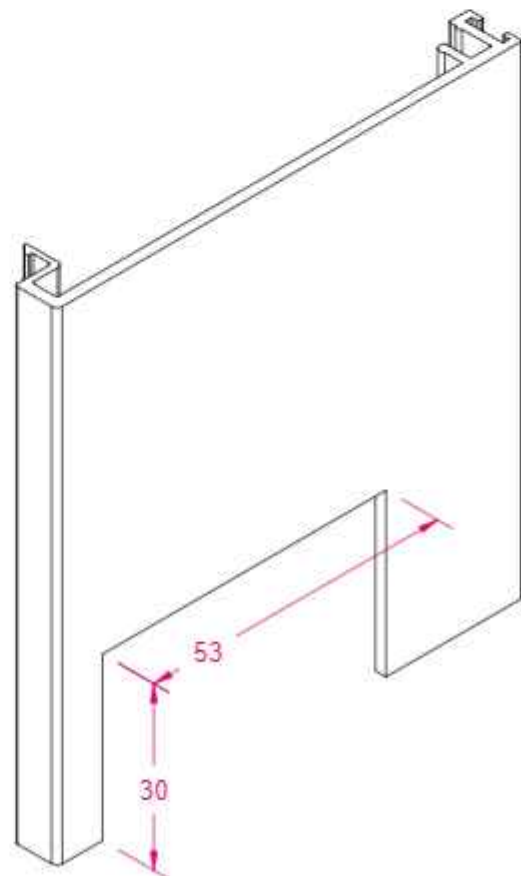
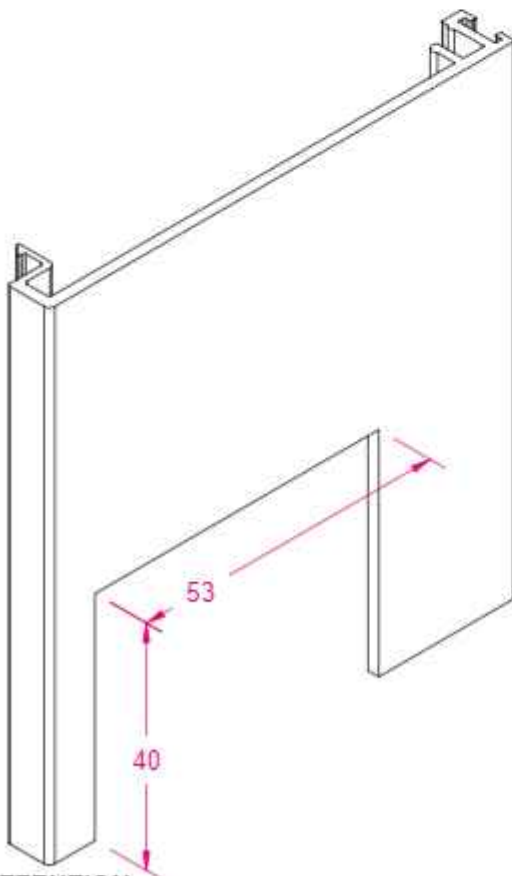
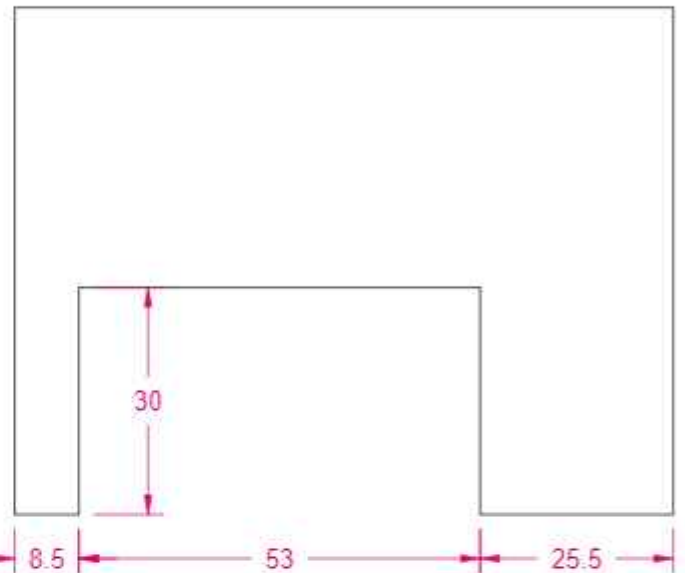


ATTENTION

This milling is applied for flat and hidden track versions

ΠΡΟΣΟΧΗ

Η κατεργασία αυτή γίνεται όταν έχουμε εκδόσεις flat και hidden οδηγού



ATTENTION

The 40mm milling is always applied at the top end of the sash

ΠΡΟΣΟΧΗ

Η κατεργασία ύψους 40mm γίνεται πάντα και στην πάνω μεριά του φύλλου

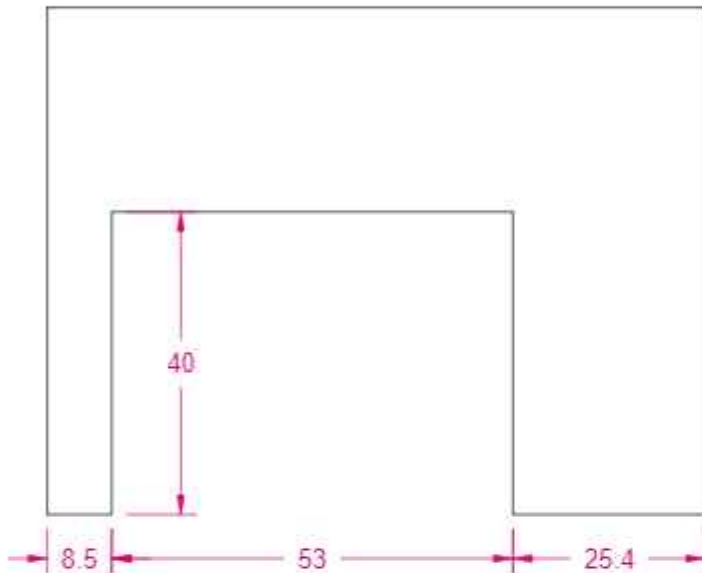
MILLINGS FOR INTERLOCK COVER 2700-303
ΚΑΤΕΡΓΑΣΙΕΣ ΣΤΟ ΚΑΠΑΚΙ ΓΑΝΤΖΟΥ 2700-303

ATTENTION

This milling is applied for standard and semi-flat track versions

ΠΡΟΣΟΧΗ

Η κατεργασία αυτή γίνεται όταν έχουμε εκδόσεις standard και semi-flat οδηγού

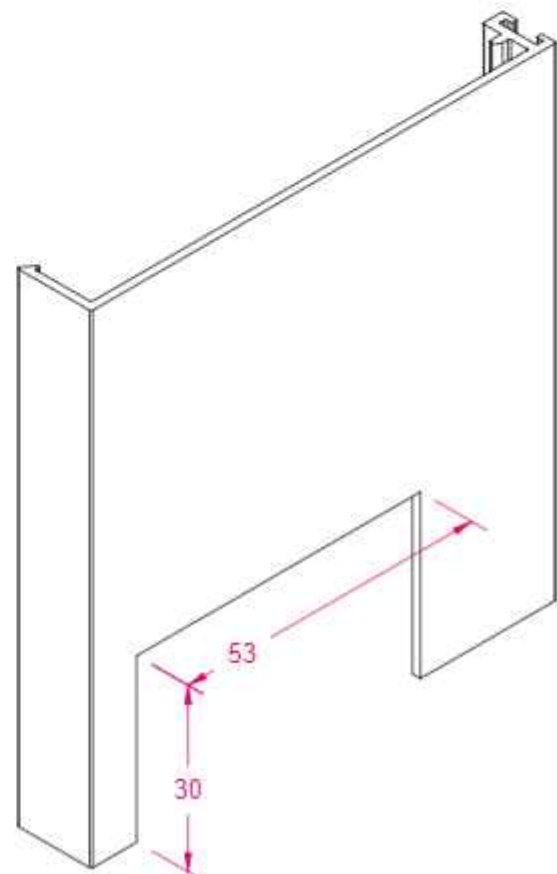
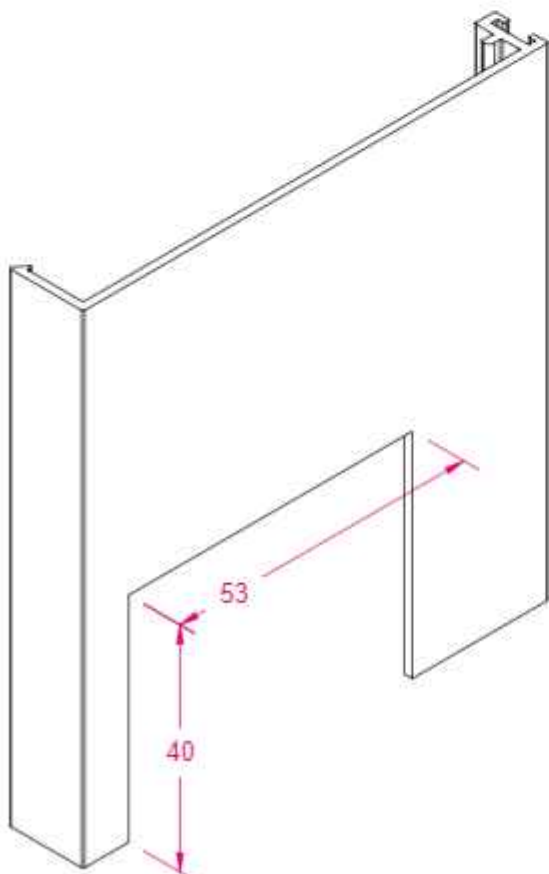
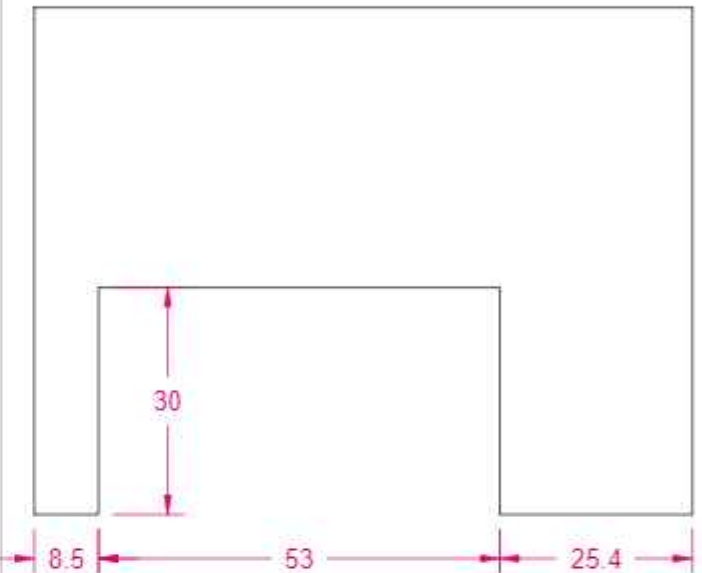


ATTENTION

This milling is applied for flat and hidden track versions

ΠΡΟΣΟΧΗ

Η κατεργασία αυτή γίνεται όταν έχουμε εκδόσεις flat και hidden οδηγού



ATTENTION

The 40mm milling is always applied at the top end of the sash

ΠΡΟΣΟΧΗ

Η κατεργασία ύψους 40mm γίνεται πάντα και στην πάνω μεριά του φύλλου

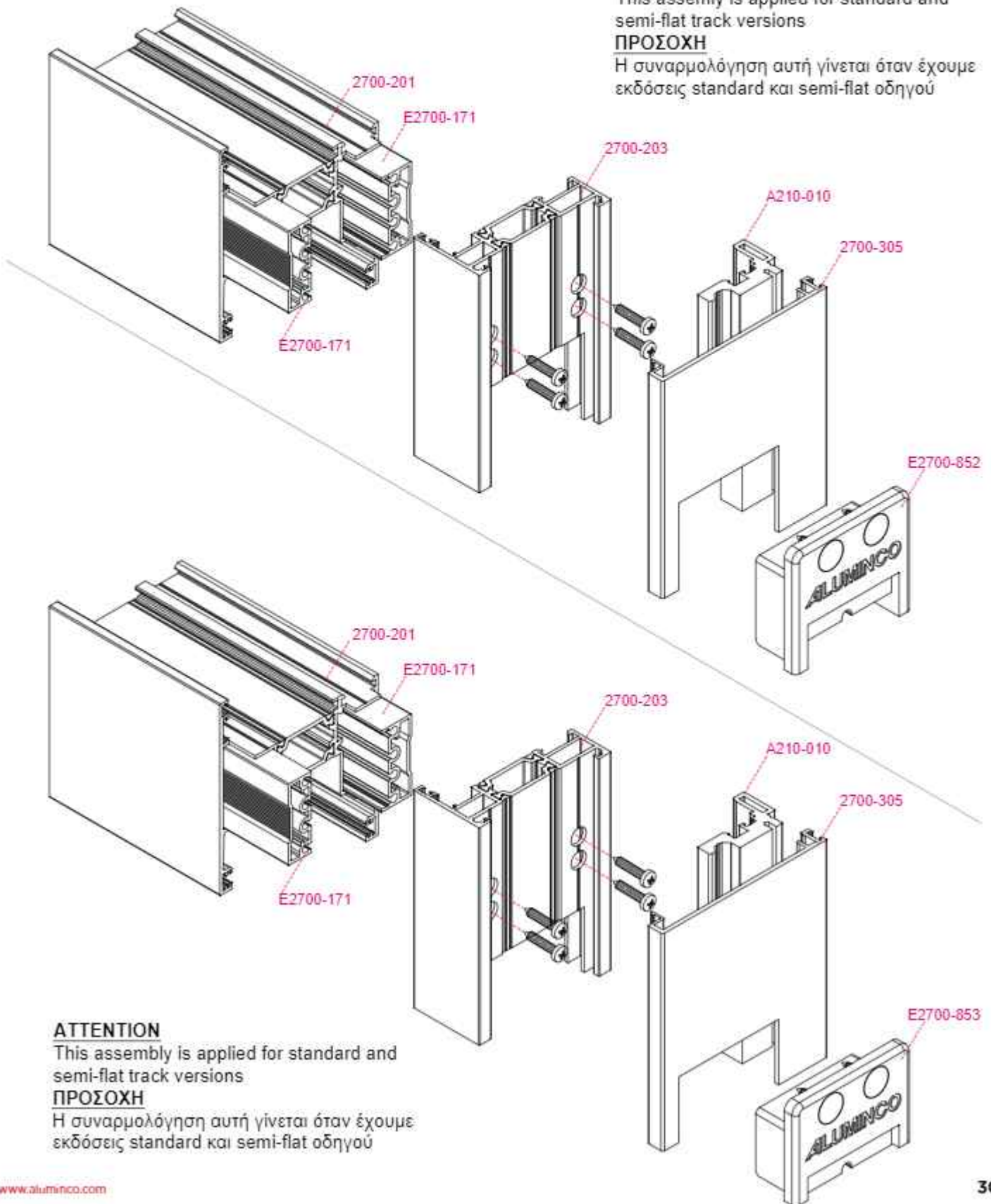
**ASSEMBLY OF 2700-201 WITH 2700-203
ΣΥΝΑΡΜΟΛΟΓΗΣΗ ΤΟΥ 2700-201 ΜΕ ΤΟ 2700-203**

ATTENTION

This assembly is applied for standard and semi-flat track versions

ΠΡΟΣΟΧΗ

Η συναρμολόγηση αυτή γίνεται όταν έχουμε εκδόσεις standard και semi-flat οδηγού



ATTENTION

This assembly is applied for standard and semi-flat track versions

ΠΡΟΣΟΧΗ

Η συναρμολόγηση αυτή γίνεται όταν έχουμε εκδόσεις standard και semi-flat οδηγού

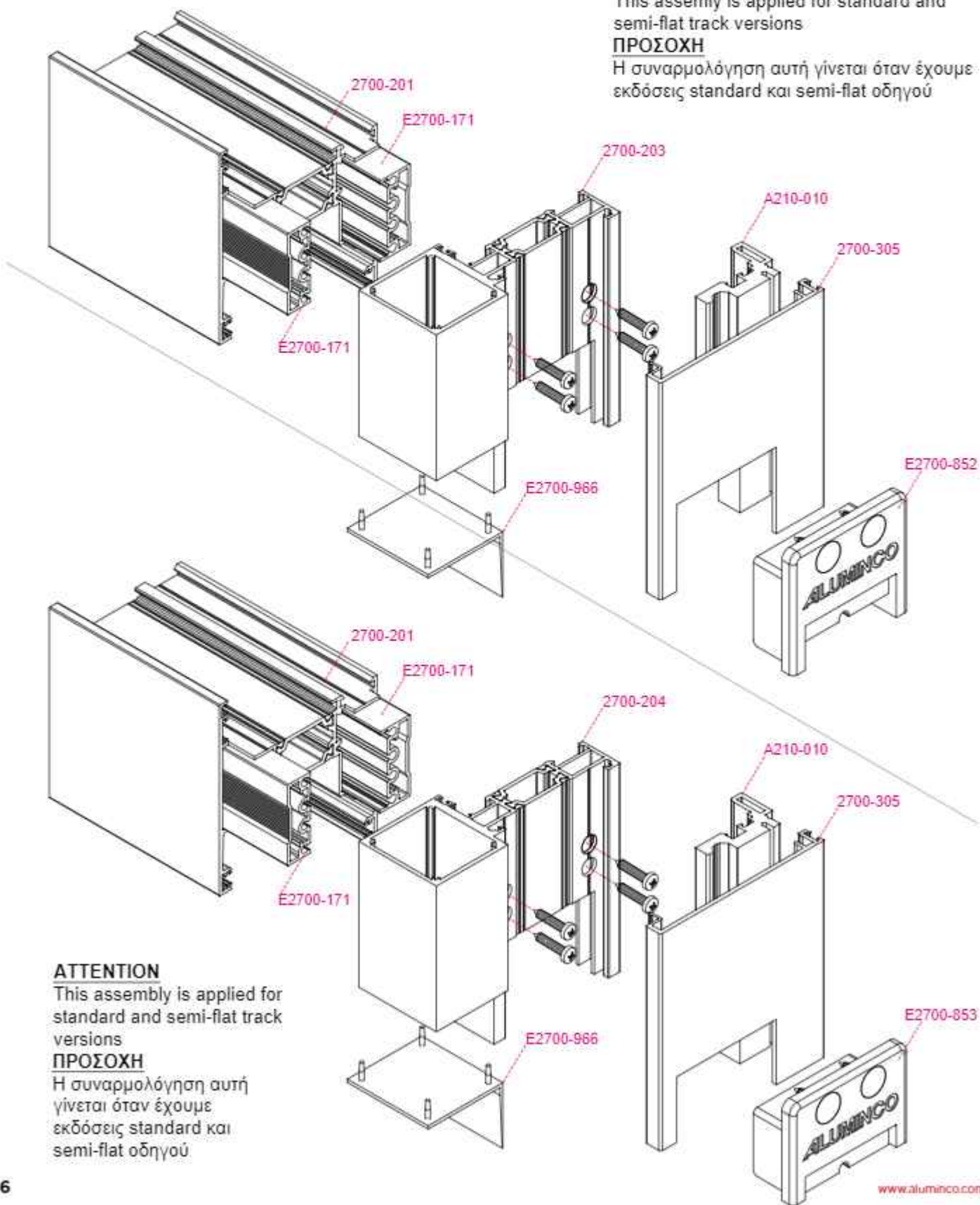
ASSEMBLY OF 2700-201 WITH 2700-204
ΣΥΝΑΡΜΟΛΟΓΗΣΗ ΤΟΥ 2700-201 ΜΕ ΤΟ 2700-204

ATTENTION

This assembly is applied for standard and semi-flat track versions

ΠΡΟΣΟΧΗ

Η συναρμολόγηση αυτή γίνεται όταν έχουμε εκδόσεις standard και semi-flat οδηγού



ATTENTION

This assembly is applied for standard and semi-flat track versions

ΠΡΟΣΟΧΗ

Η συναρμολόγηση αυτή γίνεται όταν έχουμε εκδόσεις standard και semi-flat οδηγού

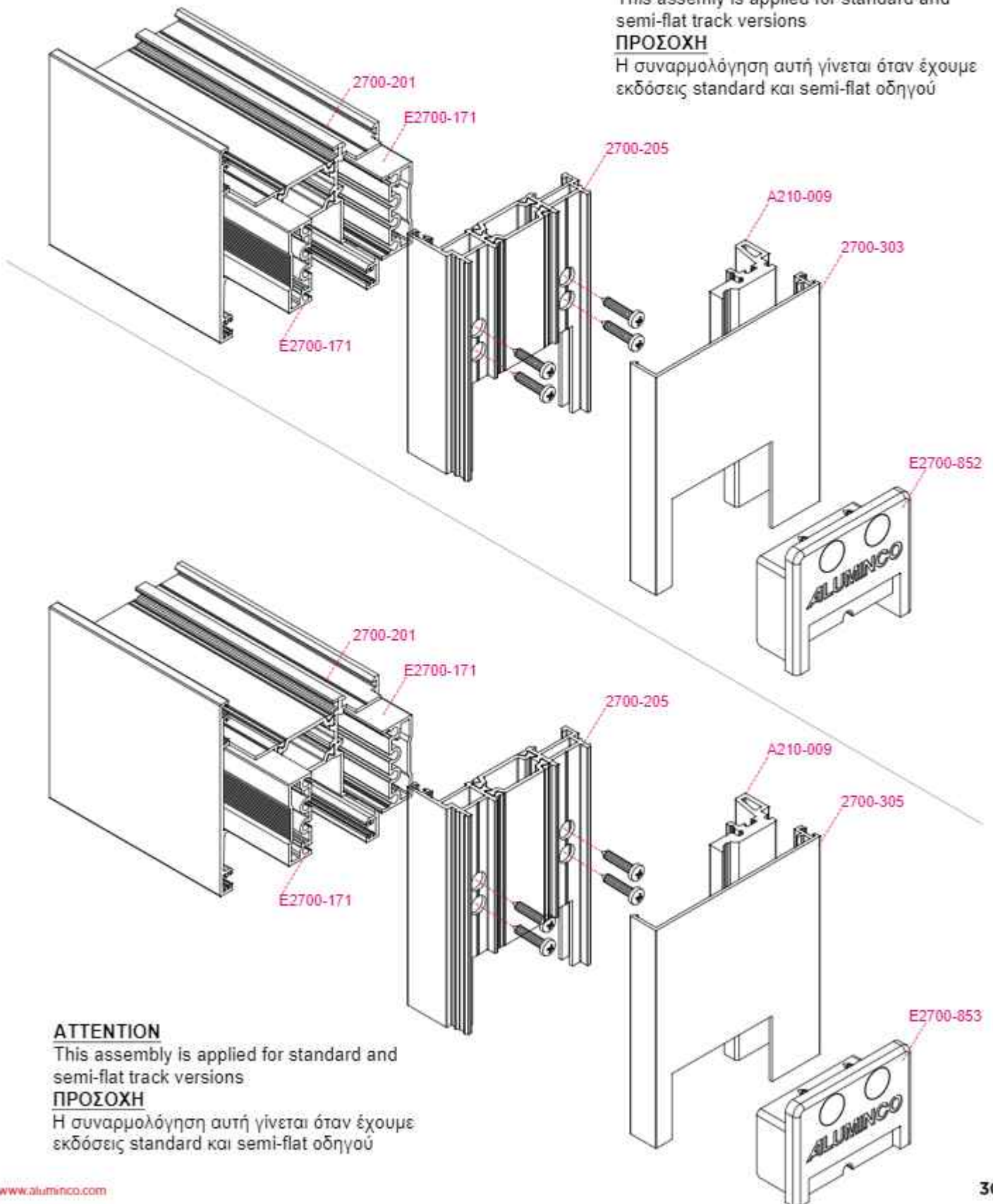
ASSEMBLY OF 2700-201 WITH 2700-205
ΣΥΝΑΡΜΟΛΟΓΗΣΗ ΤΟΥ 2700-201 ΜΕ ΤΟ 2700-205

ATTENTION

This assembly is applied for standard and semi-flat track versions

ΠΡΟΣΟΧΗ

Η συναρμολόγηση αυτή γίνεται όταν έχουμε εκδόσεις standard και semi-flat οδηγού



ATTENTION

This assembly is applied for standard and semi-flat track versions

ΠΡΟΣΟΧΗ

Η συναρμολόγηση αυτή γίνεται όταν έχουμε εκδόσεις standard και semi-flat οδηγού

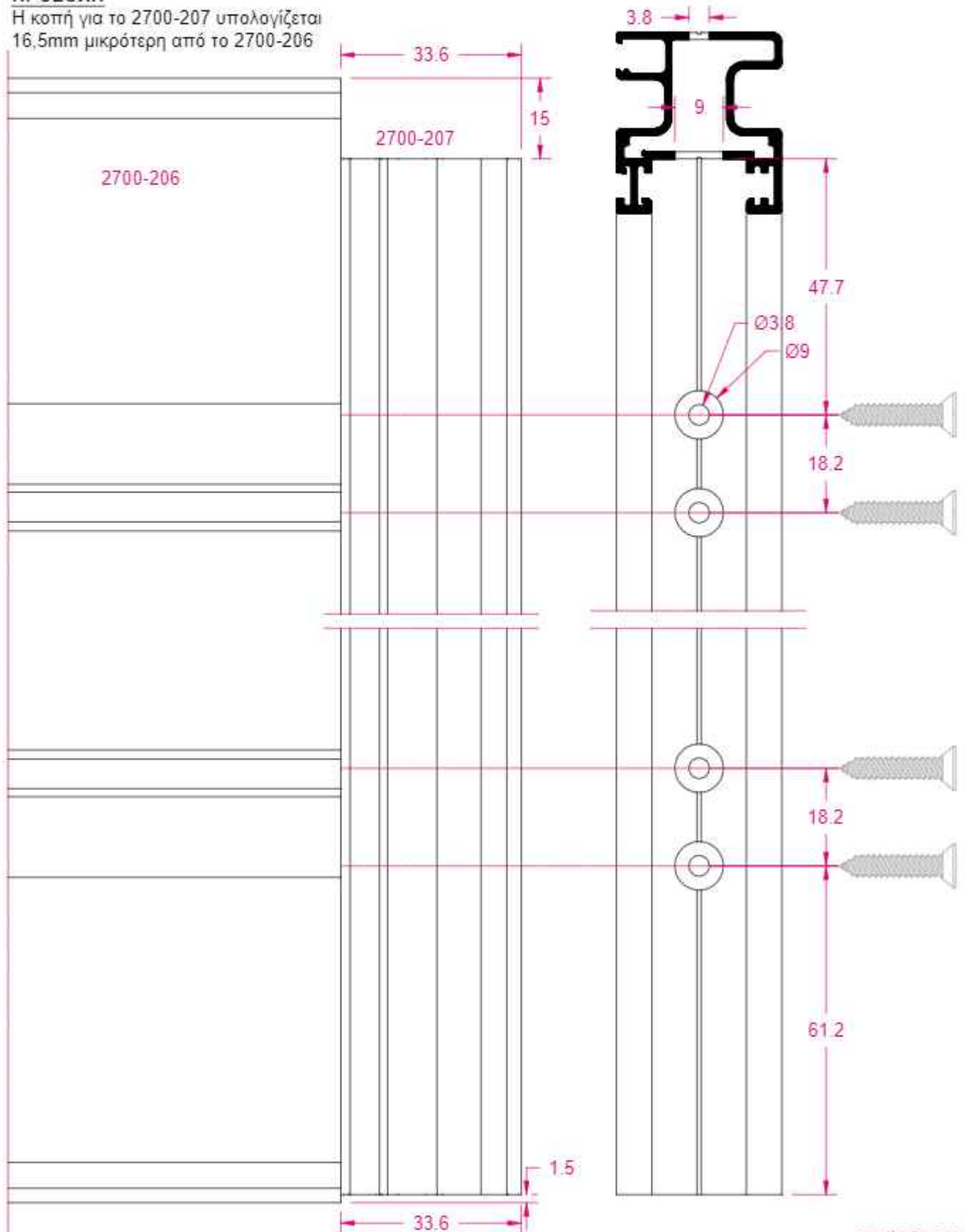
SCREEN WITH 90 DEGREES CONNECTION
ΣΥΝΔΕΣΗ ΣΙΤΑΣ ΣΟΚΟΡΟ

ATTENTION

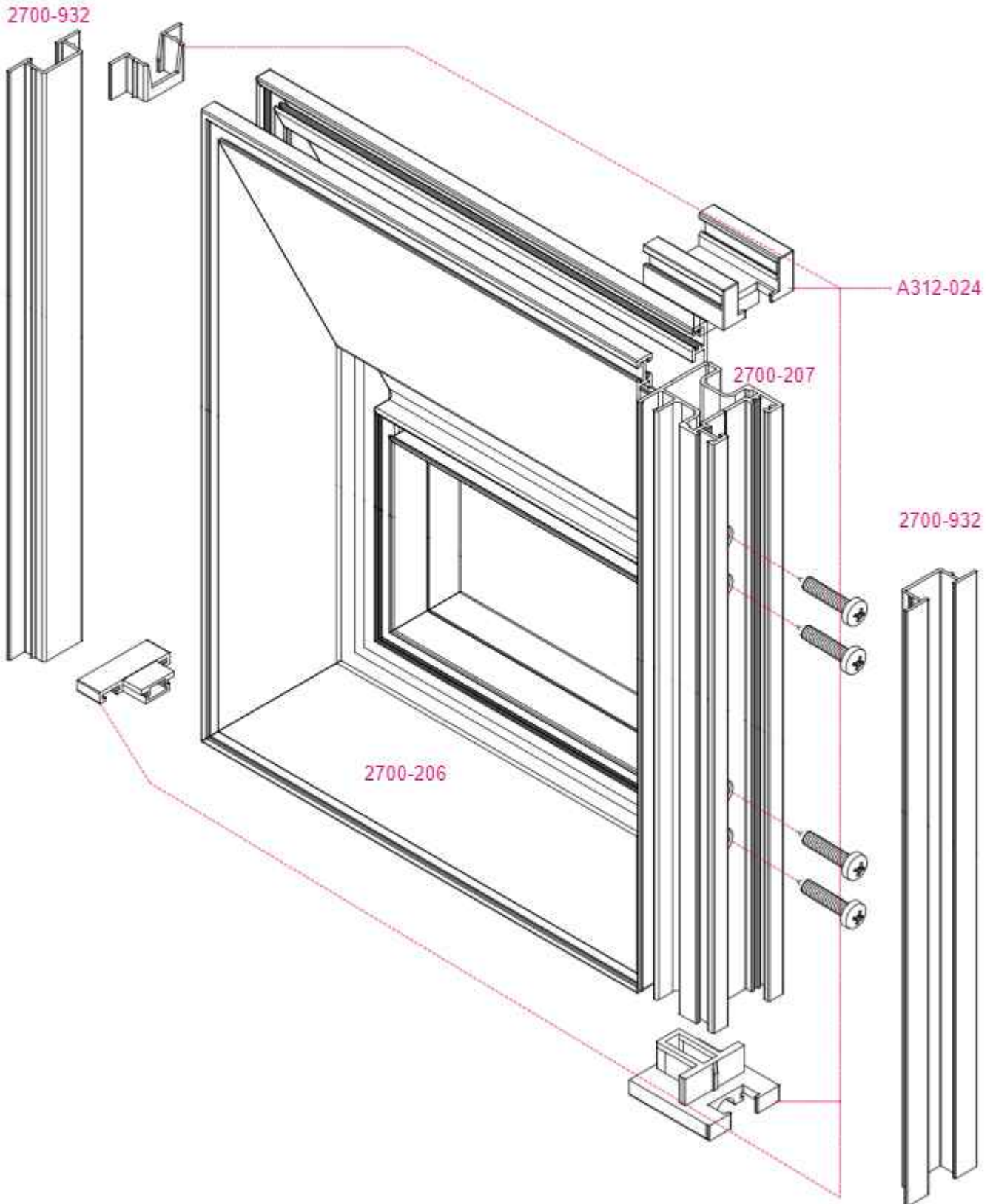
The height of 2700-207 is 16.5mm smaller than the height of 2700-206

ΠΡΟΣΟΧΗ

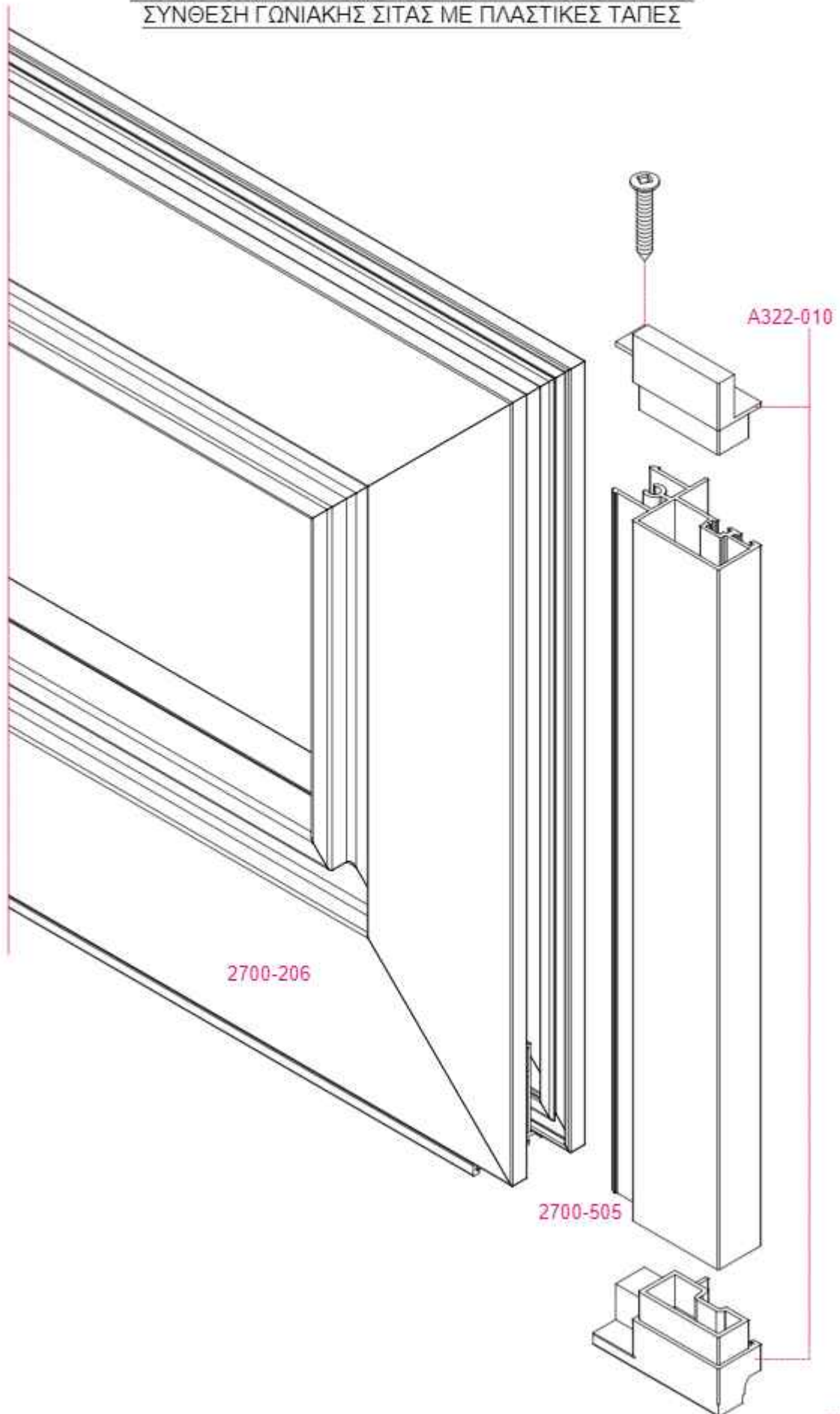
Η κοπή για το 2700-207 υπολογίζεται 16,5mm μικρότερη από το 2700-206

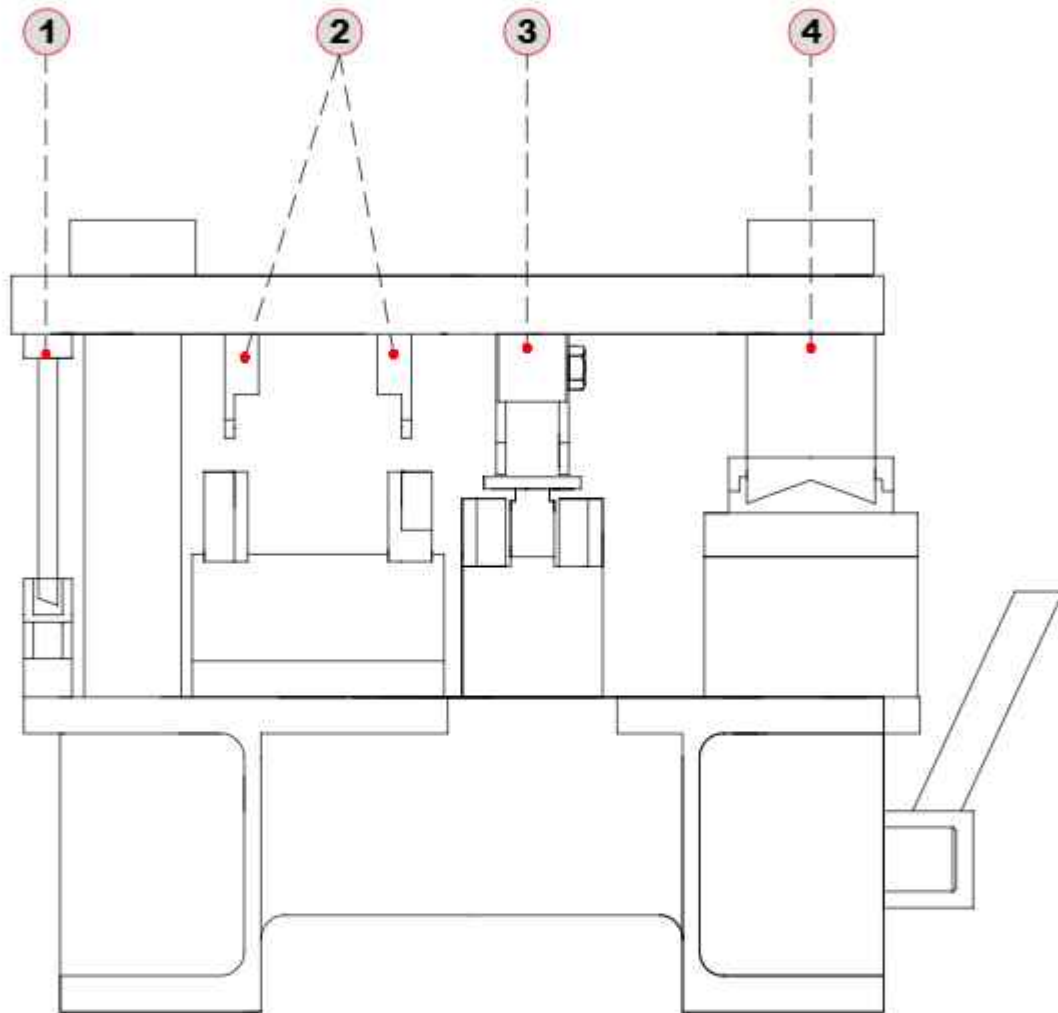


SCREEN ASSEMBLY WITH PLASTIC PLUGS FOR FLAT TRACKS
ΣΥΝΘΕΣΗ ΣΙΤΑΣ ΜΕ ΠΛΑΣΤΙΚΕΣ ΤΑΠΕΣ ΣΕ ΦΛΑΤ ΟΔΗΓΟΥΣ



CORNER SCREEN ASSEMBLY WITH PLASTIC PLUGS
ΣΥΝΘΕΣΗ ΓΩΝΙΑΚΗΣ ΣΙΤΑΣ ΜΕ ΠΛΑΣΤΙΚΕΣ ΤΑΠΕΣ



PUNCHING MACHINE PSL01-M001**ΠΟΛΥΠΡΕΣΑ PSL01-M001****PIERCING PHASES / ΦΑΣΕΙΣ ΚΑΤΕΡΓΑΣΙΩΝ**

PIERCING PHASES / ΦΑΣΕΙΣ ΚΑΤΕΡΓΑΣΙΩΝ		
1	Piercing for mechanical corner CAL	Τρυπητικό γωνιάς συνδέσεως CAL
2	Sash piercing for weep hole (Right-Left)	Κοπτικό νεροχυτών φύλλου (Δεξι-Αριστερό)
3	Frame piercing for weep hole (Right-left)	Κοπτικό νεροχυτών κάσας (Δεξι-Αριστερό)
4	Milling for interlock cover	Κοπτικό τάπας γάντζου

ALUMINCO®

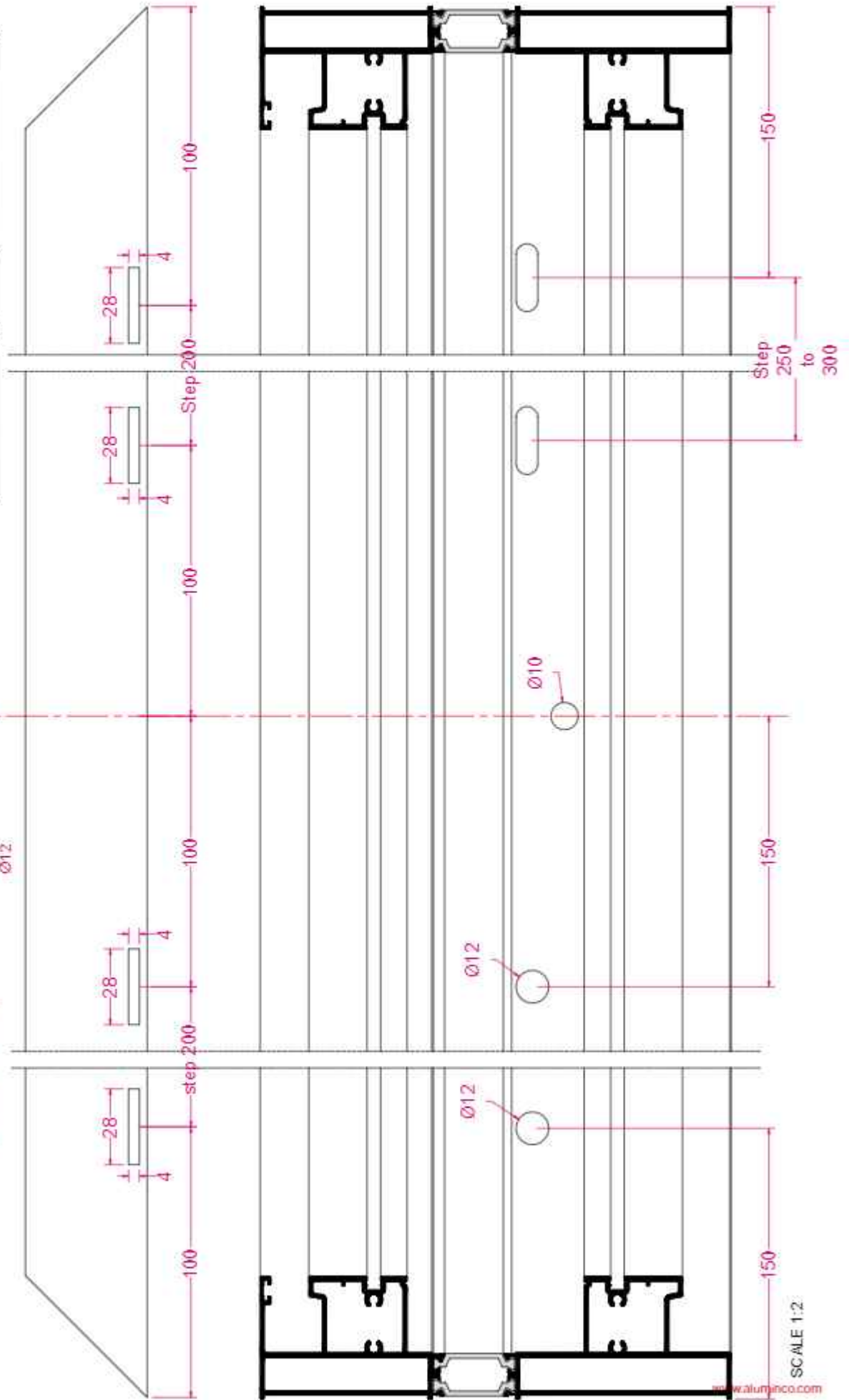
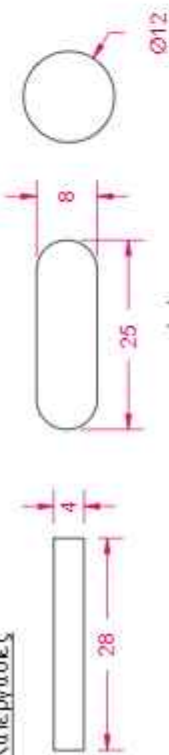
SL2700

Drainage millings
- Κατεργασίες
νεροχυτών



FRAME MILLING FOR WATER DRAIN FOR DOUBLE SLIDING
 ΚΑΤΕΡΓΑΣΙΑ ΝΕΡΟΧΥΤΩΝ ΣΤΟΥΣ ΟΔΗΓΟΥΣ ΓΙΑ ΔΙΦΥΛΟ ΕΓΓΛΩΗΛΟ

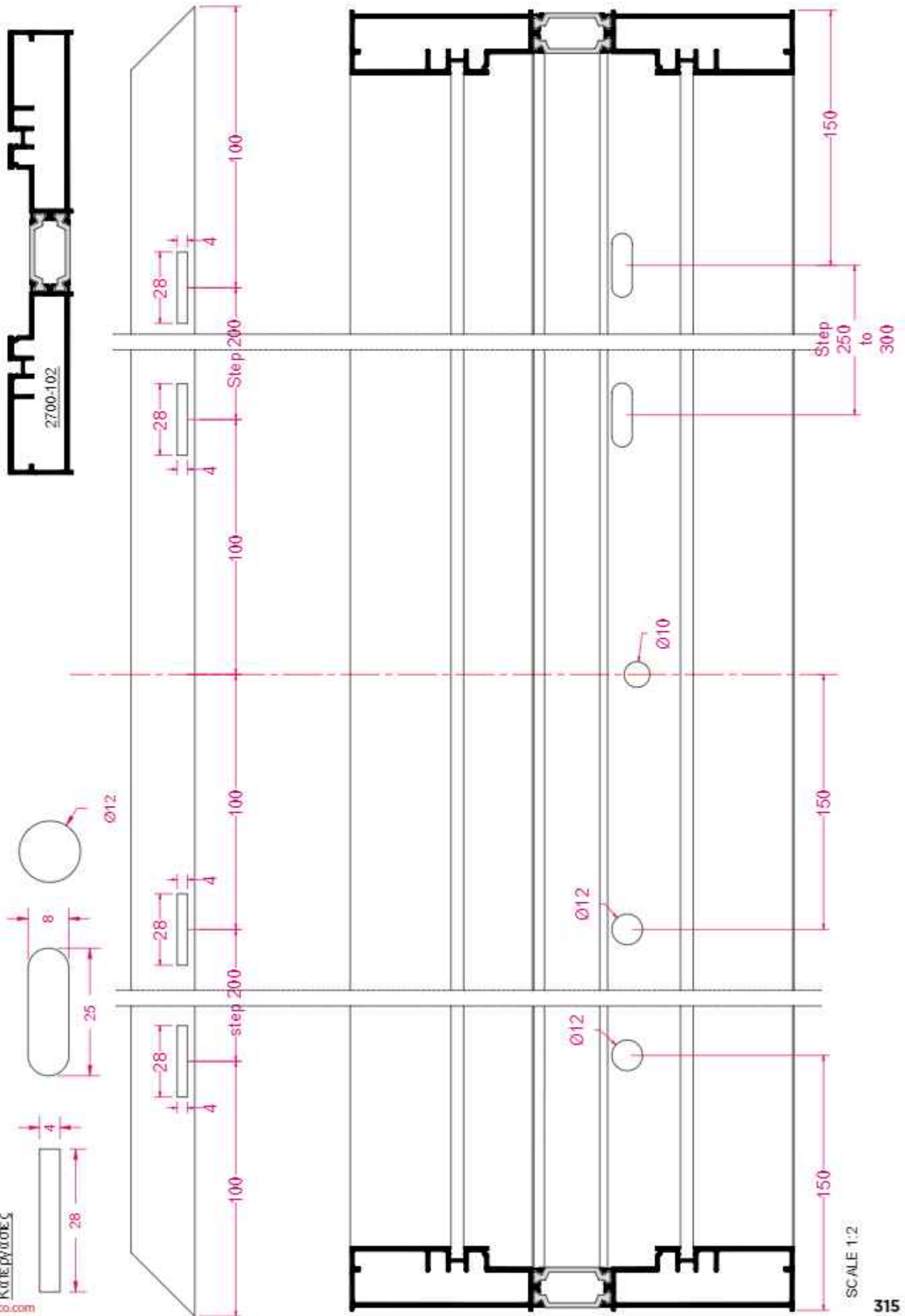
Millings
 Κατεργασίες



SCALE 1:2

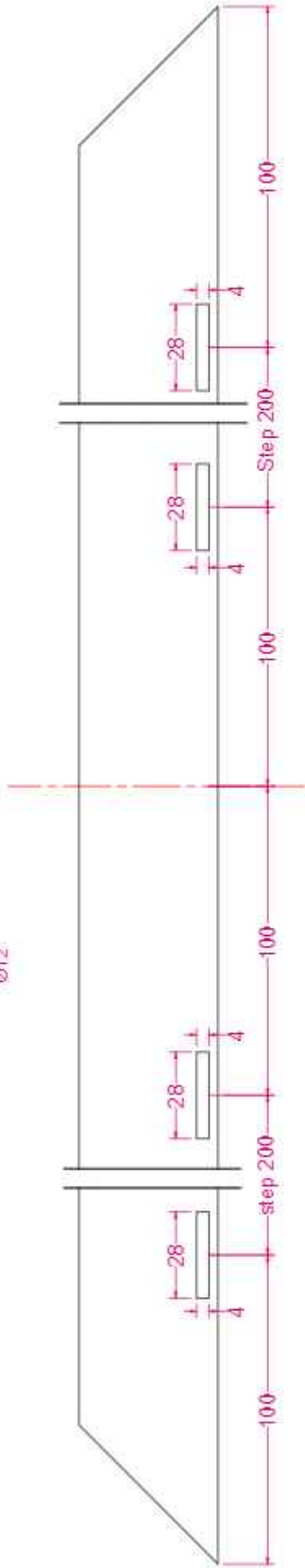
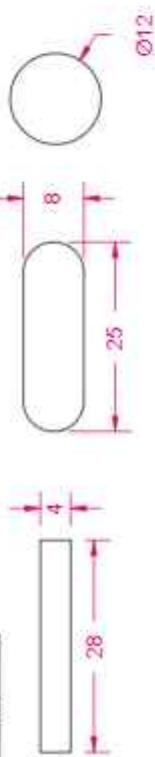
FRAME MILLING FOR WATER DRAIN FOR DOUBLE SLIDING
ΚΑΤΕΡΓΑΣΙΑ ΝΕΡΟΧΥΤΩΝ ΣΤΟΥΣ ΟΔΗΓΟΥΣ ΓΙΑ ΔΙΦΥΛΟ ΕΓΓΑΛΛΗΛΟ

Millings
Κατεργασίες
www.aluminco.com

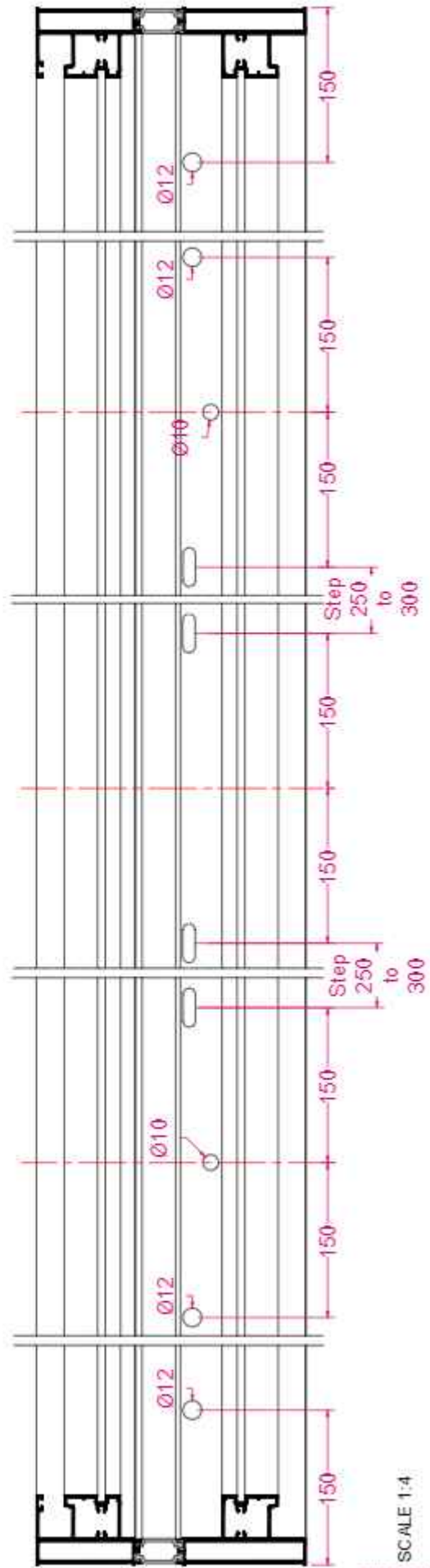


FRAME MILLING FOR WATER DRAIN FOR MEETING STILE
 ΚΑΤΕΡΓΑΣΙΑ ΝΕΡΟΧΥΤΩΝ ΣΤΟΥΣ ΟΔΗΓΟΥΣ ΓΙΑ ΦΙΛΗΤΟ

Millings
 Κατεργασίες

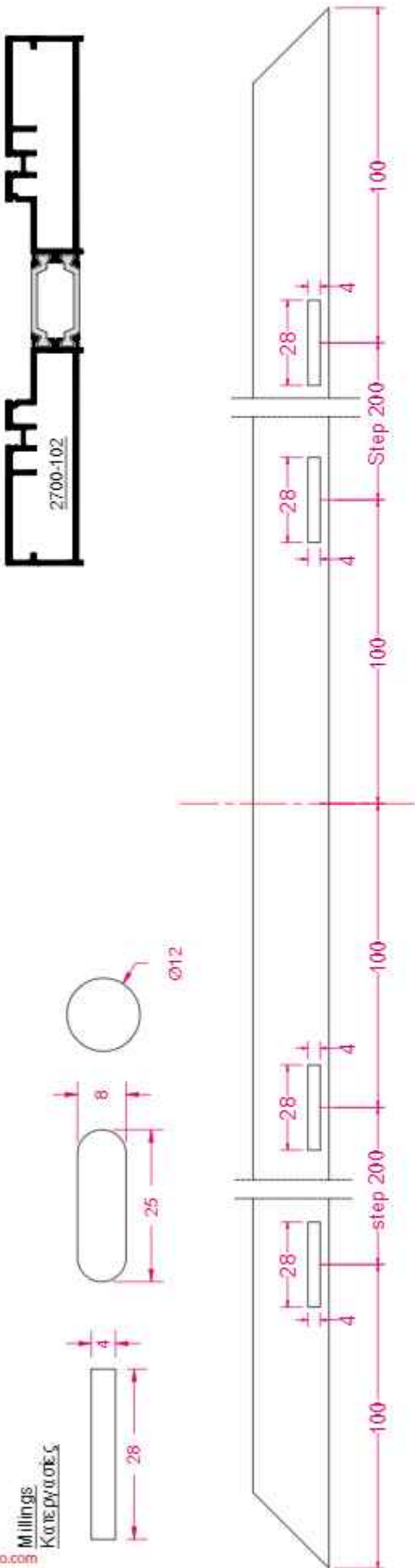


SCALE 1:2

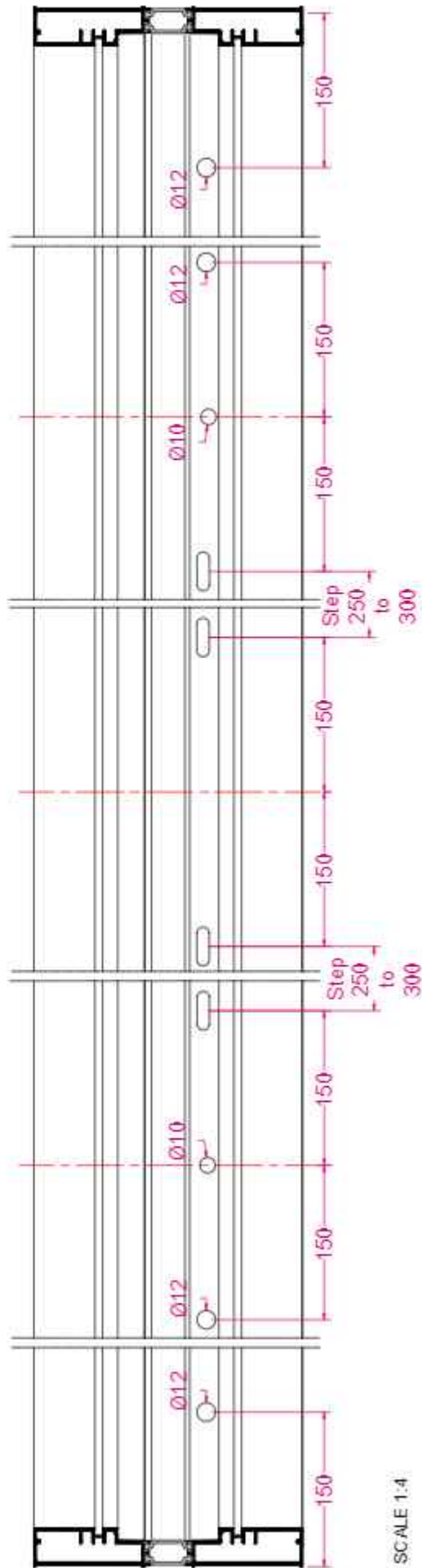


SCALE 1:4

FRAME MILLING FOR WATER DRAIN FOR MEETING STILE
 ΚΑΤΕΡΓΑΣΙΑ ΝΕΡΟΧΥΤΩΝ ΣΤΟΥΣ ΟΔΗΓΟΥΣ ΓΙΑ ΦΙΛΗΤΟ



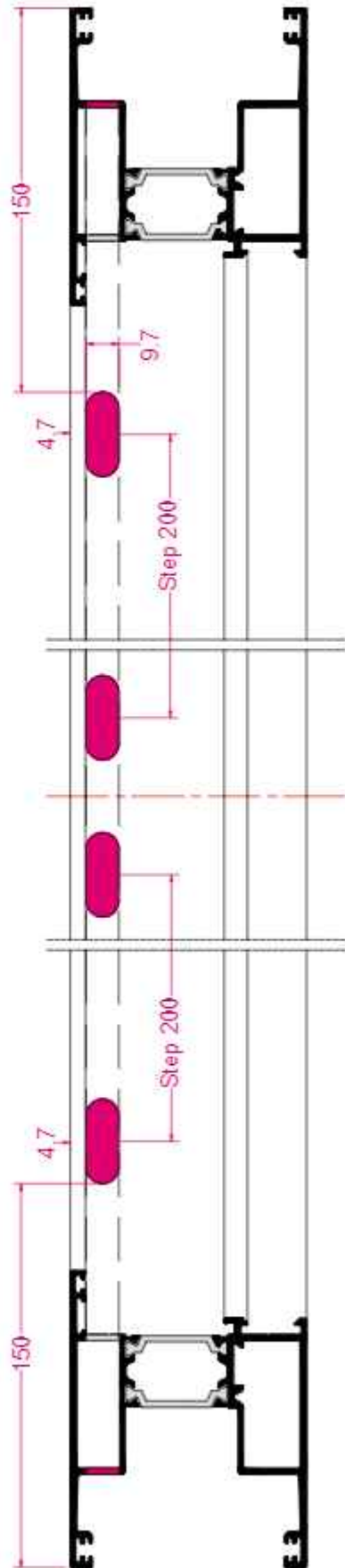
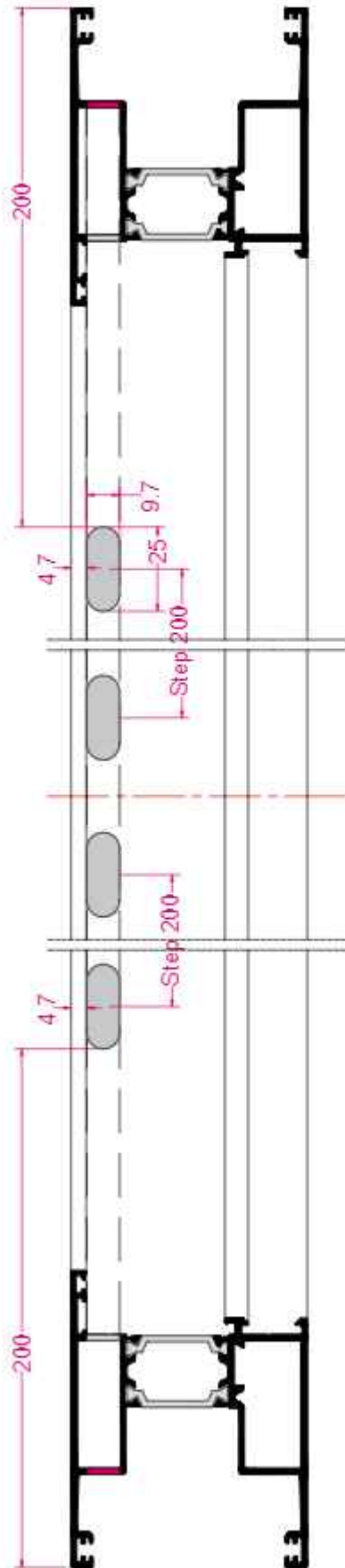
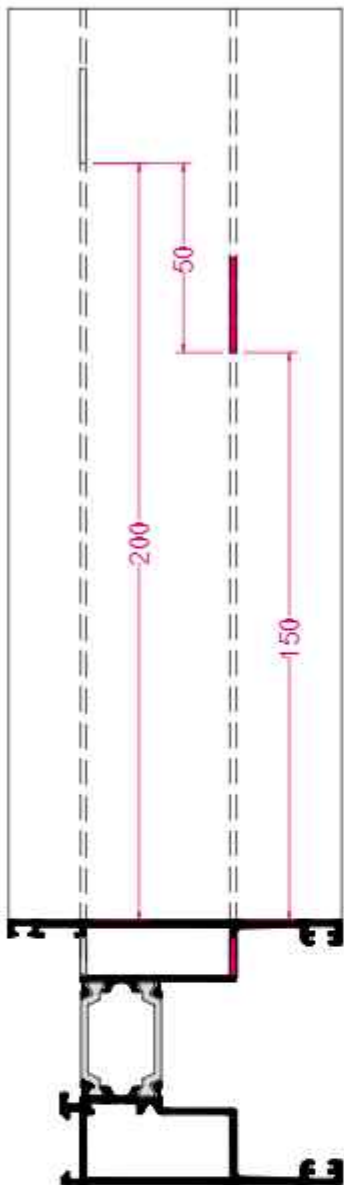
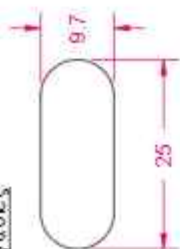
SCALE 1:2



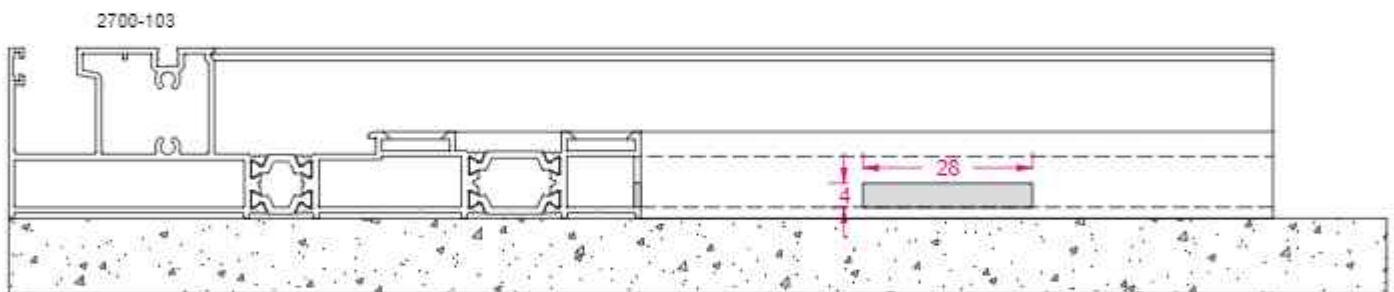
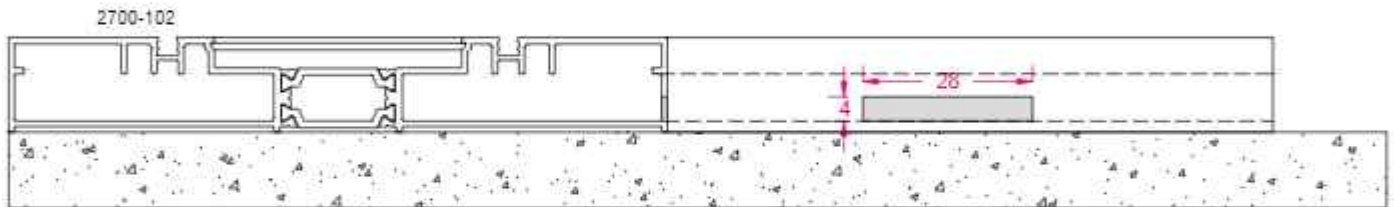
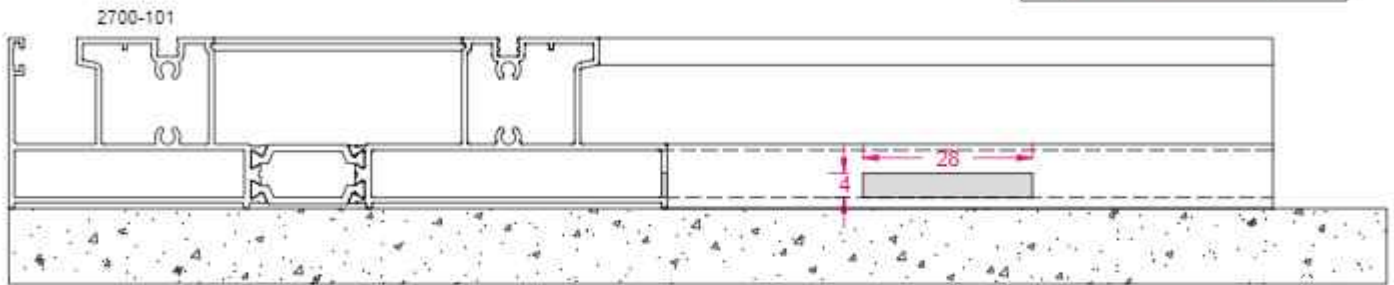
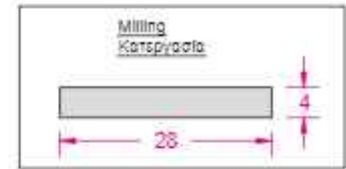
SCALE 1:4

SASH MILLING FOR WATER DRAIN
 ΚΑΤΕΡΓΑΣΙΑ ΝΕΡΟΧΥΤΩΝ ΣΤΑ ΦΥΛΛΑ


Millings
 Κατεργασίες



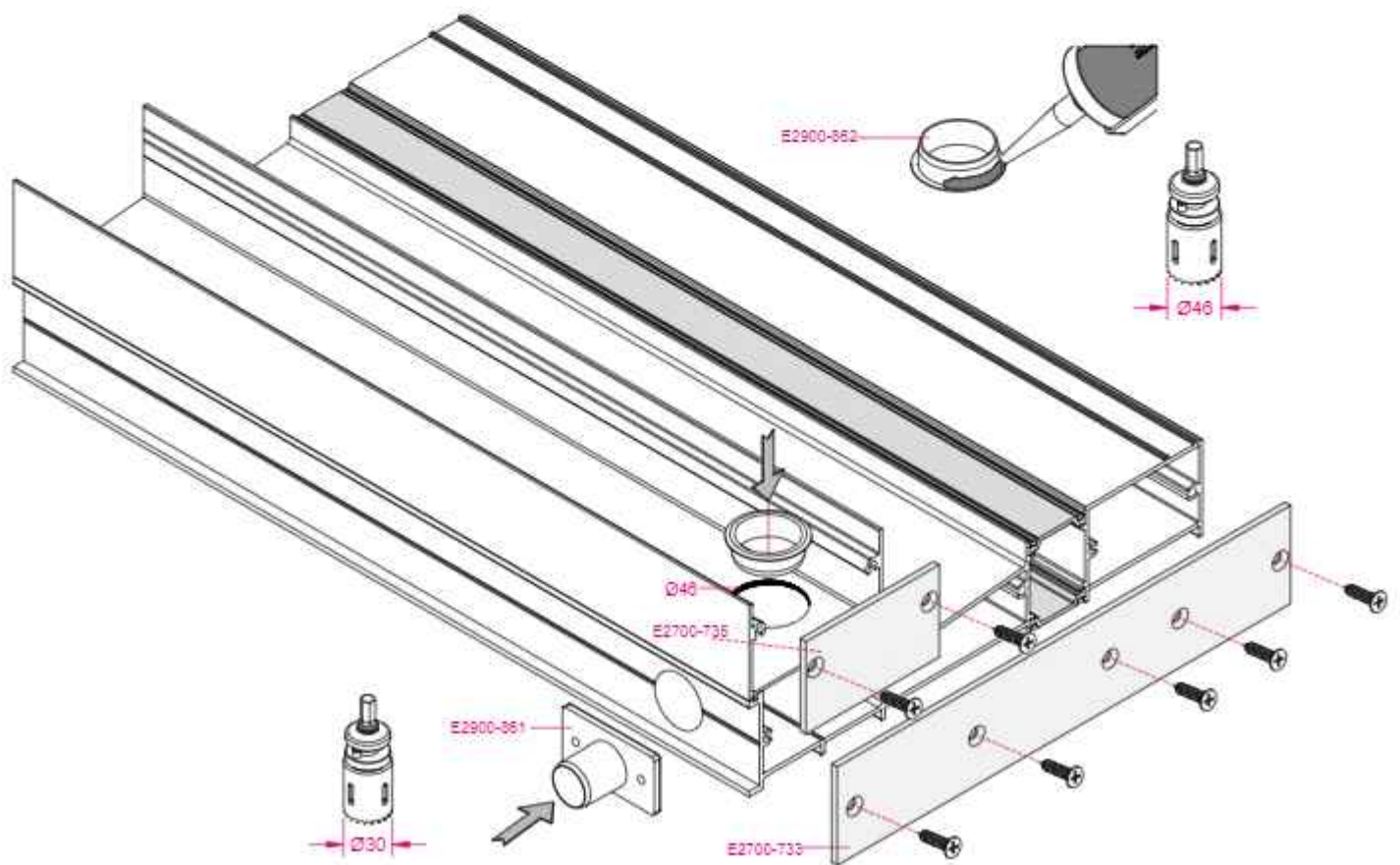
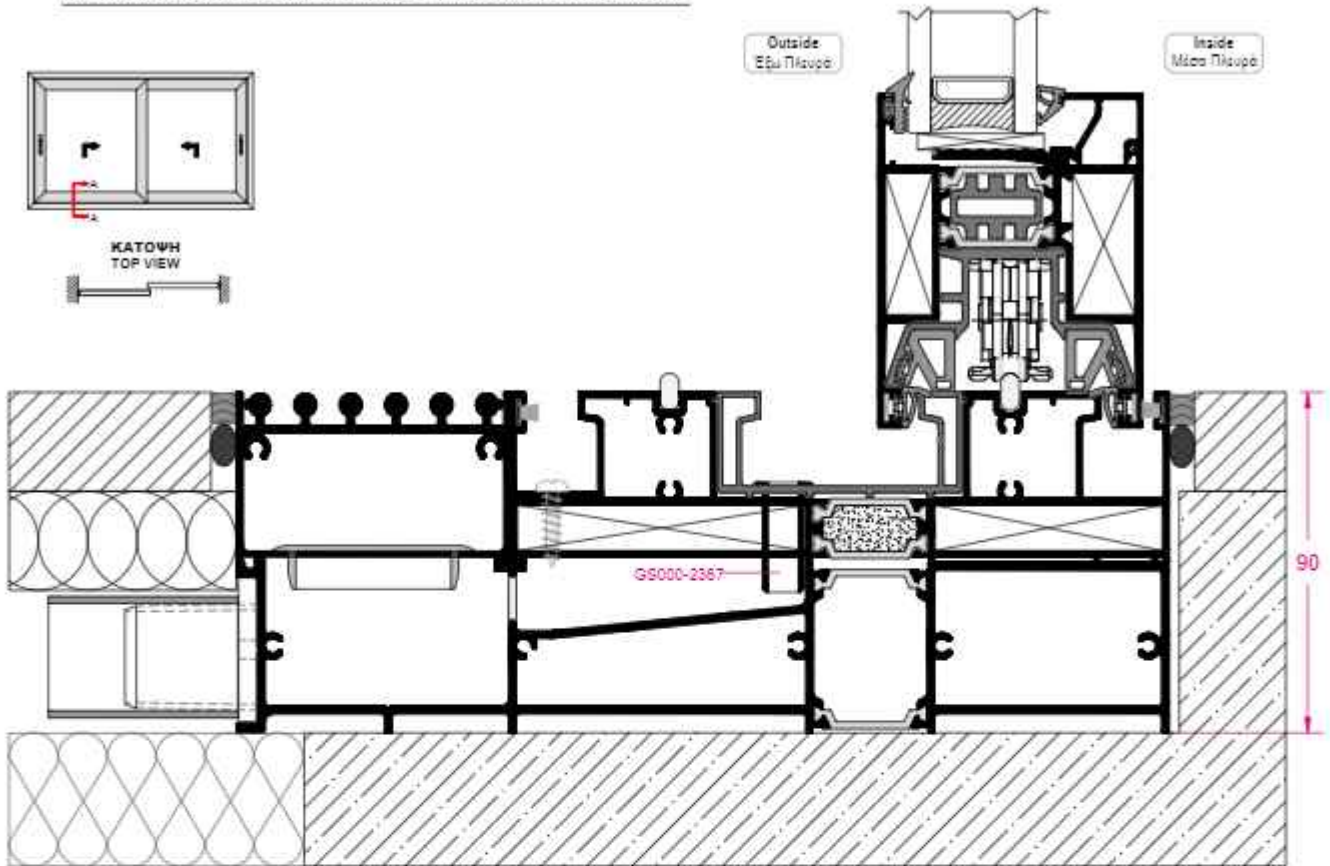
FRAME MILLING FOR WATER DRAIN
ΚΑΤΕΡΓΑΣΙΑ ΝΕΡΟΧΥΤΩΝ ΣΤΟΥΣ ΟΔΗΓΟΥΣ



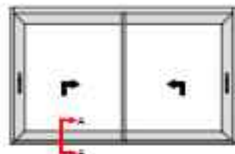
ADDITIONAL FRAMES
ΠΡΟΣΘΕΤΟΙ ΟΔΗΓΟΙ



LOWER SECTION OF LIFT AND SLIDE OVERLAPPING RAIL
ΚΑΤΩ ΤΟΜΗ ΕΠΑΛΛΗΛΟΥ ΑΝΑΣΥΡΟΜΕΝΟΥ



LOWER SECTION OF LIFT AND SLIDE OVERLAPPING RAIL
 ΚΑΤΩ ΤΟΜΗ ΕΠΑΛΛΗΛΟΥ ΑΝΑΣΥΡΟΜΕΝΟΥ

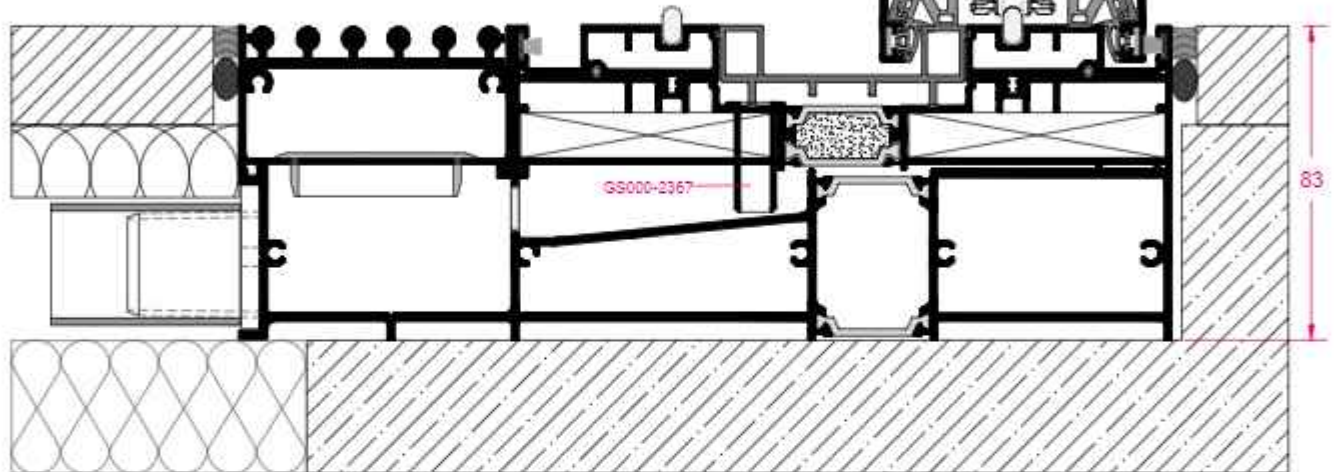


ΚΑΤΩΝΗ
TOP VIEW



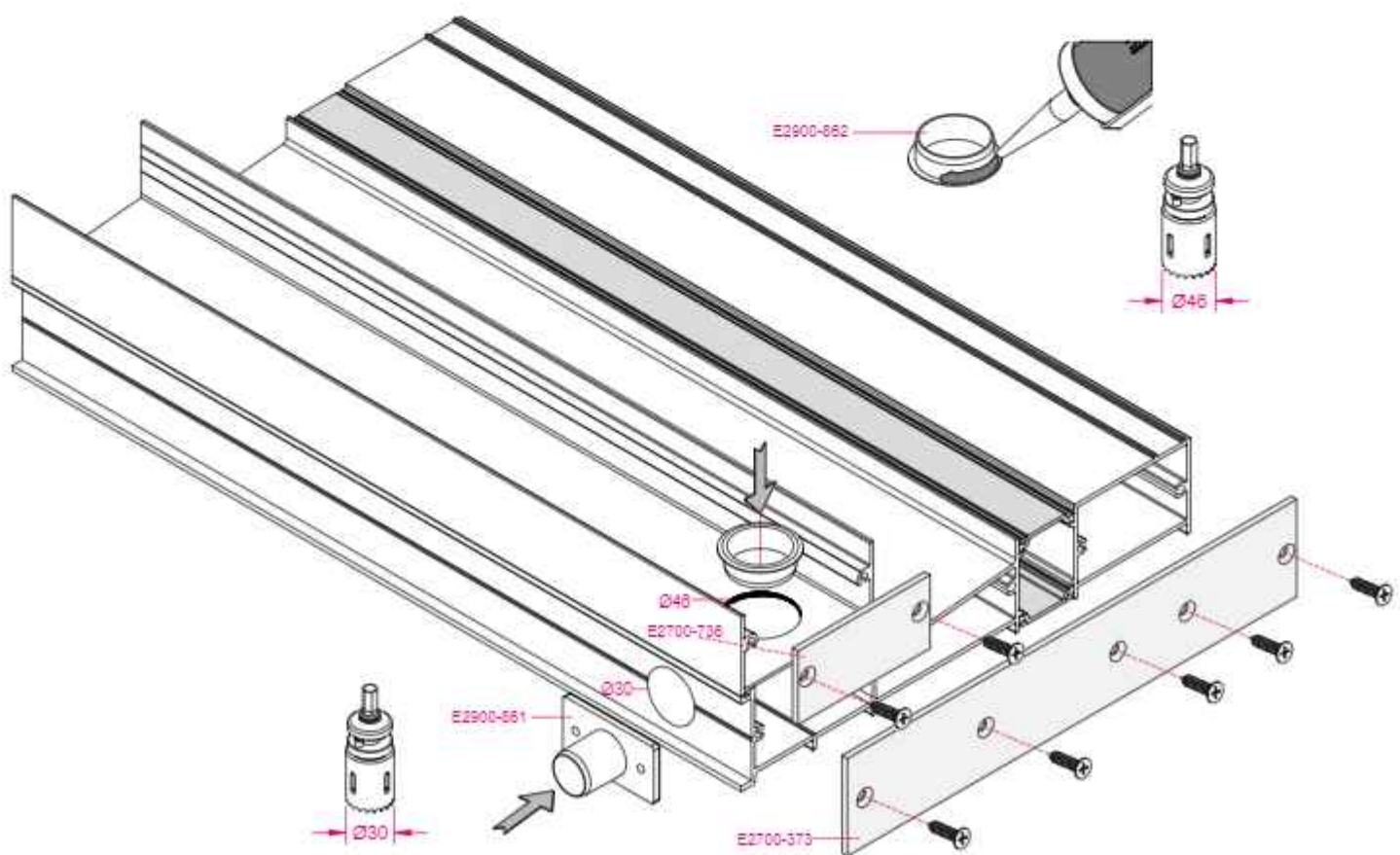
Outside
Εξω Πλευρά

Inside
Εσω Πλευρά



GS000-2367

83



E2900-862

Ø46

Ø46

E2700-738

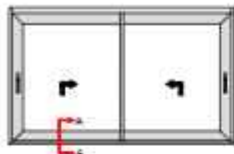
Ø30

E2900-561

Ø30

E2700-373

LOWER SECTION OF LIFT AND SLIDE OVERLAPPING RAIL
ΚΑΤΩ ΤΟΜΗ ΕΠΑΛΛΗΛΟΥ ΑΝΑΣΥΡΟΜΕΝΟΥ

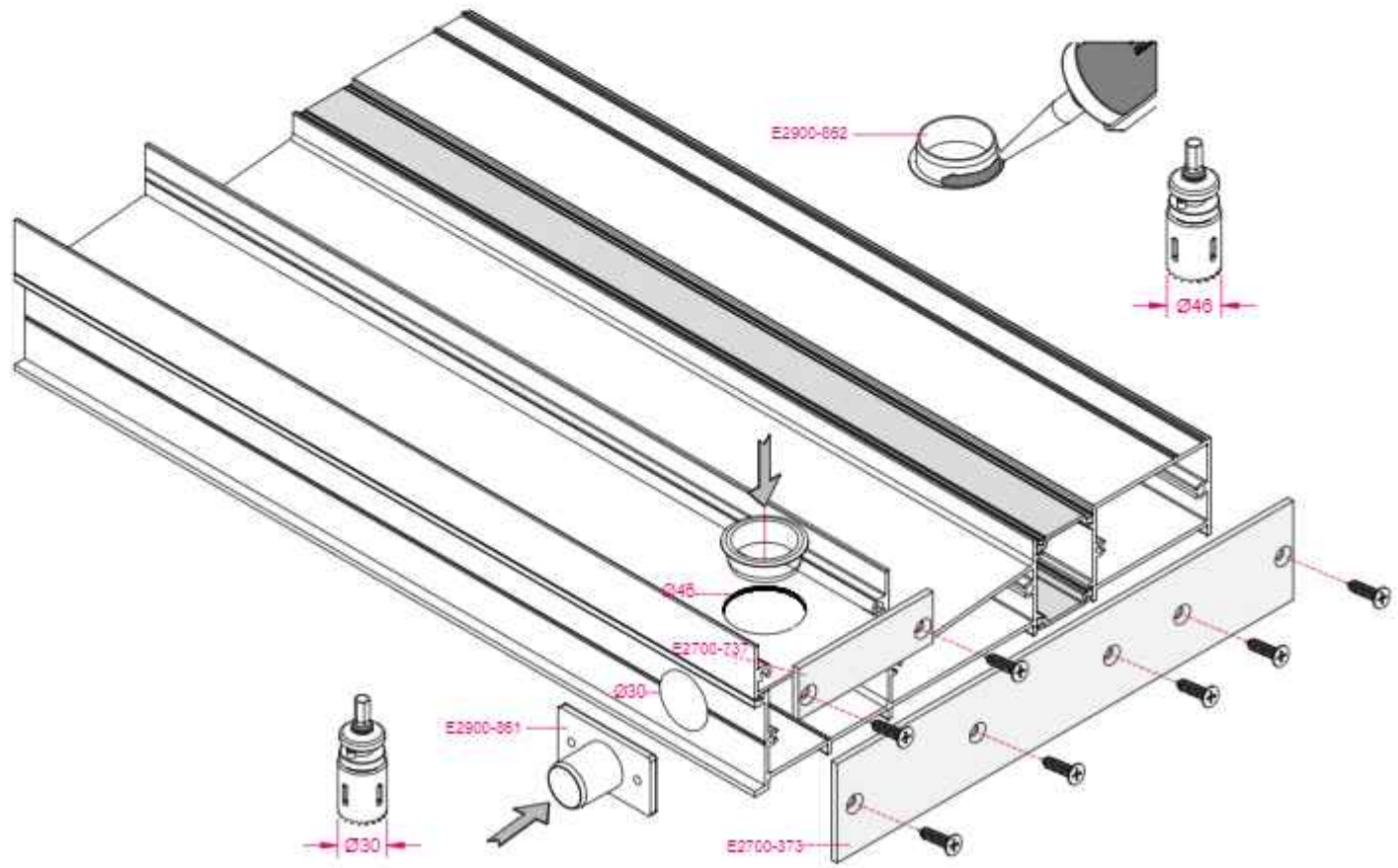
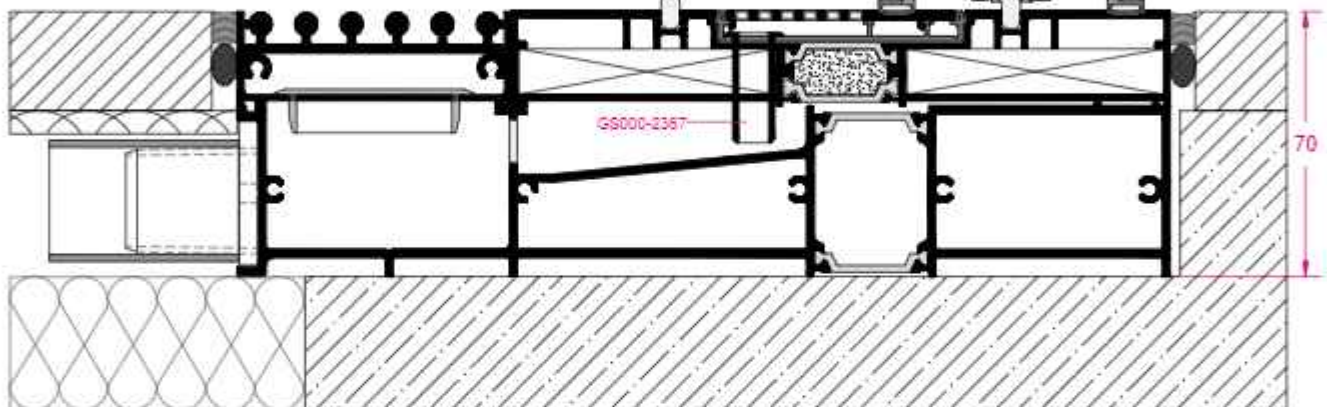
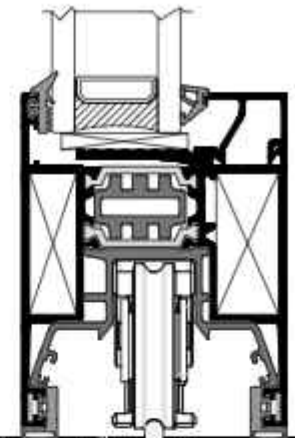


ΚΑΤΩΝΗ
TOP VIEW

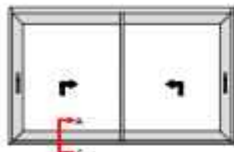


Outside
Εξωτερικό Πλευρά

Inside
Εσωτερικό Πλευρά



LOWER SECTION OF LIFT AND SLIDE OVERLAPPING RAIL
 ΚΑΤΩ ΤΟΜΗ ΕΠΑΛΛΗΛΟΥ ΑΝΑΣΥΡΟΜΕΝΟΥ

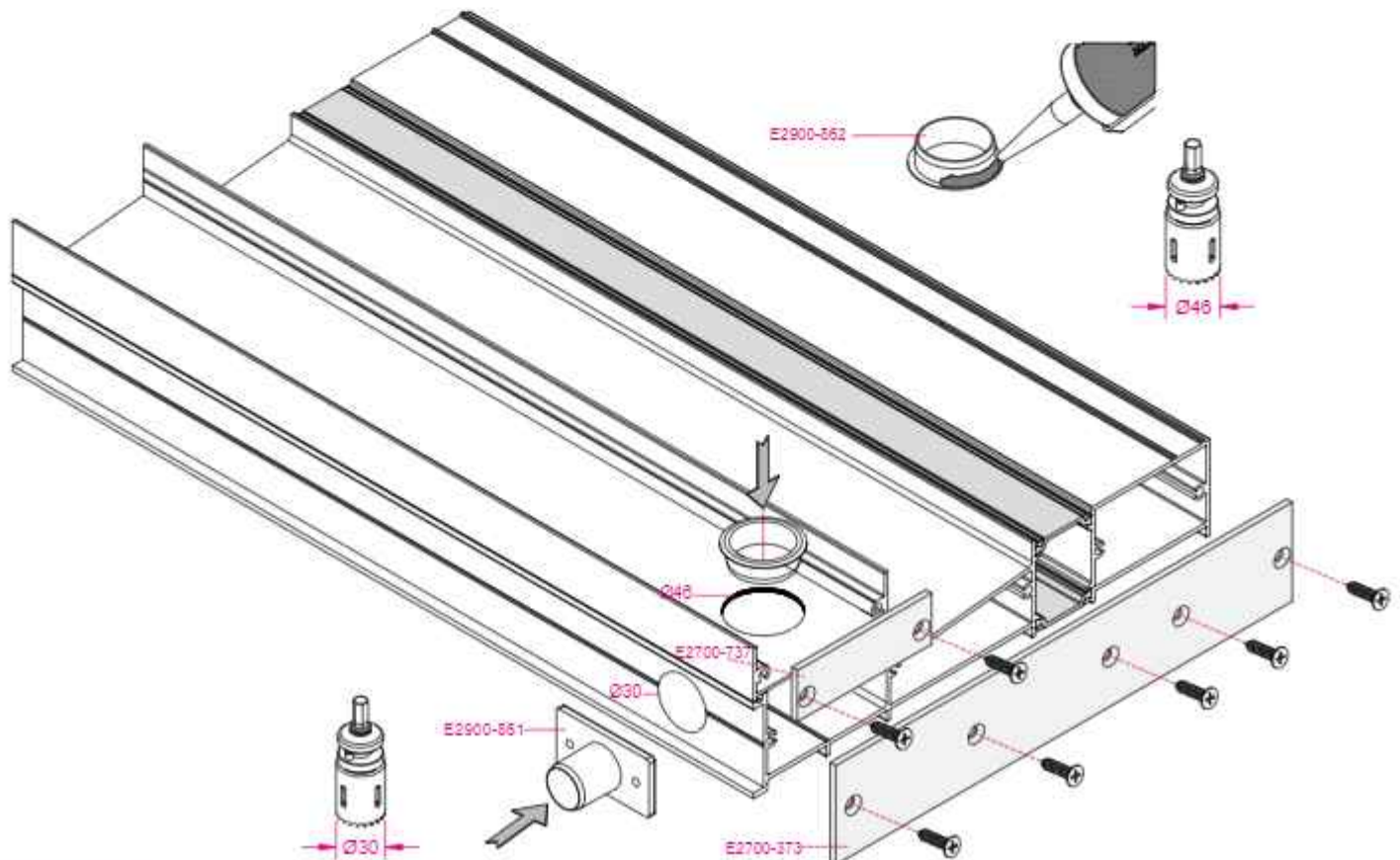
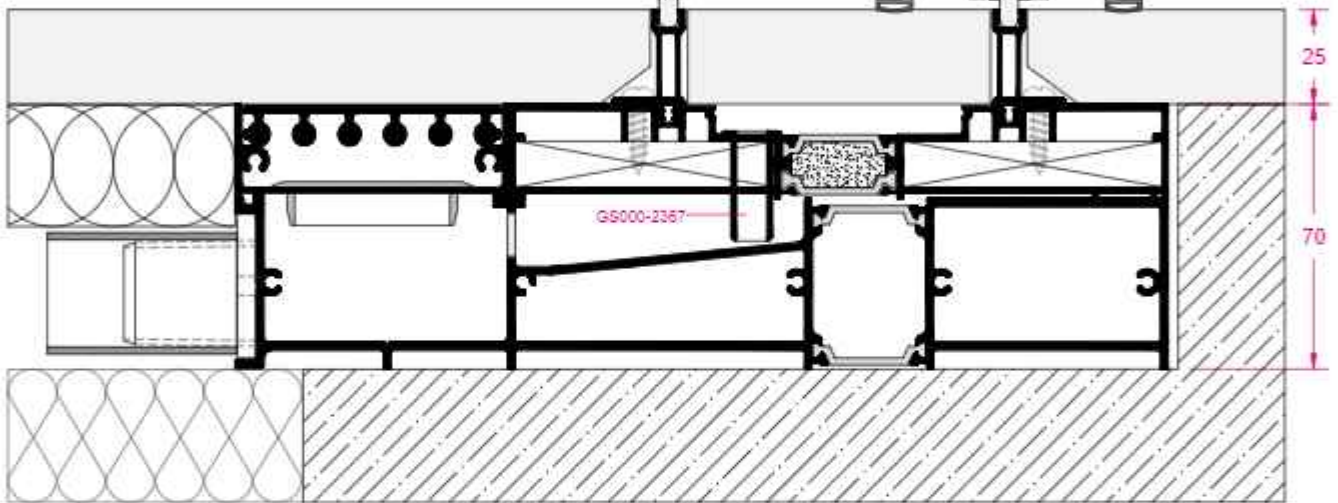
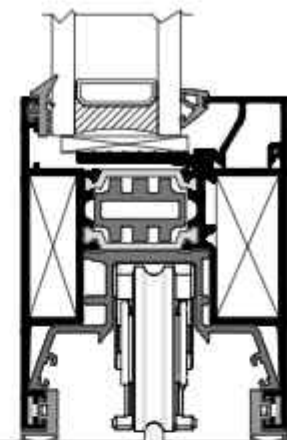


ΚΑΤΩΗ
 TOP VIEW

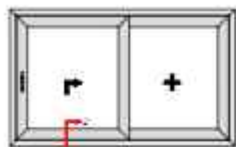


Outside
 Έξω Πλευρά

Inside
 Μέσα Πλευρά

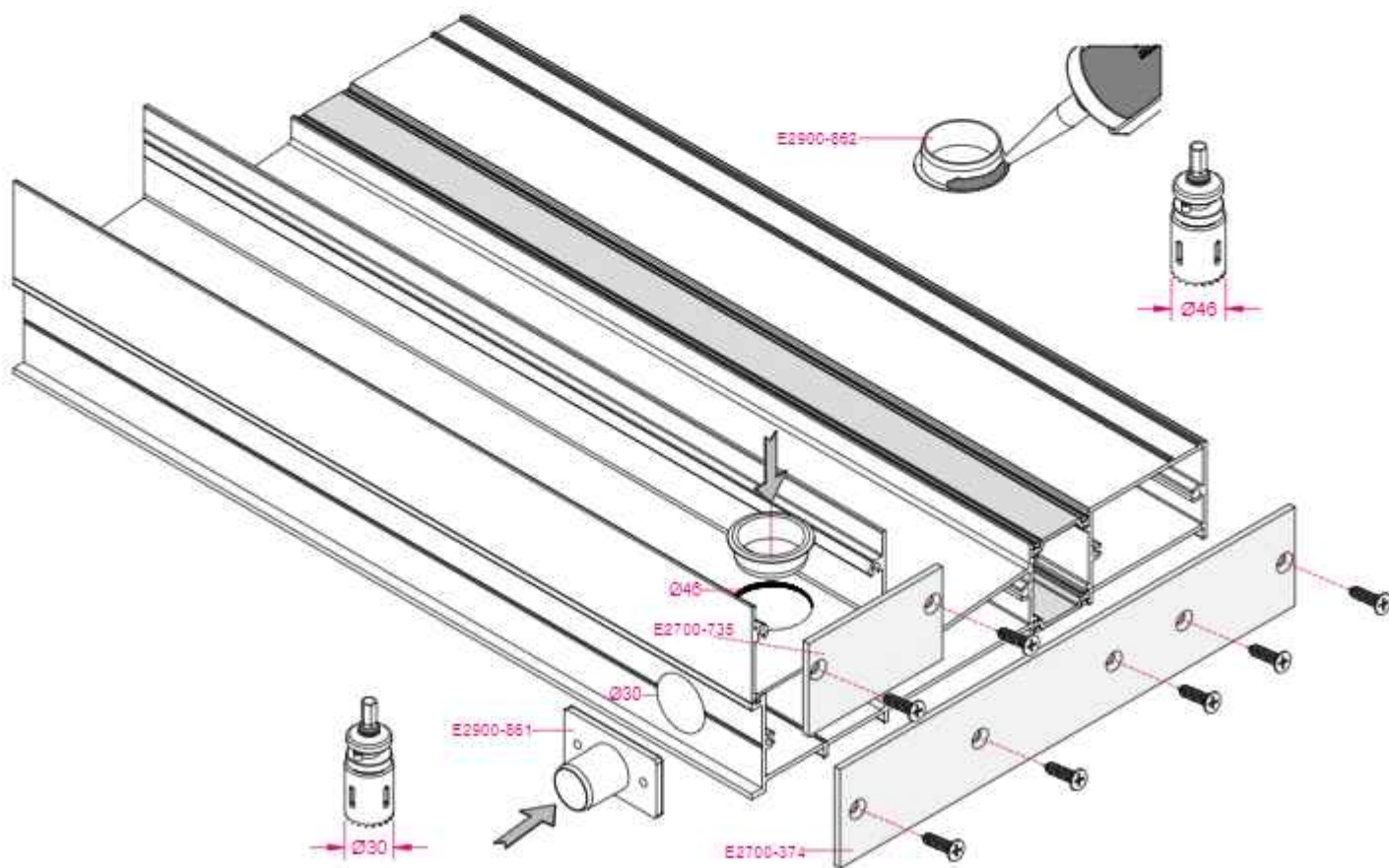
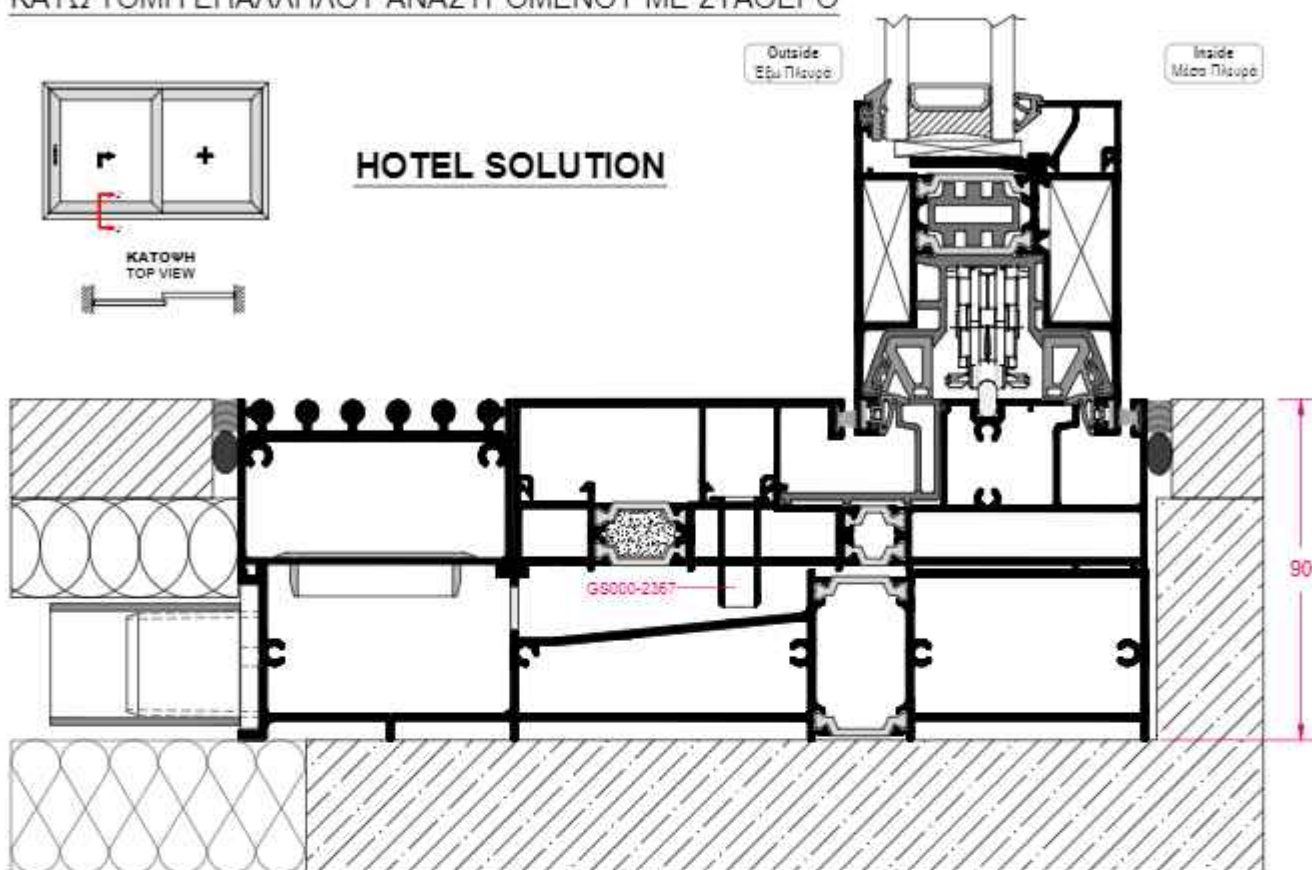


LOWER SECTION OF LIFT AND SLIDE WITH FIX
ΚΑΤΩ ΤΟΜΗ ΕΠΑΛΛΗΛΟΥ ΑΝΑΣΥΡΟΜΕΝΟΥ ΜΕ ΣΤΑΘΕΡΟ

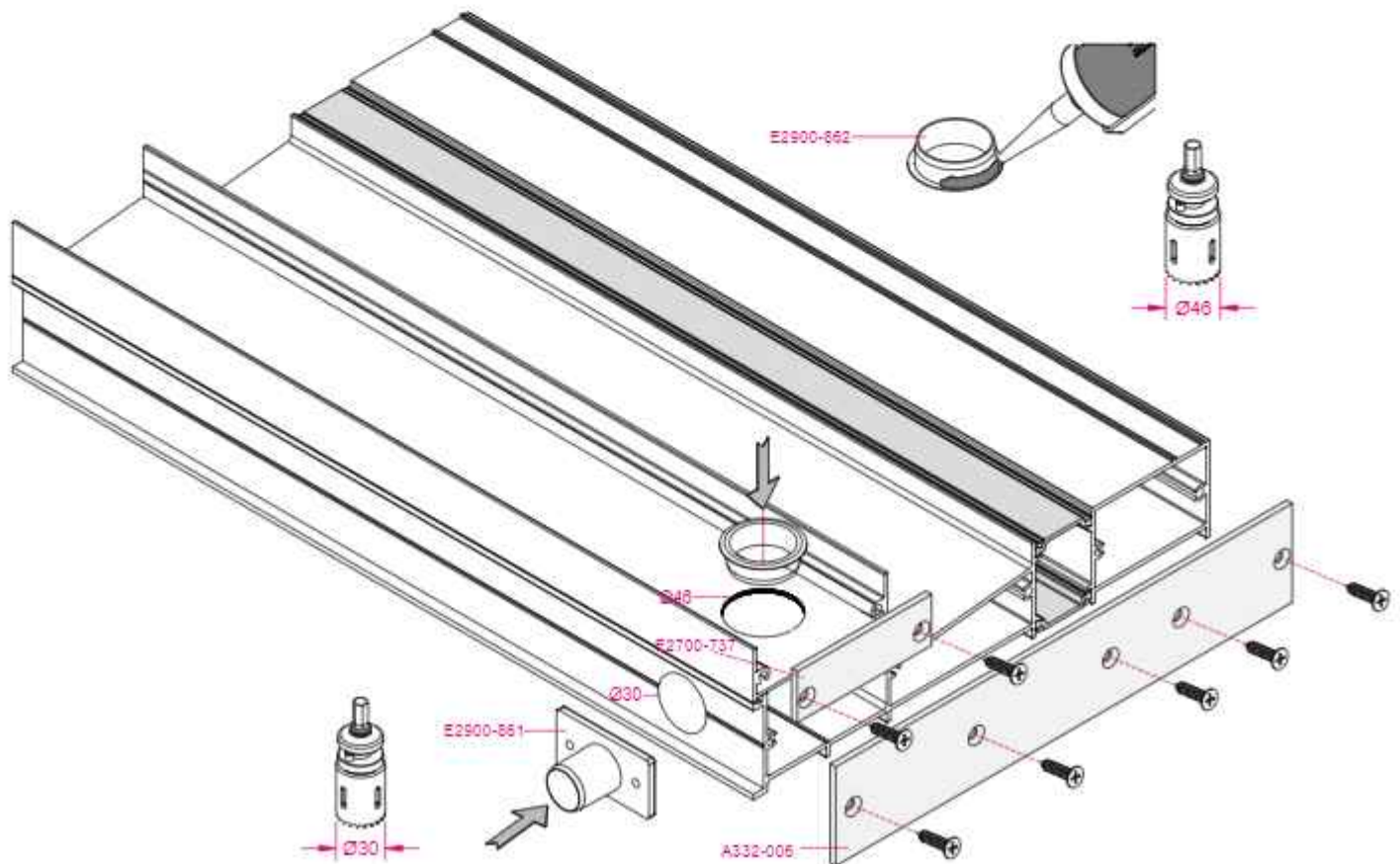
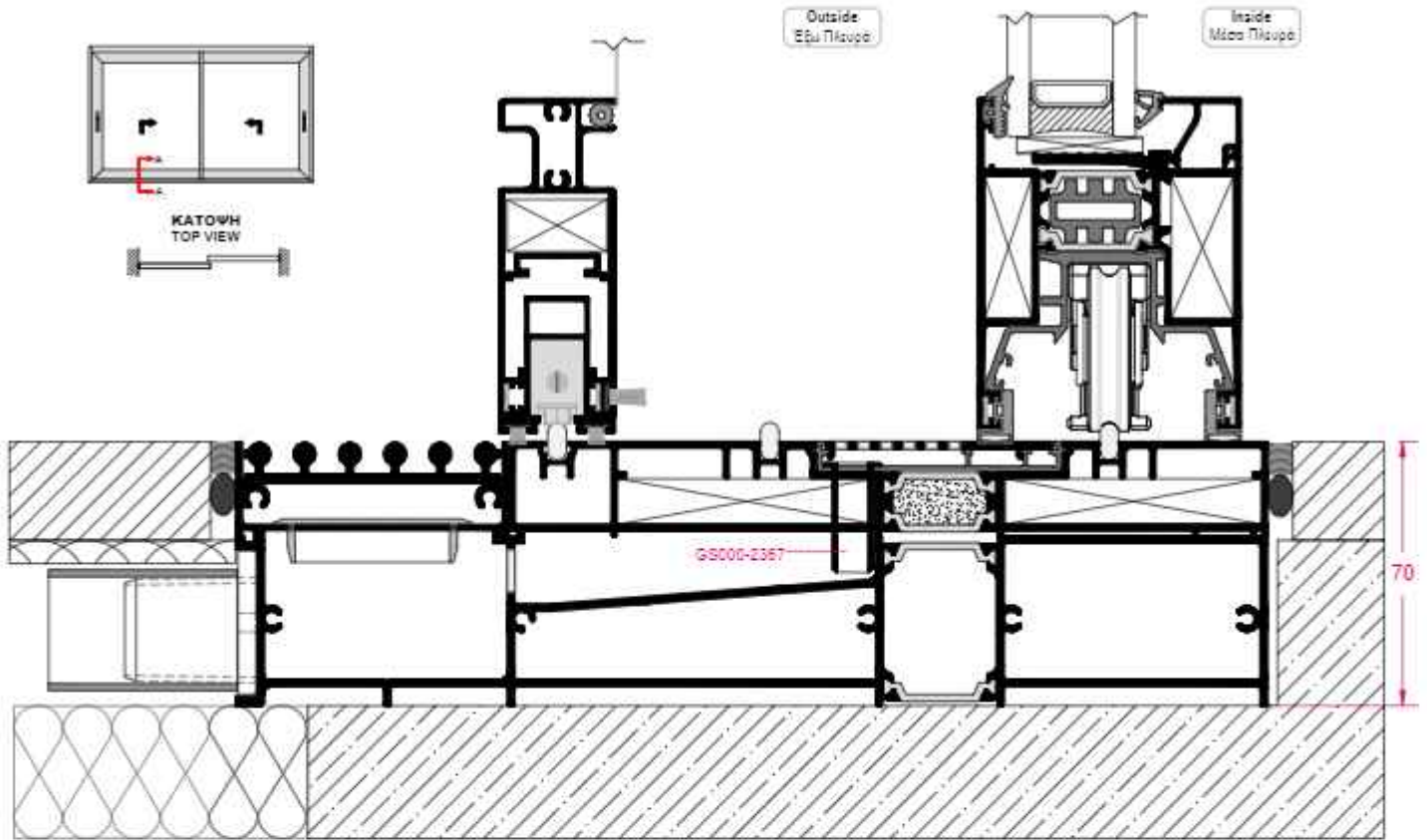


ΚΑΤΩΗ
TOP VIEW

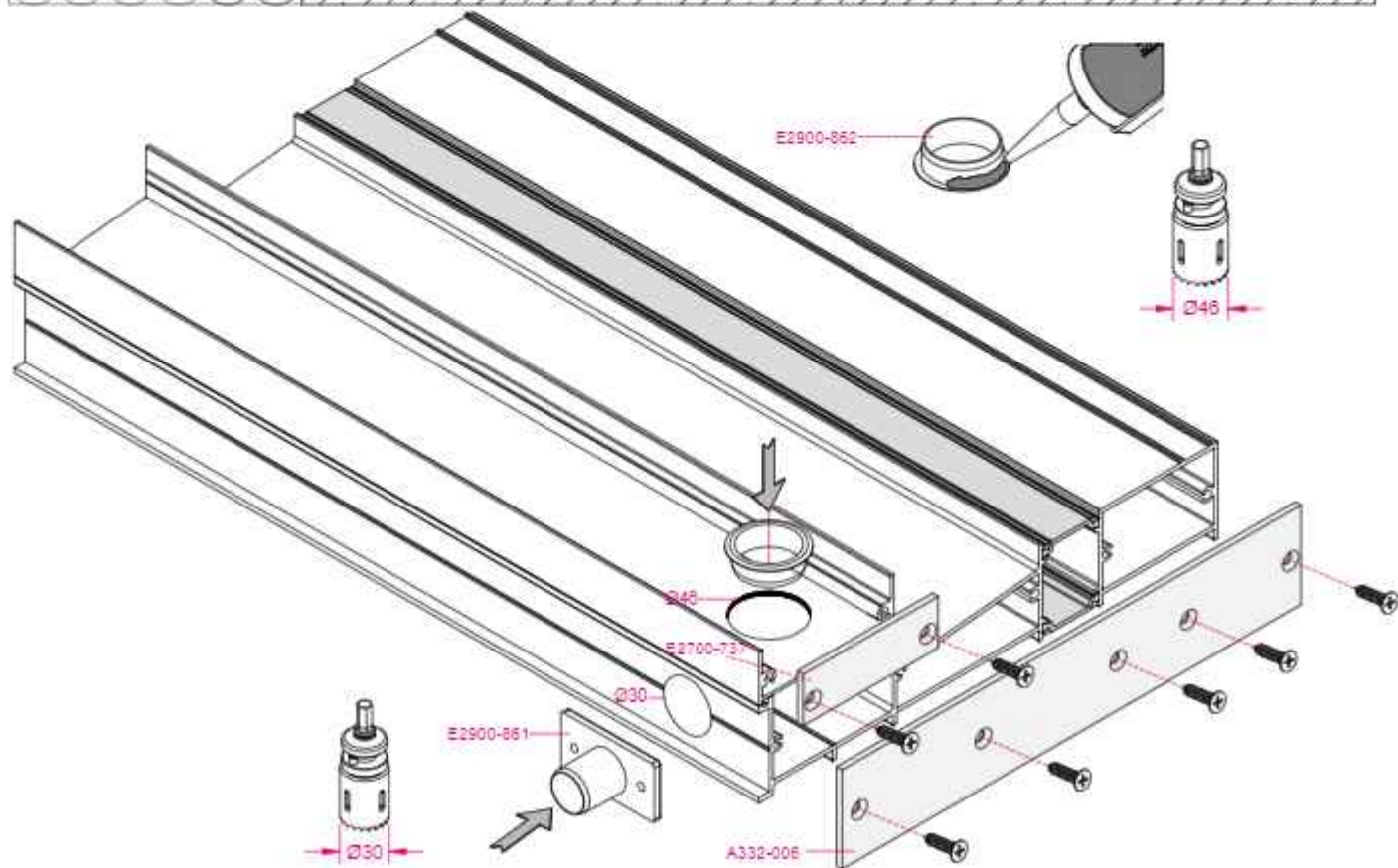
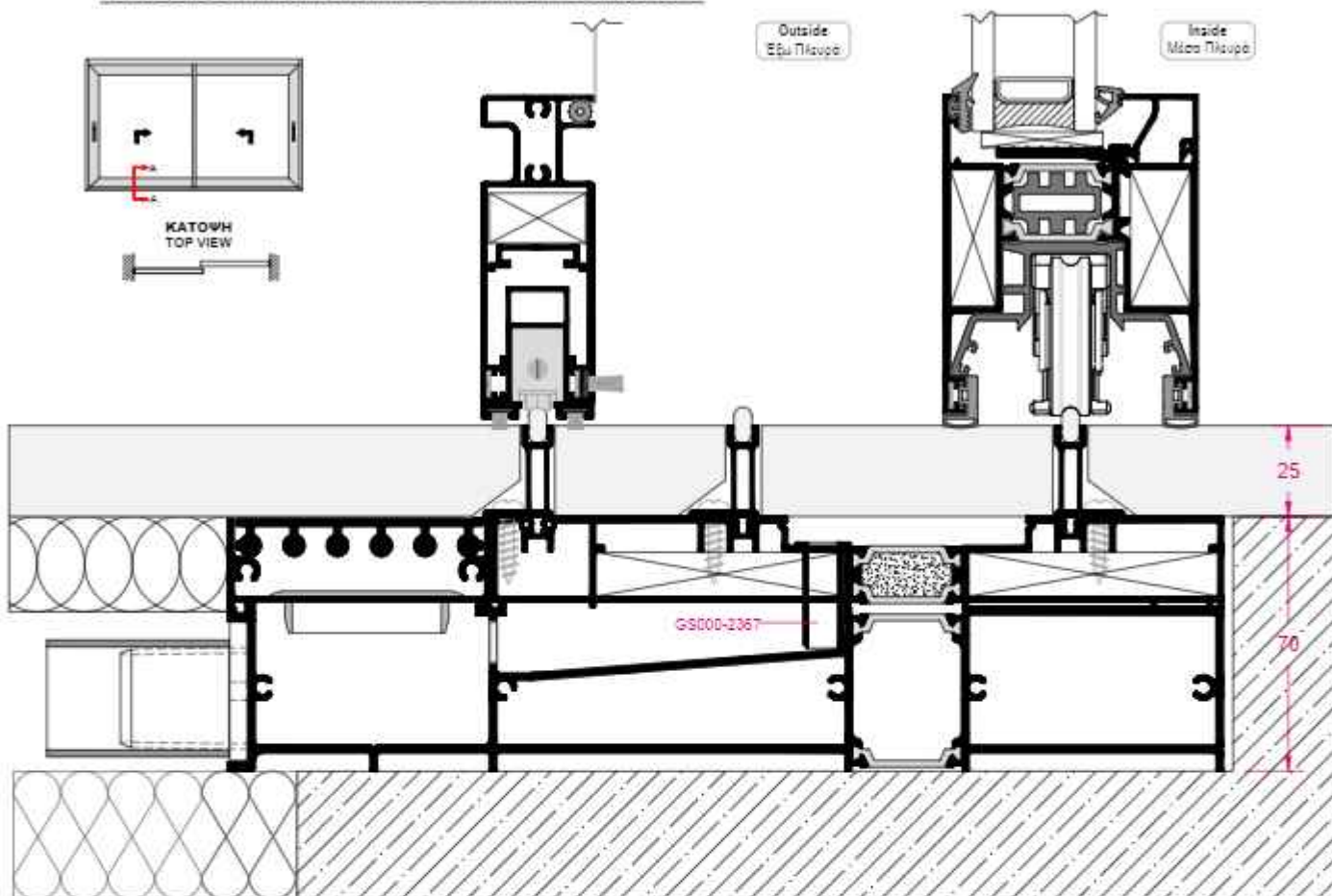
HOTEL SOLUTION



LOWER SECTION OF LIFT AND SLIDE OVERLAPPING RAIL
 ΚΑΤΩ ΤΟΜΗ ΕΠΑΛΛΗΛΟΥ ΑΝΑΣΥΡΟΜΕΝΟΥ



LOWER SECTION OF LIFT AND SLIDE OVERLAPPING RAIL
ΚΑΤΩ ΤΟΜΗ ΕΠΑΛΛΗΛΟΥ ΑΝΑΣΥΡΟΜΕΝΟΥ





















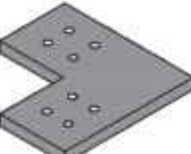



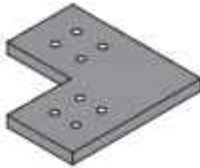




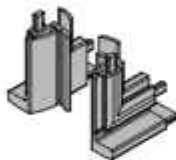




SL2700







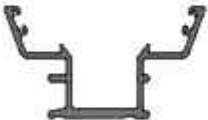



Accessories -
Εξαρτήματα



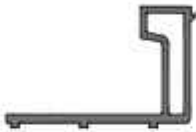







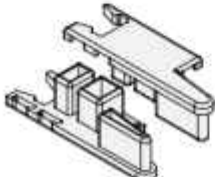
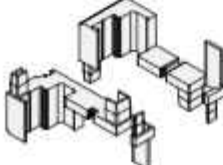


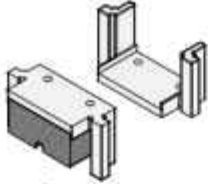
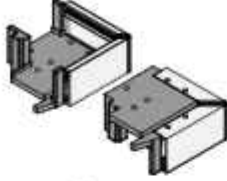
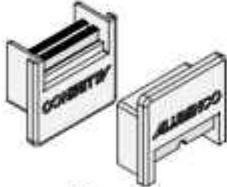
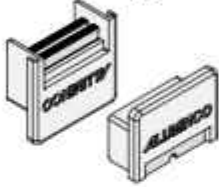

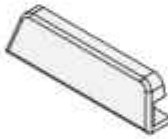
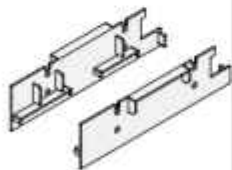
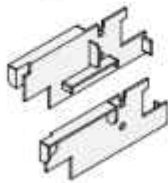
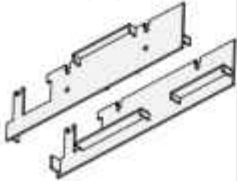

		Related with Σχετίζεται	Material Υλικό	Coating Επίστρωση	Package Συσκευασία
E2700-161 Crimping corner Γωνιά γωνιάστρας 60mm x 12mm		2700-101 2700-107 2700-118	Aluminum Αλουμίνιο	No coating Άβαφο	40 pcs/ τεμ.
E2700-162 Crimping corner Γωνιά γωνιάστρας 76mm x 12mm		2700-101 2700-105 2700-118	Aluminum Αλουμίνιο	No coating Άβαφο	30 pcs/ τεμ.
E2700-163 Crimping corner Γωνιά γωνιάστρας 67.8mm x 12mm		2700-102 2700-108 2700-110 2700-119	Aluminum Αλουμίνιο	No coating Άβαφο	30 pcs/ τεμ.
E2700-164 Crimping corner Γωνιά γωνιάστρας 16mm x 37.5mm		2700-201	Aluminum Αλουμίνιο	No coating Άβαφο	50 pcs/ τεμ.
E2700-165 Crimping corner Γωνιά γωνιάστρας 12mm x 37.5		2700-201	Aluminum Αλουμίνιο	No coating Άβαφο	50 pcs/ τεμ.
E2700-166 Crimping corner Γωνιά γωνιάστρας 17.2mm x 12.7mm		2700-103	Aluminum Αλουμίνιο	No coating Άβαφο	50 pcs/ τεμ.
E2700-141 Mechanical corner Μηχανική γωνιά 60mm x 12mm		2700-101 2700-107 2700-118	Aluminum/Steel Αλουμίνιο/Ατσάλι	No coating Άβαφο	180 pcs/ τεμ.
E2700-142 Mechanical corner Μηχανική γωνιά 76mm x 12mm		2700-101 2700-105 2700-118	Aluminum/Steel Αλουμίνιο/Ατσάλι	No coating Άβαφο	180 pcs/ τεμ.
E2700-143 Mechanical corner Μηχανική γωνιά 67.8mm x 12mm		2700-102 2700-108 2700-110 2700-119	Aluminum/Steel Αλουμίνιο/Ατσάλι	No coating Άβαφο	180 pcs/ τεμ.
E2700-144 Mechanical corner Μηχανική γωνιά 16.5mm x 37.5mm		2700-201	Aluminum/Steel Αλουμίνιο/Ατσάλι	No coating Άβαφο	130 pcs/ τεμ.

		Related with Σχετίζεται	Material Υλικό	Coating Επίστρωση	Package Συσκευασία
E2700-145 Mechanical corner Μηχανική γωνιά 12mm x 37.5mm		2700-201	Aluminum/Steel Αλουμίνιο/Ατσάλι	No coating Άβαφο	180 pcs/ τεμ.
E2700-146 Mechanical corner Μηχανική γωνιά 17.2mm x 12.9mm		2700-103	Aluminum/Steel Αλουμίνιο/Ατσάλι	No coating Άβαφο	200 pcs/ τεμ.
EA410-121 Mechanical corner Μηχανική γωνιά 26.1mm x 13.8mm		2700-206	Aluminum/Steel Αλουμίνιο/Ατσάλι	No coating Άβαφο	200 pcs/ τεμ.
EA510-207I/U Alignment corner Γωνιά ευθυγράμμισης 7mm		2700-101 2700-103 2700-107 2700-118 2700-201 2700-206	I = Inox U = Galvanized	No coating Άβαφο	5000 pcs/ τεμ.
E2700-171 Connector for 90 degrees Σύνδεσμος για σάκορο		2700-201	Aluminum Αλουμίνιο	No coating Άβαφο	50 pcs/ τεμ.
E2700-172 Connector for 90 degrees Σύνδεσμος για σάκορο		2700-201	Aluminum Αλουμίνιο	No coating Άβαφο	50 pcs/ τεμ.
E2700-173 Connector for fix sash Σύνδεσμος σταθερού φύλλου		2700-103	Aluminum Αλουμίνιο	No coating Άβαφο	50 pairs/ ζευγ.
E2700-174 Glazing support Βάση υαλοπίνακα		2700-201	Aluminum Αλουμίνιο	No coating Άβαφο	50 pcs/ τεμ.
E2700-167 Corner connector Σύνδεσμος γωνιακής κατασκευής		2700-101 2700-107 2700-118	Aluminum Αλουμίνιο	No coating Άβαφο	1 pcs/ τεμ.
E2700-168 Corner connector Σύνδεσμος γωνιακής κατασκευής		2700-101 2700-105 2700-118	Aluminum Αλουμίνιο	No coating Άβαφο	1 pcs/ τεμ.


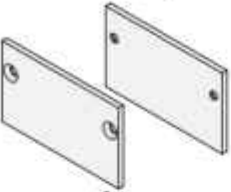
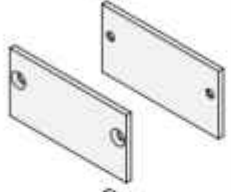
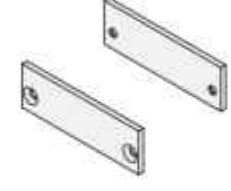
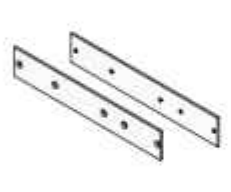
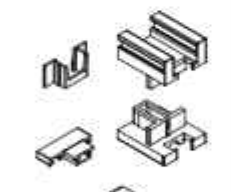
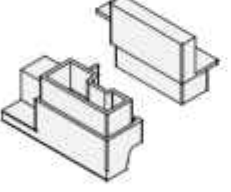

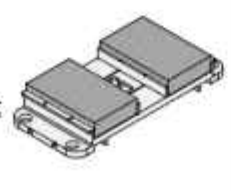

		Related with Σχετίζεται	Material Υλικό	Coating Επίστρωση	Package Συσκευασία
E2700-168 Corner connector Σύνδεσμος γωνιακής κατασκευής		2700-102 2700-108 2700-110 2700-119	Aluminum Αλουμίνιο	No coating Άβαφο	1 pcs/ τεμ.
A410-020 Gasket for sash Λάστιχο φύλλου		2700-201	EPDM	-	250m
E2700-409 Gasket for sash Λάστιχο φύλλου		2700-201	EPDM	-	100m
E2700-412 Additional sash Πρόσθετο λάστιχο		2700-901 2700-704 2700-705 2700-706 2700-707 2700-709 2700-709	EPDM	-	100m
E2700-415 Gasket for sash with flat rail Λάστιχο φύλλου για φλατ οδηγό		2700-201	EPDM	-	200m
A430-004 Vulcanized corner for bottom sash Λαστιχογωνιά φύλλου		2700-201	EPDM	-	1 pairs/ ζευγ.
E2700-416 Gasket for central adapter Λάστιχο για μπινι		2700-501	EPDM	-	70m
E2700-417 Gasket for corner adapter Λάστιχο για γωνιακό μπινι		2700-502	EPDM	-	100m
A410-007 Gasket for narrow interlock Λάστιχο για στενό γάντζο		A210-009 A210-010	EPDM	-	100m
E2700-411 Gasket for interlock Λάστιχο για γάντζο		E2700-405	EPDM	-	100m











		Related with Σχετίζεται	Material Υλικό	Coating Επίστρωση	Package Συσκευασία
ES250-401 Gasket for frame Λάστιχο κάσας		All frames	EPDM	-	220m
(A)US520-1PRM(1 mm) (B)US520-2PRM(2 mm) (C)US520-3PRM(3 mm) (D)US520-4PRM(4 mm) (E)US520-5PRM(5 mm) (F)US520-6PRM(6 mm) (G)US520-7PRM(7 mm)		Glazing	EPDM	-	(A) 265m (10kg) (B) 215m (10kg) (C) 180m (10kg) (D) 125m (10kg) (E) 100m (10kg) (F) 90m (10kg) (G) 75m (10kg)
(A)US530-1PRM(1 mm) (B)US530-2PRM(2 mm) (C)US530-3PRM(3 mm) (D)US530-4PRM(4 mm) (E)US530-5PRM(5 mm) (F)US530-6PRM(6 mm) (G)US530-7PRM(7 mm)		Glazing	EPDM	-	(A) 265m (10kg) (B) 215m (10kg) (C) 180m (10kg) (D) 125m (10kg) (E) 100m (10kg) (F) 90m (10kg) (G) 75m (10kg)
US550-3PRA/M Gasket for screen Λάστιχο σίτας		Screen	EPDM	A=WHITE/ ΛΕΥΚΟ M=BLACK/ ΜΑΥΡΟ	10Kg
A)US506-1FSA/M/G 6mm B)US507-1FSA/M/G 7mm C)US508-1FSA/M/G 8mm D)US510-1FSA/M/G 10mm E)US512-1FSA/M/G 12mm		2700-101 2700-303 2700-103 2700-305 2700-107 2700-504 2700-118 2700-902 2700-206 2700-907 2700-207 2700-911	-	-	A) 350 m B) 250 m C) 225 m D) 200 m E) 150 m
E2700-851 Stabilizer Σταθεροποιητής		2700-201	Nylon	Black/ Μαύρο	100 pcs/ τεμ.
E2700-401 Stabilizer Σταθεροποιητής		2700-201	PVC	Black/ Μαύρο	6m
E2700-402 Frame cover Κάλυμμα οδηγού		2700-101 2700-105 2700-107 2700-118	PVC	Black/ Μαύρο	5.5m
E2700-403 Frame cover Κάλυμμα οδηγού		2700-102 2700-108 2700-110 2700-119	PVC	Black/ Μαύρο	5.5m
E2700-405 Interlock Γάντζος		2700-301	PVC	Black/ Μαύρο	6m




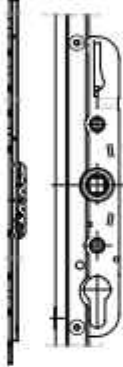



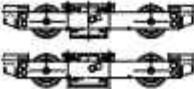
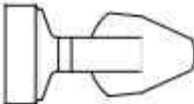
		Related with Σχετίζεται	Material Υλικό	Coating Επίστρωση	Package Συσκευασία
E2700-407 Additional for sash Πρόσθετο φύλλου		2700-201	PVC	Black/ Μαύρο	6m
E2700-413 Frame cover Κάλυμμα οδηγού		2700-102 2700-108 2700-110 2700-119	PVC	Black/ Μαύρο	5.5m
E2700-414 Frame cover Κάλυμμα οδηγού		2700-103	PVC	Black/ Μαύρο	5.5m
E2700-418 Frame cover Κάλυμμα οδηγού		2700-102 2700-108 2700-110 2700-119	PVC	Black/ Μαύρο	6m
A210-009 Interlock Γάντζος		2700-303	PVC	Black/ Μαύρο	5.5m
A210-010 Interlock Γάντζος		2700-305	PVC	Black/ Μαύρο	5.5m
A312-021 Interlock cover Τάπα γάντζου	 	A210-009	Nylon	Black/ Μαύρο	100 pairs/ ζευγ.
A312-022 Interlock cover Τάπα γάντζου	 	A210-010	Nylon	Black/ Μαύρο	100 pairs/ ζευγ.
E2700-854 Interlock cover Τάπα γάντζου		E2700-405	Nylon	Black/ Μαύρο	100 pairs/ ζευγ.
E2700-861 Profile cover Τάπα προφίλ		2700-504	Nylon	Black/ Μαύρο	1 pairs/ ζευγ.


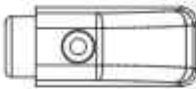
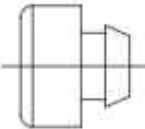




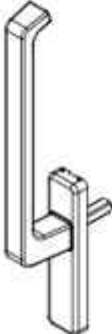

	Related with Σχετίζεται	Material Υλικό	Coating Επίστρωση	Package Συσκευασία
<p>E2700-857 Profile cover Τάπα προφίλ</p> 	2700-501	Nylon	Black/ Μαύρο	50 pairs/ ζευγ.
<p>E2700-858 Profile cover Τάπα προφίλ</p> 	2700-502 2700-503	3d print plastic/ Alouminum	Black/ Μαύρο	1 kit/ κιτ.
<p>E2700-852 Interlock cover Τάπα Γάντζου</p> 	2700-301 2700-302 2700-303	Nylon	Black/ Μαύρο	30 pairs/ ζευγ.
<p>E2700-853 Interlock cover Τάπα Γάντζου</p> 	2700-301 2700-302 2700-303	Nylon	Black/ Μαύρο	30 pairs/ ζευγ.
<p>E2700-856 Meeting stile stabilizer Σταθεροποιητής φιλητού</p> 	2700-501	Nylon	Black/ Μαύρο	50 piece/ τεμ.
<p>EA450-836 Drainage cover Τάπα Νεροχύτη</p> 	All frames	Nylon	Black/ Μαύρο	1000 piece/ τεμ.
<p>E2700-859 Frame cover Φλάντζα οδηγού</p> 	2700-101	Nylon	Black/ Μαύρο	1 pairs/ ζευγ.
<p>E2700-860 Frame cover Φλάντζα οδηγού</p> 	2700-105	Nylon	Black/ Μαύρο	1 pairs/ ζευγ.
<p>A312-023 Frame cover Φλάντζα οδηγού</p> 	2700-118	Nylon	Black/ Μαύρο	1 pairs/ ζευγ.
<p>E2700-733 Profile cover Τάπα προφίλ</p> 	2700-922	Alouminum	No coating Άβαφο	1 pairs/ ζευγ.

Accessories - Εξαρτήματα



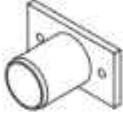
		Related with Σχετίζεται	Material Υλικό	Coating Επίστρωση	Package Συσκευασία
E2700-734 Profile cover Τάπα προφίλ		2700-923	Alouminum	No coating Άβαφο	1 pairs/ ζευγ.
E2700-735 Profile cover Τάπα προφίλ		2700-917	Alouminum	No coating Άβαφο	1 pairs/ ζευγ.
E2700-736 Profile cover Τάπα προφίλ		2700-916	Alouminum	No coating Άβαφο	1 pairs/ ζευγ.
E2700-737 Profile cover Τάπα προφίλ		2700-915	Alouminum	No coating Άβαφο	1 pairs/ ζευγ.
A322-006 Profile cover Τάπα προφίλ		2700-937	Alouminum	No coating Άβαφο	1 pairs/ ζευγ.
A312-024 Profile cover Τάπα προφίλ		2700-207	Nylon	Black/ Μαύρο	1 kit/ κτ.
A322-010 Profile cover Τάπα προφίλ		2700-505	Nylon		1 pairs/ ζευγ.
A312-030 Plugs set for narrow flyscreen Σετ ταμπών για στενή σίτα		2700-207	Nylon	Black/ Μαύρο	1 pairs/ ζευγ.
E2700-961 Low cental adapter Κάτω τάκος στεγάνωσης		2700-103	Nylon/ Foam	Black/ Μαύρο	1 piece/ τεμ.
E2700-964 Low cental adapter Κάτω τάκος στεγάνωσης		Hidden track typology	Foam	Black/ Μαύρο	1 piece/ τεμ.

	Related with Σχετίζεται	Material Υλικό	Coating Επίστρωση	Package Συσκευασία
A312-025 Low cental adapter Κάτω τάκος στεγάνωσης 	2700-101 2700-107 2700-118	Nylon/ Foam	Black/ Μαύρο	1 piece/ τεμ.
A312-026 Low cental adapter Κάτω τάκος στεγάνωσης 	2700-102 2700-108 2700-110 2700-119	Nylon/ Foam	Black/ Μαύρο	1 piece/ τεμ.
A312-028 Upper cental adapter Πάνω τάκος στεγάνωσης 	2700-101 2700-107 2700-118	TPE/ Foam	Black/ Μαύρο	1 piece/ τεμ.
A312-029 Upper cental adapter Πάνω τάκος στεγάνωσης 	2700-103	TPE/ Foam	Black/ Μαύρο	1 piece/ τεμ.
ES220-925 Buffer Αμορτισέρ 	2700-206	Plastic/ Aluminum	Black/ Μαύρο	120 piece/ τεμ.
ES220-320 Double adjustable roller Διπλό ρυθμιζόμενο ρόουλο 	2700-206	Plastic	Black/ Μαύρο	100 piece/ τεμ.
A210-011 Magnet holder Θήκη μαγνήτη 	2700-932	PVC	Black/ Μαύρο	6m
ACGE0050 Magnet Μαγνήτης 	A210-011	Magnet	-	1 piece/ τεμ.
E2700-383 Insulation bar Θερμομονωτική μπάρα 	2700-101 2700-102	Neocoat	-	1 piece/ τεμ.
E2700-384 Insulation bar Θερμομονωτική μπάρα 	2700-103	Neocoat	-	1 piece/ τεμ.

	Related with Σχετίζεται	Material Υλικό	Coating Επίστρωση	Package Συσκευασία
<p>E2700-385 Insulation bar Θερμομονωτική μπάρα</p> 	2700-203	Neocoat	-	1 piece/ τεμ.
<p>E2700-386 Insulation bar Θερμομονωτική μπάρα</p> 	2700-103	Neocoat	-	1 piece/ τεμ.
<p>E2700-382 Insulation bar Θερμομονωτική μπάρα</p> 	2700-301	Neocoat	-	1 piece/ τεμ.
<p>A)E923-101GU B)E923-103GU C)E923-104GU D)E923-106GU</p> <p>Locking mechanism Γρύλος μηχανισμού</p> 	2700-201	(A)HEIGHT/ΥΨΟΣ= 865mm-1285mm (B)HEIGHT/ΥΨΟΣ= 1235mm-1865mm (C)HEIGHT/ΥΨΟΣ= 1865mm-2365mm (D)HEIGHT/ΥΨΟΣ= 2115mm-2765mm	-	1 piece/ τεμ.
<p>E923-205GU Roller set for standard & semi-flat track Σετ ράουλα για στάνταρ και semi-flat οδηγό</p> 	2700-201	-	-	1 piece/ τεμ.
<p>E923-251GU Extra roller set for standard & semi-flat track Έξτρα σετ ράουλα για στάνταρ και semi-flat οδηγό</p> 	2700-201	-	-	1 piece/ τεμ.
<p>E923-201GU Roller set for flat & hidden track Σετ ράουλα για flat και hidden οδηγό</p> 	2700-201	-	-	1 piece/ τεμ.
<p>E923-253GU Extra roller set for flat & hidden track Έξτρα σετ ράουλα για flat και hidden οδηγό</p> 	2700-201	-	-	1 piece/ τεμ.
<p>E920-001GU Locking point 22mm Κλείδωμα 22mm</p> 	All frames	-	-	1 piece/ τεμ.

		Related with Σχετίζεται	Material Υλικό	Coating Επίστρωση	Package Συσκευασία
A)E922-303GU/6 B)E922-303GU/7 C)E922-303GU/A External finger handle Εξωτερική χούφτα		2700-201	-	A= BLACK/ΜΑΥΡΟ B= WHITE/ΛΕΥΚΟ C= BRONZE/ΜΠΡΟΝΖΕ	1 piece/ τεμ.
E925-004GU Stopper for double sliding Στοπερ για δίφυλλο		All frames	-	Black/ Μαύρο	1 piece/ τεμ.
E925-001GU Stopper Στοπερ		2700-201	Plastic	Black/ Μαύρο	1 piece/ τεμ.
E927-451GU Bottom keeper Μάνταλος εξαερισμού		All frames	-	-	1 piece/ τεμ.
E923-292GU Connecting rod 8mm Ντίζα σύνδεσης 8mm		All rollers	-	-	1 piece/ τεμ. 1100mm
E923-159GU Plastic spacer Προσθήκη ύψους πλαστική		All locking mechanisms	-	-	1 piece/ τεμ.
E923-158GU Plastic roller spacer Κάτω προσθήκη ρόουλου		All locking mechanisms	-	-	1 piece/ τεμ.
A)E922-104GU/6 B)E922-104GU/7 C)E922-104GU/A Handle for lift and slide Πόμολο για ανασυρόμενο		All locking mechanisms	-	-	1 piece/ τεμ.
E2900-862 Vertical drainage Πλαστικό κάθετης αποχέτευσης		2700-922 2700-923 2700-937	Plastic	Black/ Μαύρο	1 piece/ τεμ.

Accessories - Εξαρτήματα

		Related with Σχετίζεται	Material Υλικό	Coating Επίστρωση	Package Συσκευασία
<p>GS000-2367 Drainage Ø11 Νεροχύτης Ø11</p> 		All frames	Plastic	Black/ Μαύρο	1 piece/ τεμ.
<p>ES220-823 Plastic end gap for rail inner weep hole Πλαστική τάπα εσωτερικού νεροχύτη οδηγών</p> 		All frames	Plastic	Black/ Μαύρο	100 piece/ τεμ.
<p>E2900-861 Horizontal drainage Οριζόντια αποχέτευση</p> 		2700-922 2700-923 2700-937	Plastic	Black/ Μαύρο	1 piece/ τεμ.

INSTRUCTIONS FOR THE CONSTRUCTION OF FRAMES

- Fabricator should always have all the necessary technical documentation, manuals and catalogs of systems that describe all the details of any type of construction.
- Fabricator should be aware of the possibilities of profiles in order to provide the appropriate solutions for each case at the client.
- Fabricator should have all the necessary tools and machinery in order to produce high quality products.
- Milling and machining on profiles must be executed with absolute precision based on the instructions of the technical manuals.
- At the cutting points (piercing) of profiles is necessary to use protective materials (Bourgal), to avoid the appearance of electrolysis.
- At the assembly of profiles is necessary to use sealant (polyurethane adhesive) in order to seal the profiles from any water inflows and air.
- Fabricator should always use all the necessary accessories and mechanisms recommended by the company to ensure the quality and proper functionality of the frames.
- At the construction and installation of the frames, screws should be of stainless steel or galvanized to prevent corrosion.
- Fabricator should open all the necessary weep holes in a frame for runoff water. The number of weep holes depend on the orientation and dimensions of the frame. (See technical manual).
- Fabricator should use cyanoacrylate glue to the contact points of gasket.
- Fabricator must properly support (shims application) the glazing, with plastic shims, at the projected points for the proper function of the frame. (See technical manual).
- Fabricator should select and place subframe depending on the typology of each frame for the proper support of the frame.
- Fabricator should estimate a perimeter joint between the frame and subframe of 2.5-3 mm for non-thermal break systems and 5-6 mm for thermal break systems.
- Fabricator must choose the correct sealing materials during installation. More specifically:
 1. We place neutral silicone or polyurethane sealant at the bottom, inner and outer of the frame, between frame and sill.
 2. We place acrylic putty both sides and on the top inner and outer of the frame, between the frame and the wall. Painting in acrylic putty is necessary.

Attention: The surfaces (frame, sill & wall) must be clean and dry for the effective adhesion of insulating materials.

For any questions on technical matters contact the technical department of the company.

INSTRUCTIONS FOR PROTECTION & MAINTENANCE OF FRAMES

Aluminium systems are characterized by high resistance to weather conditions and time. To ensure and maintain good function and timeless beauty, it is necessary to follow the simple but basic below rules for proper maintenance and cleaning:

- Aluminium profiles must be cleaned at regular basis.
- In industrial or coastal areas, cleaning must be done more often and with great meticulousness.
- At the time of cleaning is recommended to use water and cleaners with a neutral pH.
- Alkaline materials such as cement, lime and plaster should not remain, at any time, on the aluminium surface.
- Immediately after the installation of frames, the protective film must be removed from the surface of aluminium, where its exposure to sunlight may cause a serious damage.
- The moving parts, mechanisms and gaskets should be cleaned and lubricated with silicone spray periodically.
- In any case, a full maintenance control of aluminium systems - once a year - is necessary from a professional fabricator.

ΟΔΗΓΙΕΣ ΓΙΑ ΤΗΝ ΚΑΤΑΣΚΕΥΗ ΤΩΝ ΚΟΥΦΩΜΑΤΩΝ

- Ο κατασκευαστής οφείλει να έχει όλα τα απαραίτητα τεχνικά έντυπα, εγχειρίδια και καταλόγους των συστημάτων που περιγράφουν όλες τις λεπτομέρειες για οποιαδήποτε κατασκευή.
- Ο κατασκευαστής θα πρέπει να γνωρίζει τις δυνατότητες των προφίλ και να δίνει σωστές και ενδεδειγμένες λύσεις για κάθε περίπτωση στον πελάτη του.
- Ο κατασκευαστής οφείλει να διαθέτει όλα τα απαραίτητα εργαλεία και μηχανολογικό εξοπλισμό, προκειμένου να παράγει άριστης ποιότητας τελικό προϊόν.
- Οι κατεργασίες - χαντρώματα των προφίλ θα πρέπει να εκτελούνται με απόλυτη ακρίβεια με βάση τις οδηγίες των τεχνικών εγχειριδίων.
- Στα σημεία κοπής, χαντρώματος των προφίλ είναι απαραίτητη η χρήση προστατευτικών υλικών (Bourgal), για την αποφυγή εμφάνισης ηλεκτρόλυσης.
- Κατά τη συναρμολόγηση των προφίλ, είναι απαραίτητη η χρήση αρμόκολλας προκειμένου να σφραγίζονται από τυχόν εισροές νερού και αέρα.
- Ο κατασκευαστής οφείλει και πρέπει να χρησιμοποιεί εξαρτήματα και μηχανισμούς που προτείνει η εταιρία, ώστε να διασφαλίζεται η ποιότητα και η σωστή λειτουργία των κουφωμάτων.
- Κατά την κατασκευή και τοποθέτηση των κουφωμάτων οι βίδες θα πρέπει να είναι γαλβανιζέ ή ανοξείδωτες για την αποφυγή διάβρωσης.
- Ο κατασκευαστής οφείλει να ανοίγει τον απαραίτητο αριθμό νεροκυττών σε ένα κούφωμα για την απορροή των υδάτων, ο οποίος εξαρτάται από τον προσανατολισμό και τη διάσταση του κουφώματος. (Βλέπε τεχνικό εγχειρίδιο).
- Ο κατασκευαστής θα πρέπει να χρησιμοποιεί κυανοακρυλική κόλλα για τη συγκόλληση των ελαστικών.
- Ο κατασκευαστής οφείλει να κάνει σωστή στήριξη (τακάρισμα) των υαλοπινάκων, με πλαστικά τακάκια, στα προβλεπόμενα σημεία, για τη σωστή λειτουργία του κουφώματος. (Βλέπε τεχνικό εγχειρίδιο).
- Ο κατασκευαστής θα πρέπει ανάλογα με την τυπολογία κάθε κουφώματος να επιλέγει και να τοποθετεί ψευδόκασα, ώστε να έχουμε σωστή στήριξη του κουφώματος.
- Ο κατασκευαστής θα πρέπει να υπολογίσει περιμετρικά έναν αρμό μεταξύ ψευδόκασας και κουφώματος 2.5-3 mm στα ψυχρά και 5-6 mm στα θερμοδιακοπόμενα.
- Ο κατασκευαστής πρέπει να επιλέγει τα σωστά υλικά στεγάνωσης κατά την τοποθέτηση.
 - 1) Στο κάτω μέρος εσωτερικά και εξωτερικά του κουφώματος μεταξύ κάσας - μαρμαροποδιάς τοποθετούμε ουδέτερη σιλικόνη ή πολυουρεθανική αρμόκολλα.
 - 2) Στις πλευρές και στο επάνω μέρος εσωτερικά και εξωτερικά του κουφώματος μεταξύ κάσας - τοικοποιίας τοποθετούμε ακρυλικό στόκο, ο οποίος επιδέχεται βάψιμο. Το βάψιμο στον ακρυλικό στόκο είναι απαραίτητο.

Προσοχή: Οι επιφάνειες (κουφώματος, μαρμαροποδιάς & τοικοποιίας) να είναι καθαρές και στεγνές, για την αποτελεσματική πρόσφυση των μονωτικών υλικών.

Για οποιαδήποτε απορία σε τεχνικά θέματα, επικοινωνήστε με το τεχνικό τμήμα της εταιρίας.

ΟΔΗΓΙΕΣ ΣΥΝΤΗΡΗΣΗΣ ΚΟΥΦΩΜΑΤΩΝ

Τα συστήματα αλουμινίου χαρακτηρίζονται από την υψηλή ανθεκτικότητά τους στις καιρικές συνθήκες και στο χρόνο. Για τη διασφάλιση και διατήρηση της διαχρονικά καλής λειτουργίας και αισθητικής, χρειάζεται να ακολουθούνται οι παρακάτω απλοί, αλλά βασικοί κανόνες σωστής συντήρησης και καθαρισμού:

- Τα προφίλ αλουμινίου πρέπει να καθαρίζονται σε τακτά χρονικά διαστήματα. Σε βιομηχανικές ή παραθαλάσσιες περιοχές, ο καθαρισμός τους πρέπει να γίνεται συχνότερα και με πολύ μεγάλη σχολαστικότητα.
- Για τον καθαρισμό του αλουμινίου συνιστάται η χρήση νερού και προϊόντων καθαρισμού με ουδέτερο pH.
- Προσοχή σε αλκαλικά υλικά, όπως ταϊμέντο, ασβέστης και γύψος, τα οποία δε πρέπει να μένουν καθόλου προσκολλημένα επάνω στην επιφάνεια του αλουμινίου.
- Αμέσως μετά την τοποθέτηση των κουφωμάτων θα πρέπει να αφαιρείται το προστατευτικό φιλμ από την επιφάνεια του αλουμινίου, η έκθεσή του στην πλακή ακτινοβολία δημιουργεί πρόβλημα.
- Τα κινητά μέρη, οι μηχανισμοί και τα ελαστικά θα πρέπει να καθαρίζονται και να λιπαίνονται με σπρέι σιλικόνης σε τακτά χρονικά διαστήματα.
- Σε κάθε περίπτωση 1 φορά το χρόνο είναι απαραίτητος ο έλεγχος - συντήρηση των συστημάτων αλουμινίου από επαγγελματία αλουμινοκατασκευαστή.

ARCHITECTURAL ALUMINIUM SYSTEMS / ΑΡΧΙΤΕΚΤΟΝΙΚΑ ΣΥΣΤΗΜΑΤΑ ΑΛΟΥΜΙΝΙΟΥ

SLIDING SYSTEMS
ΣΥΡΟΜΕΝΑ ΣΥΣΤΗΜΑΤΑ



SL200



SL320



SL2450



SL2700



SL2900

BI-FOLDING SYSTEM
ΠΤΥΣΣΟΜΕΝΟ ΣΥΣΤΗΜΑ



FD4600

OPENING SYSTEMS
ΑΝΟΙΓΟΜΕΝΑ ΣΥΣΤΗΜΑΤΑ



W400



W450



W450HS



W540



W4750



W4900



ENTRANCE DOORS
ΠΟΡΤΕΣ ΕΙΣΟΔΟΥ



D75



D90

ROLLING SHUTTER SYSTEM
ΣΥΣΤΗΜΑ ΡΟΛΟΥ



SH750

SHUTTER SYSTEM
ΣΥΣΤΗΜΑ ΠΑΝΤΖΟΥΡΙΟΥ



SH3200

SHADOW SYSTEM
ΣΥΣΤΗΜΑ ΣΚΙΑΣΗΣ



SH3400

CURTAIN WALL SYSTEM
ΣΥΣΤΗΜΑ ΥΑΛΟΠΕΤΑΙΜΑΤΟΣ



EW50

General Information

- This catalogue has been compiled with great care. The company cannot be responsible for any technical, printing or spelling errors that may occur.
- The latest version of this catalogue is available at the official website of the company www.aluminco.com.
- The company has a full range of catalogues for all products.
- Register now to aluminco.com and find the latest news, new applications and studies of ALUMINCO.

Γενικές Πληροφορίες

- Ο κατάλογος αυτός έχει συνταχτεί με μεγάλη προσοχή. Η εταιρία δεν ευθύνεται για τυχόν τεχνικά, τυπογραφικά ή ορθογραφικά λάθη που μπορεί να προκύψουν.
- Η πιο πρόσφατη έκδοση αυτού του καταλόγου είναι διαθέσιμη στην επίσημη ιστοσελίδα της εταιρείας www.aluminco.com.
- Η εταιρεία διαθέτει μια πλήρη γκάμα καταλόγων για όλα τα προϊόντα της.
- Εγγραφείτε τώρα στο aluminco.com και μάθετε πρώτοι τα τελευταία νέα, εφαρμογές και μελέτες της ALUMINCO.



- The date of issue of this catalogue is written at the back cover.
- Η ημερομηνία έκδοσης του καταλόγου αναγράφεται στο οπισθόφυλλο.

01/2024



320 11 Inofita Viotia - Greece
T: +30 22620 47000
F: +30 22620 47090
E: info@aluminco.com
www.aluminco.com

320 11 Οινόφυτα Βοιωτίας
T: 22620 47000
F: 22620 47090
E: info@aluminco.com
www.aluminco.com